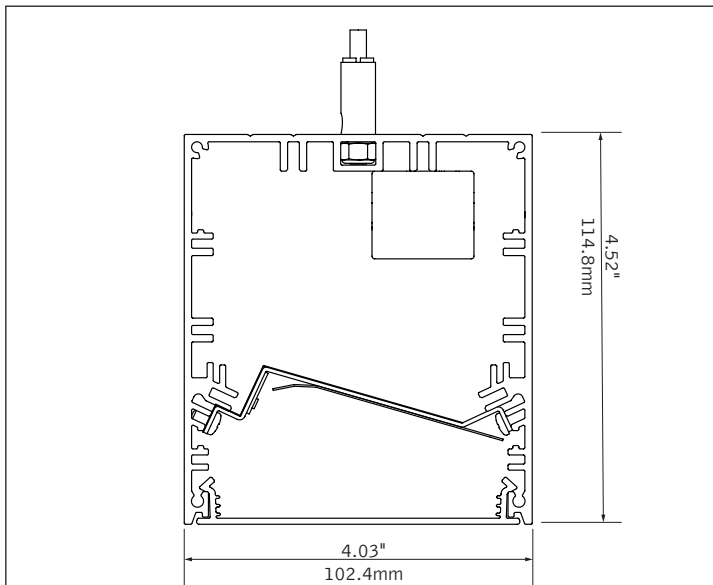


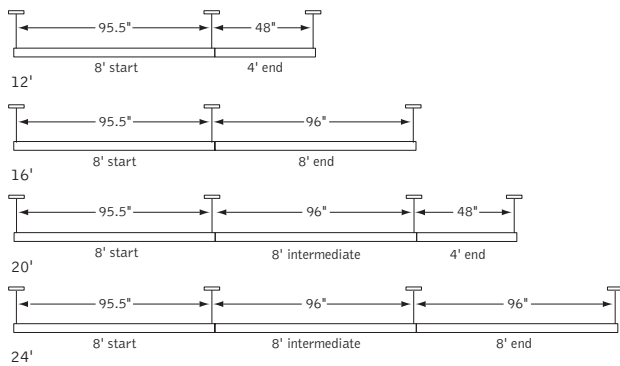


recessed companion

DIMENSIONAL DATA



MOUNTING INFORMATION



Consult factory for additional row length information.

FEATURES

Narrow extruded aluminum 4" aperture suspended asymmetric LED luminaire.

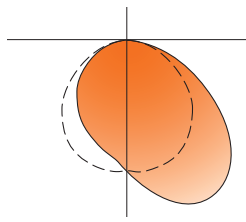
Individual units and continuous runs in 1' increments.

Flush frosted acrylic lens provides uninterrupted illumination.

LED position and lens material optimized to provide the perfect blend of performance and visual comfort.

Choice of output levels to meet a wide variety of application needs.

PERFORMANCE



PRODUCT OVERVIEW

Lumen Output: 1000-4000lm

Wattage: 14-53

LPW: 72-80

SDCM: 3

4' Flush Frosted Lens
625 Lumens per foot

Delivered Lumens: 2500lm

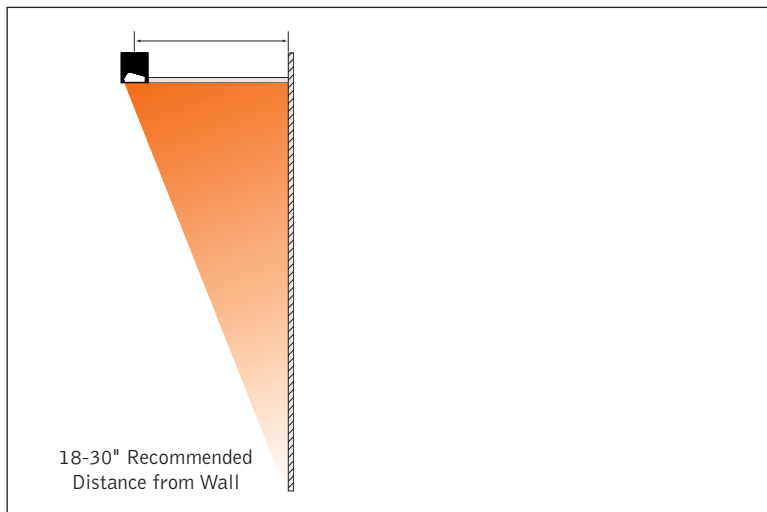
Total System Watts: 34

Photometric performance is measured in accordance with IESNA LM-79.
Visit focalpointlights.com for complete photometric data.

fixture:

project:

DETAILS



SPECIFICATIONS

LED System

Proprietary linear LED module incorporates premium LEDs on a robust platform to achieve excellent thermal management. LEDs are placed to promote a uniform appearance. Available in 3000K, 3500K or 4000K with CRI>80, 3SDCM. LED modules and drivers are replaceable from below.

Construction

One piece extruded aluminum housing. Cast aluminum end caps. 2' unit weight: 4.8 lbs., 3' unit weight: 7.2 lbs., 4' unit weight: 9.6 lbs., 5' unit weight: 12 lbs.

Optic

Reflector fabricated of low iridescent, semi-specular premium grade aluminum. Extruded acrylic lens .07" thick with satin finish, up to 8' continuous.

Electrical

Luminaires are pre-wired with factory installed branch circuit wiring and over-molded quick connects. Standard 120-277V constant current driver includes 0-10V analog dimming. Power factor > .9.

Emergency Battery

Emergency output - 10 watts for 90 minutes. Max. mounting height: 19ft.

Labels

UL and cUL listed. Suitable for Dry or Damp Locations, indoor use only.

Finish

Polyester powder coat applied over a multi-stage pre-treatment. Canopy and cord white as standard.

Lumen Maintenance

Reported: L70 at >61,000 hours Calculated: L70 at 475,000 hours
 L90 at >61,000 hours L90 at 130,000 hours
 Derived from EPA TM-21 calculator. Based on typical conditions, consult factory for additional data.

Reliability

At Focal Point, our products are designed to stand the test of time. Each luminaire is engineered using superior components, manufactured with the utmost care and rigorously tested. Contact us for reliability data.

Warranty

LED system rated for operation in ambient environments up to 25°C. 5-year limited warranty.

4' PERFORMANCE CHART

Lumens per Foot	Delivered Lumens	System Watts	LPW
275LF	1000	14	79
375LF	1500	20	79
625LF	2500	34	72
875LF	3500	44	80
1000LF	4000	53	77

Based on 3500K, 4' lengths. Lumen output may vary +/- 5%. Actual wattage may vary +/- 5%.

Focal Point LLC reserves the right to change specifications for product improvement without notification.

ORDERING

Luminaire Series	FSM4ALS
Seem 4 Asymmetric LED	FSM4ALS
Shielding	FFL
Flush Frosted Lens	FFL
Lumen Output	
275 Lumens per foot	275LF
375 Lumens per foot	375LF
625 Lumens per foot	625LF
875 Lumens per foot	875LF
1000 Lumens per foot	1000LF
Color Temperature	
3000K	30K
3500K	35K
4000K	40K
Circuit	1C
Single Circuit	1C
Voltage	UNV
120/277 UNV Volt	UNV
Control System & Dimming Level	
0-10V - 10% Dimming	LD1
0-10V - 1% Dimming	L11
Lutron Hi-Lume EcoSystem (LDE1) - 1% Dimming	LH1
Lutron 5-Series EcoSystem (LDE5) - 5% Dimming	LU5
DALI - 1% Dimming	D11
Mounting	
24" Cable Suspension	C24
48" Cable Suspension	C48
96" Cable Suspension	C96
<small>(Specify canopy color White (WH), Black (BK) or Titanium Silver (TS). Example: C24WH.)</small>	
<small>(Specify one of the following in place of "C"</small>	
<small>J - for 2' canopies at non-feed locations.</small>	
<small>CS - for sloped ceiling applications.)</small>	
Surface Mount	SM
Factory Options	
Black Cord	BKCD
Emergency Circuit	EC
Emergency Battery Pack	EM
Finish	
Black	BK
Titanium Silver	TS
Matte White Housing	WH
Luminaire Length	
<small>(Lengths are nominal. 2' minimum length.)</small>	
Specify luminaire/row length in 1' increments	X'
<small>(Smaller increments available. Consult factory for details.)</small>	

For more information visit focalpointlights.com/reference or consult factory.