


ID+ 3.5" x 3.5"

LED TITLE 24 (JA8) DOWNLIGHT



FOCAL POINT®



clear diffuse



black flange



titanium silver flange

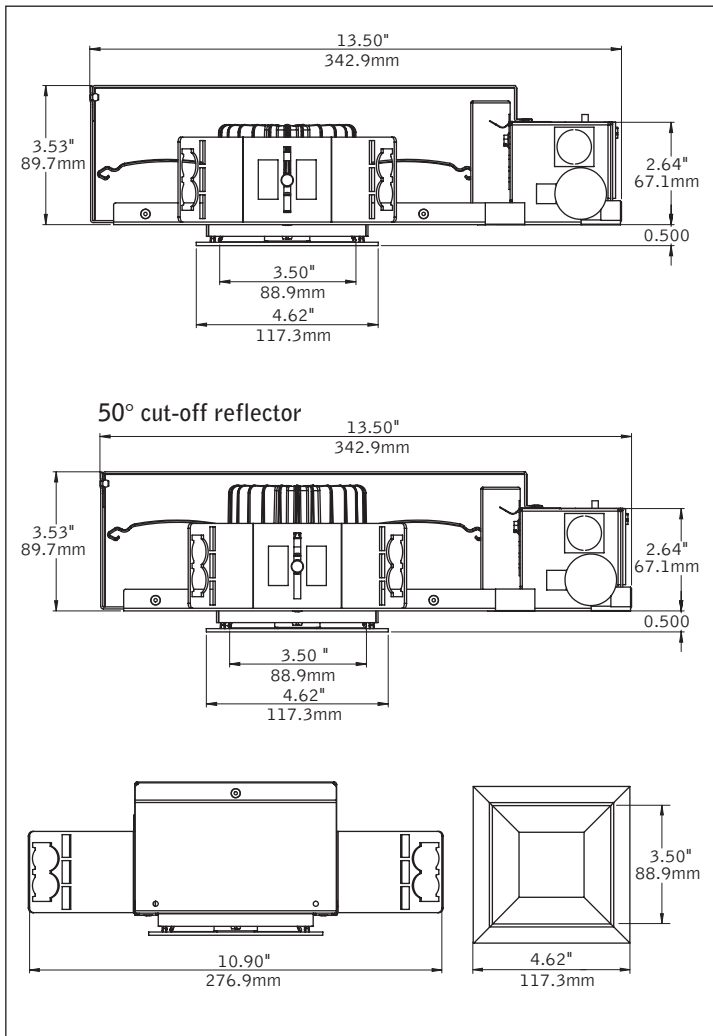


die-cast white



trimless companion

DIMENSIONAL DATA



FEATURES

Low profile housing meets Title 24 (JA8) requirements.

ChromaSure: Color consistency resulting in a 2-step MacAdam ellipse across the entire ID+ product line.

Field adjustability of ceiling thickness from 0.5" - 1.5".

50° cut-off and 60° cut-off reflector options available.

Selection of dimming drivers available.

PERFORMANCE

Short 60° Cut-off,
White Reflector, 4000K
Delivered Lumens: 1000Lm
Total System Watts: 13W

PRODUCT OVERVIEW

Lumen Output: 750-1000Lm

Wattage: 9-13W

LPW: 73-80

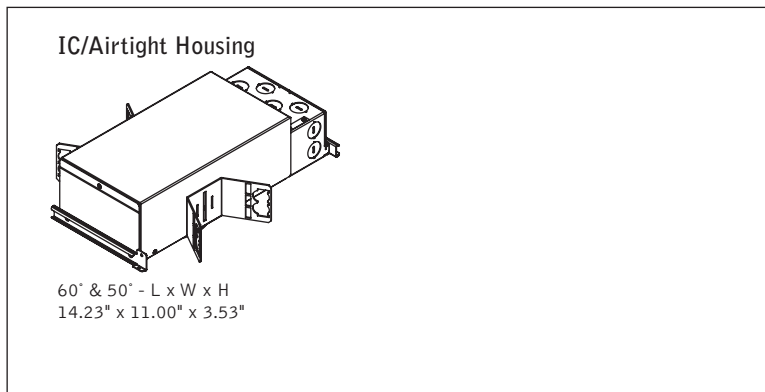
SDCM: 2

Photometric performance is measured in accordance with IESNA LM-79. Visit focalpointlights.com for complete photometric data.

fixture:

project:

HOUSING DETAILS



HOUSING SPECIFICATIONS

Construction

Type IC inherently protected, suitable for direct contact with insulation. Restrictive airflow per ASTM-E283. Butterfly brackets allow mounting to 1/2 emt. Order bar hangers as an accessory. Die-cast aluminum heat sink designed for maximum thermal dissipation. Die-formed housing and integral junction box with (7) 1/2" pry outs. Accommodates ceiling thicknesses up to 0.5" standard, field adjustable up to 1.5" thickness. For thicker ceiling consult factory. Fixture will not exceed 5 lb.

Electrical

Choice of constant current dimming drivers. Power factor > .9 typical.

Labels

UL and cUL Listed. Suitable for Dry, Damp or Wet Locations, indoor use only. Meets high efficacy standards of California Title 24 (JA8).

Lumen Maintenance

Reported: L70 at >55,000 hours Calculated: L70 at 420,000 hours
 L90 at >55,000 hours L90 at 109,000 hours

Derived from EPA TM-21 calculator. Based on typical conditions, consult factory for additional data.

Reliability

At Focal Point, our products are designed to stand the test of time. Each luminaire is engineered using superior components, manufactured with the utmost care and rigorously tested. Contact us for reliability data.

Warranty

LED System rated for operation in ambient environments up to 25°C. 5-year limited warranty.

TRIM & LED SPECIFICATIONS

LED System

Proprietary array incorporates premium LEDs on a robust platform. May be specified in 2700K, 3000K, 3500K or 4000K, CRI>90. Color accuracy within 2 SDCM. Aluminum heat sink provides appropriate thermal management.

Aesthetics

Die-formed aluminum reflector ensures glare free optics. Reflector attaches to die-cast, seamless flange and may be removed for field painting. Full die-cast painted reflectors also available. Torsion springs pull trim tight to the ceiling with no visible fasteners within the trim.

Optics

50-degree or 60-degree cut-off to light source and its image.

PERFORMANCE CHART—SHORT 60° CUT-OFF

Delivered Lumens	System Watts	LPW
750	9	80
900	11	80
1000	13	73

Based on Die-Cast Trimless, 3500K, 90CRI, Wide Flood, White. See page 3 for lumen performance multipliers. Lumen output may vary +/- 5%. Actual wattage may vary +/- 5%.

HOUSING ORDERING

Housing Series	FLC33DT4
ID+ 3.5" Title 24 (JA8) Square Housing	
Trim Type	SO
Square Overlap	
Lumen Output	
750 Lumen	750L
900 Lumen	900L
1000 Lumen	1000L
(Forward Phase (LFP) driver only)	
Voltage	120
120V	
Control System & Dimming Level	
0-10V - 0% Dimming	LZ1
0-10V - 1% Dimming	L11
Forward Phase	LFP
(1000 Lumens only)	
Housing Type	IC
IC Rated / Airtight	
Factory Options	
Bar Hangers	BH
TRIM & LED MODULE	LC33T4
Aperture	
3.5" Square Reflector	LC33T4
Trim Type	
Square Overlap	SO
Square Die-Cast Overlap	SDO
Lumen Output	
(Trim & housing output must match)	
750 Lumen	750L
900 Lumen	900L
1000 Lumen	1000L
Color Temperature	
2700K, 90+ CRI	927K
3000K, 90+ CRI	930K
3500K, 90+ CRI	935K
4000K, 90+ CRI	940K
Optic	
Tall Cone with 50° cut-off	DNT
(Not available with Die-Cast trims.)	
Short Cone with 60° cut-off	DNS
Distribution	WFL
Wide Flood	
Color	
Clear Diffuse	CD
(SO trim only)	
White	WH
(White Flange Finish only with SDO trim)	
Flange Finish	
Black Painted	BK
White Painted	WH
Titanium Silver	TS

LUMEN PERFORMANCE MULTIPLIER CHART - SQUARE DOWNLIGHT

Option	Description	Ordering Code	Multiplier
Trim Type	Square Trimless	ST	0.95
	Square Overlap	SO	0.90
	Square Die-Cast Trimless	SDT	1.01
	Square Die-Cast Overlap	SDO	0.97
Color Temperature	2700K, 90+ CRI	927K	0.93
	3000K, 90+ CRI	930K	1.00
	3500K, 90+ CRI	935K	1.00
	4000K, 90+ CRI	940K	1.08
Optic	Tall Cone with 50° cut-off	DNT	0.92
	Short Cone with 60° cut-off	DNS	1.00
Color	Clear Diffuse	CD	1.00
	White Non-Die-Cast	WH	1.13
	White Die-Cast	WH	1.00