



Equation™ 2x2


FLUORESCENT




suspended or surface mount




natural anodized side rails



white painted side rails

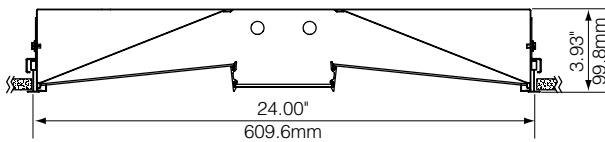


QuickLatch™



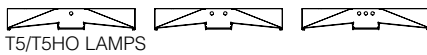
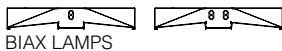
air return

DIMENSIONAL DATA



Overall height for luminaire with Air Return is 4.62"–4.89"

lamping options



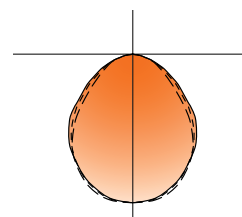
FEATURES

Equation blends sleek aesthetics and uniform diffuse illumination while delivering high fixture efficiencies.

Center diffuser features MicroGlow™ prismatic lens technology. Precision molded conical prisms deliver 92% light transmission while controlling high angle brightness.

QuickLatch™ hinged diffuser system makes relamping easy.

PERFORMANCE



2-Lamp T5
White painted side rails

81% Efficient

977 cd @ 0°

PRODUCT OVERVIEW

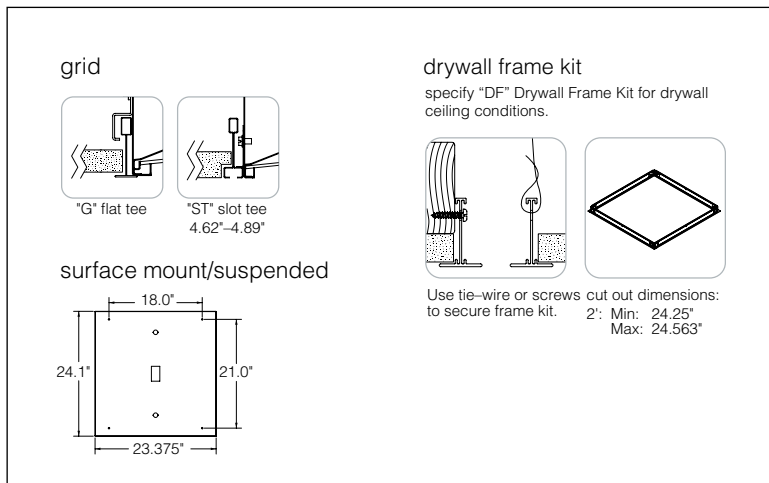
Lumen Output: 2043-4711lm

Wattage: 32-110W

Lamping: Biax, T5, T5HO, T8

Visit focalpointlights.com for complete photometric data.

MOUNTING INFORMATION



SPECIFICATIONS

Construction

One piece 20 Ga. steel reflector and housing. Bottom access 20 Ga. steel ballast compartment. Positional brackets supplied as standard. Weight: 17 lbs.

Optic

20 Ga. steel reflectors finished in Matte Satin White powder coat. .080" thick frosted white acrylic diffusers. .125" thick MicroGlow™ miniature prism acrylic lens and .120" thick linear spread lens retained with side rails available in natural anodized aluminum or Matte Satin White.

Electrical

Electronic ballasts are thermally protected and have a Class "P" rating. Optional dimming ballasts available. Consult factory for dimming specifications and availability.

Labels

UL and cUL listed.

Finish

Polyester powder coat applied over a multi-stage pre-treatment.

ORDERING

Luminaire Series	FEQ
Equation	FEQ
Nominal Size	22
2' x 2'	22
Shielding	
Natural Anodized Side Rails	AL
High Performance White Side Rails	WP
Lamp Quantity	
One Lamp	1
Two Lamps	2
Three Lamp <small>(T5/T5HO or T8 only)</small>	3
Lamp Type	
40 Watt Biax	BX40
T5	T5
T5HO	T5HO
T8	T8
Circuit	
Single Circuit	1C
Dual Circuit	2C
Voltage	
120 Volt	120
277 Volt	277
347 Volt	347
<small>(Consult factory for dimming options)</small>	
UNV Volt	UNV
<small>(Cannot be specified with 1-lamp T5HO dimming or EM option)</small>	
Ballast	
Electronic Program Start <10% THD	S
0-10V	D7
Lutron 1% 3-wire <small>(5% for Biax)</small>	DH
Lutron 1% H-Series <small>(5% Hi-Lume 3D for Biax)</small>	DK
Mounting	
24" Aircraft Cable	C24
48" Aircraft Cable	C48
96" Aircraft Cable	C96
Drywall Frame Kit <small>(Cut out dimensions: Min: 24.25"/Max: 24.563")</small>	F
Grid	G
Slot Tee	ST
Surface Mount	SM
Factory Options	
Air Return <small>(Overall height with Air Return is 4.62"-4.89")</small>	AR
Chicago Plenum	CP
Emergency Battery Pack*	EM
HLR/GLR Fuse	FU
6' New York City Flex Whip	FNY
6' Flex Whip	FW
Include 3000K Lamp	L830
Include 3500K Lamp	L835
Include 4100K Lamp	L841
Ballast Saving Tandem*	BST
Labor Saving Master Satellite*	LS
Separate Circuit Tandem*	SCT
<small>(Sensor options available—consult factory)</small>	
Finish	WH
Matte Satin White	WH