


# CYCLE LAYERS 4844-3

PROJECT PROJÉT
SPEC TYPE
NOTES



## FINISH OPTION FINI COULEUR

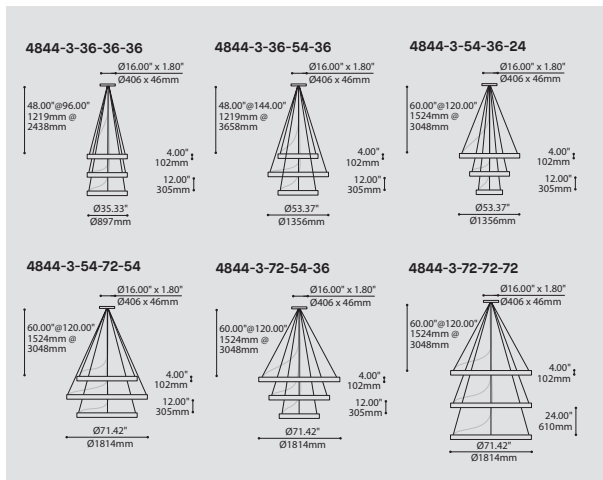


WHM-BLU WHM-RED ANTE-WH ANTE-BLU ANTE-RED

## FAMILY FAMILLE



3800 (WALL SURFACE) 3800 (CEILING SURFACE) 4800 (CEILING SUSPENDED)



## ORDERING SPECIFICATION SPÉCIFICATION DE COMMANDE

MODEL MODÈLE 4844-3

4844-3 CYCLE LAYERS - 3 RINGS

### RINGS DIAMETER DIAMÈTRE D'ANNEAUX

36-36-36	TOP RING 36" - MIDDLE RING 36" - BOTTOM RING 36"
36-54-36	TOP RING 36" - MIDDLE RING 54" - BOTTOM RING 36"
54-36-24	TOP RING 54" - MIDDLE RING 36" - BOTTOM RING 24"
54-72-54	TOP RING 54" - MIDDLE RING 72" - BOTTOM RING 54"
72-54-36	TOP RING 72" - MIDDLE RING 54" - BOTTOM RING 36"
72-72-72	TOP RING 72" - MIDDLE RING 72" - BOTTOM RING 72"

### LIGHT SOURCE SOURCE LUMINEUSE

(LAMP TYPE)  
**LED** LED

### COLOR TEMPERATURE TEMPÉRATURE DE COULEUR

30	3000K
35	3500K
40	4000K

### LIGHT SOURCE OPTION - LED OUTPUT OPTION SOURCE LUMINEUSE - SORTIE DEL

**HO\*** HIGH OUTPUT  
 \*NOT AVAILABLE FOR THESE CONFIGURATION IN PHASE DIMMING: 54-72-54, 74-54-36, 72-72-72

### VOLTAGE VOLTAGE

120V	120 VOLT
277V	277 VOLT

### DIMMING OPTION OPTION DE GRADATION

**DV** 0-10V DIMMING (120-277V)  
**DP\*** PHASE DIMMING (120V ONLY)  
 LED DIMMING DRIVER IS STANDARD IN THIS PRODUCT, PLEASE SPECIFY YOUR DIMMING TYPE.  
 \*NOT AVAILABLE FOR THESE CONFIGURATION IN HIGH OUTPUT: 54-72-54, 74-54-36, 72-72-72

### CABLE CABLE

**AC** AIRCRAFT MOUNTING & CLEAR CABLE, FIELD ADJUSTABLE

### CABLE LENGTH LONGUEUR DE CABLE<sup>(A)</sup>

**FOR RINGS DIAMETER: 36-36-36**  
**60** 60" AIRCRAFT CABLE (STD LENGTH)  
**\*\*** CUSTOM AIRCRAFT CABLE LENGTH FROM 48" TO 96" (PLEASE SPECIFY)

**FOR RINGS DIAMETER: 36-54-36**  
**60** 60" AIRCRAFT CABLE (STD LENGTH)  
**\*\*** CUSTOM AIRCRAFT CABLE LENGTH FROM 48" TO 144" (PLEASE SPECIFY)

**FOR RINGS DIAMETER: 54-36-24 / 54-72-54 / 72-54-36 / 72-72-72**  
**60** 60" AIRCRAFT CABLE (STD LENGTH)  
**\*\*** CUSTOM AIRCRAFT CABLE LENGTH FROM 60" TO 120" (PLEASE SPECIFY)  
 FOR OVERALL LENGTH PLEASE CONTACT YOUR EUREKA REPRESENTATIVE.  
<sup>(A)</sup> ALL DISTANCE BETWEEN RINGS WILL BE 12" IF RING DIAMETER 72"-72"-72" IS SELECTED, DISTANCE WILL BE 24"

### MOUNTING OPTION OPTION DE MONTAGE

**RC** ROUND CANOPY / PAVILLON ROND  
 16.00" CANOPY

### CANOPY FINISH FINI PAVILLON

**WHM** MATTE WHITE

### RING FINISH FINI ANNEAUX<sup>(B)</sup>

**WHM** MATTE WHITE  
**ANTE** ANTHRACITE FINE TEXTURE  
<sup>(B)</sup> ALL RINGS FINISHES WILL BE THE SAME

### OPTIONAL INSIDE FINISH OF EXTERNAL RING FINI INTERNE OPTIONNEL DE L'ANNEAU EXTÉRIEUR<sup>(C)</sup>

IF NO FINISH IS SELECTED THE INSIDE RING FINISH OF THE EXTERNAL RING WILL BE WHITE  
**BLU** BLUE  
**RED** RED  
<sup>(C)</sup> ALL INSIDE FINISH OF RINGS WILL BE THE SAME

## PRODUCT CHARACTERISTICS CARACTÉRISTIQUES DU PRODUIT



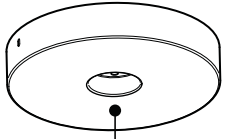
**DESIGN:** The perfectly diffused direct / indirect illumination of the Cycle made available in pre-configured layered chandeliers suspended from a single mounting point.

**STRUCTURE:** Seamlessly finished, rolled concentric aluminum extrusions with highly reflective, white or anthracite polyester powder coating. White canopy with a black recessed center hole.

**CERTIFIED:** c-CSA-us

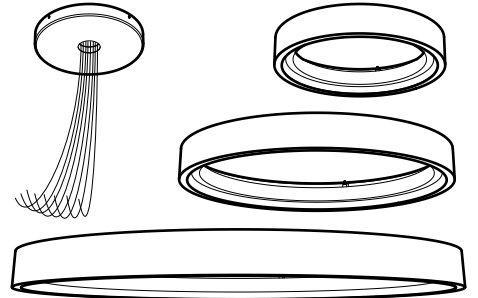


**EASY INSTALLATION**  
Mounts to standard junction box with added mounting points to reinforce installation

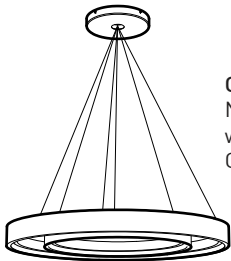


**SIMPLE**  
Chrome plated canopy with plenty of room to house all electrical components for quick assembly

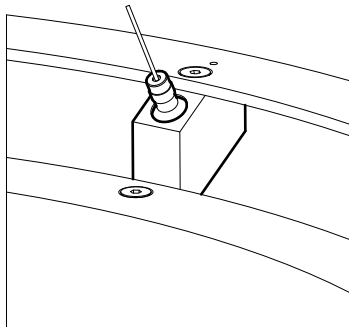
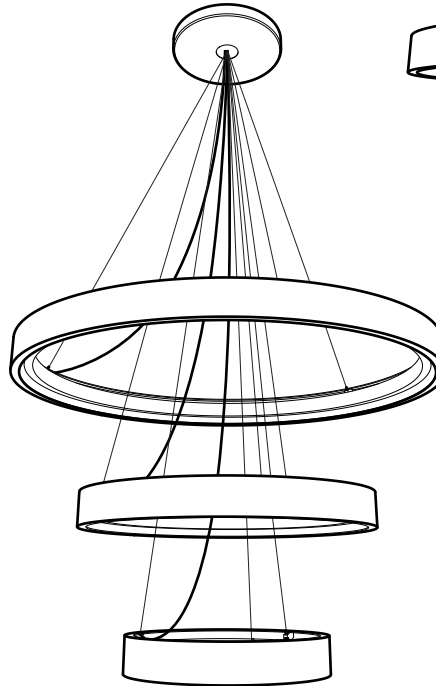
**CENTER PIECE**  
Matte black recessed center hole to hide mounting hardware



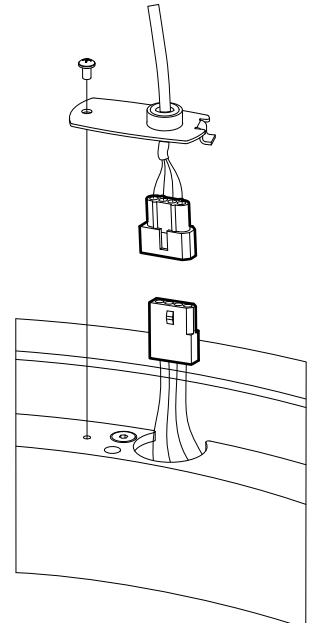
**EASY ON-SITE INSTALLATION**  
Rings can easily be attached to canopy with the help of swivelable grippers and plug & play components



**CONFIGURATIONS**  
Numerous 2 & 3 rings options with different sizes  
Color & HO options available

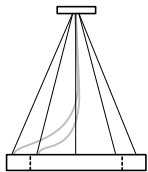


**SWIVELABLE GRIPPERS**  
Integrated in each ring  
Facilitate leveling at luminaire height  
Locking mechanism to prevent accidental cable re-adjustment

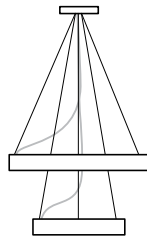


**PLUG & PLAY**  
Simple and fast power feed to each ring  
Perfectly concealed afterward

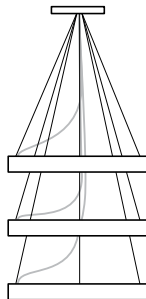
4844-2-36-24-SH  
REG / HO  
4844-2-54-36-SH  
REG / HO



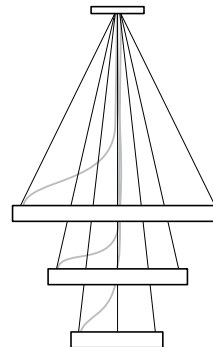
4844-2-36-24  
REG / HO  
4844-2-54-36  
REG / HO



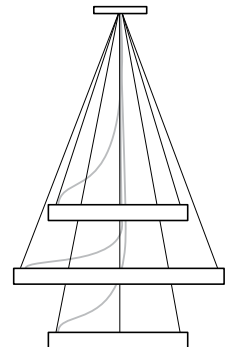
4844-3-36-36-36  
REG / HO  
4844-3-72-72-72  
REG / HO



4844-3-54-36-24  
REG / HO  
4844-3-72-54-36  
REG / HO

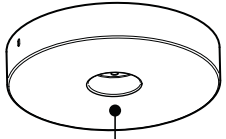


4844-3-36-54-36  
REG / HO  
4844-3-54-72-54  
REG / HO



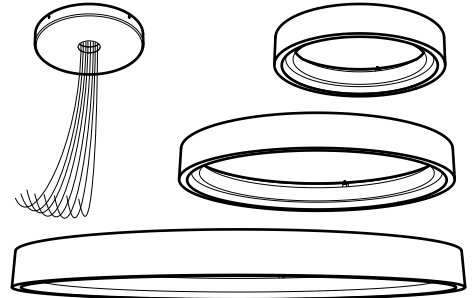


**INSTALLATION FACILE**  
S'installe sur une boîte de jonction standard avec renforcement latéral

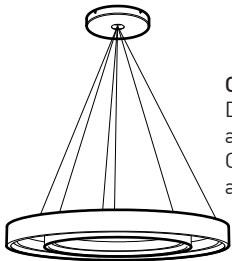


**SIMPLE**  
Pavillon chromé avec espace interne nécessaire pour toutes les composantes électriques pour une installation rapide

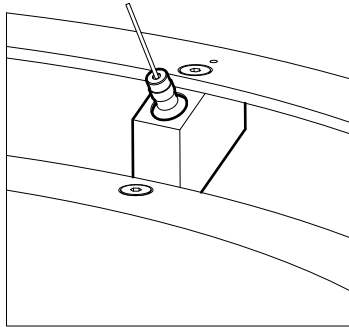
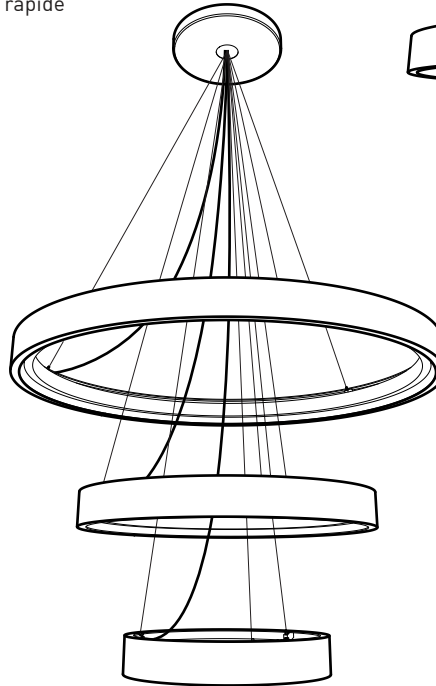
**PIÈCE CENTRALE**  
Trou encastré avec finition noire matte pour dissimuler l'installation des câbles



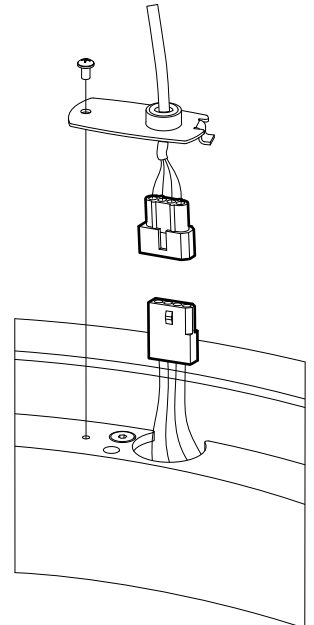
**MONTAGE FACILE**  
Installation par étapes faciles du pavillon et des anneaux séparément



**CONFIGURATIONS**  
De nombreuses options à 2 et 3 anneaux sont possibles  
Couleurs et haute performance aussi disponibles

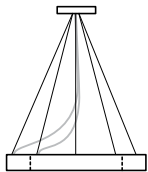


**SUPPORT PIVOTANT**  
Intégré à tous les anneaux  
Facilite le nivellement au niveau du luminaire  
Mécanisme de blocage pour éviter le désajustement des câbles

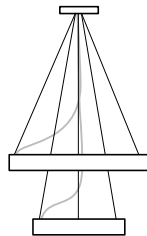


**BRANCHEMENT RAPIDE**  
Simple branchement de chacun des anneaux  
Parfaitement dissimulé par la suite

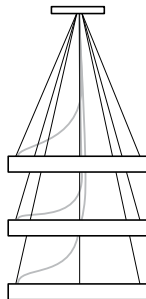
4844-2-36-24-SH  
REG / HO  
4844-2-54-36-SH  
REG / HO



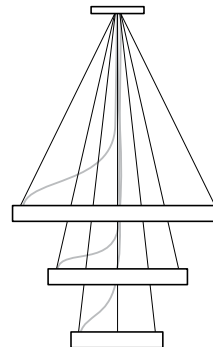
4844-2-36-24  
REG / HO  
4844-2-54-36  
REG / HO



4844-3-36-36-36  
REG / HO  
4844-3-72-72-72  
REG / HO



4844-3-54-36-24  
REG / HO  
4844-3-72-54-36  
REG / HO



4844-3-36-54-36  
REG / HO  
4844-3-54-72-54  
REG / HO

