

ARRAY 4425-JDJ / JDJA

PROJECT PROJET
SPEC TYPE
NOTES



OPTIONS

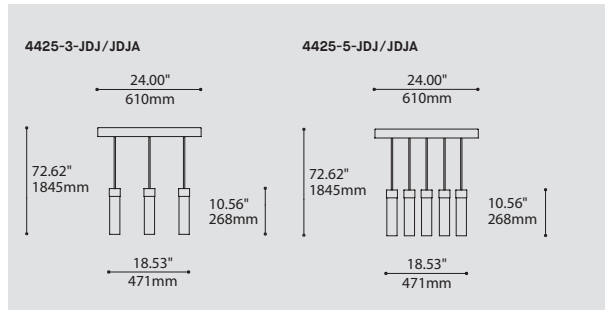


JDJ-WH JDJ-FRO JDJA-WH (ACRYLIC)

FAMILY FAMILLE



3156B-JDJ/JDJA 3156B-JDJ/JDJA 4156B-JDJ/JDJA



ORDERING SPECIFICATION SPÉCIFICATION DE COMMANDE

MODEL MODÈLE

4425-3 ARRAY 3 (3 X SHADES)
4425-5 ARRAY 5 (5 X SHADES)

SHADE OPTION OPTION D'ABAT-JOUR

JDJ SILENE CLASSIC
JDJA SILENE CLASSIC (CLOSED BOTTOM ACRYLIC DIFFUSER)

LIGHT SOURCE SOURCE LUMINEUSE

(WATTAGE, LAMP TYPE, LAMP FORM, BASE TYPE, OTHER INFO)

CF.D.13 13W, CFL, DOUBLE TWIN TUBE, G24Q1 BASE
CF.D.18 18W, CFL, DOUBLE TWIN TUBE, G24Q2 BASE
CF.D.26 26W, CFL, DOUBLE TWIN TUBE, G24Q3 BASE
LED.4 4W, LED

COLOR TEMPERATURE TEMPÉRATURE DE COULEUR

FOR LED ONLY

30 3000K
35 3500K
40 4000K

VOLTAGE VOLTAGE

120V 120 VOLT
277V 277 VOLT
347V* 347 VOLT

*ONLY AVAILABLE WITH CF.D.13, CF.D.18, CF.D.26 (NON-DIMMING BALLAST)

DIMMING OPTION OPTION DE GRADATION

AVAILABLE WITH CF.D.18 AND CF.D.26 ONLY, MAXIMUM 36" CABLE LENGTH

DED LUTRON ECOSYSTEM ELECTRONIC DIMMING BALLAST (ECOSYSTEM DIGITAL LINK WIRING)
DE3 LUTRON ECOSYSTEM ELECTRONIC DIMMING BALLAST (3-WIRE WIRING)

FOR LED ONLY

DV 0-10V DIMMING (120-277V)
DP PHASE DIMMING (120V ONLY)

CABLE CABLE

C CLEAR CABLE, FIELD ADJUSTABLE

C

CABLE LENGTH LONGUEUR DE CABLE

60 60" CABLE (STD LENGTH)
** CUSTOM CABLE LENGTH (PLEASE SPECIFY)
FOR OVERALL LENGTH PLEASE CONTACT YOUR EUREKA REPRESENTATIVE.

STRUCTURE FINISH FINI STRUCTURE

CHR CHROME

CHR

DIFFUSER FINISH FINI DIFFUSEUR

4425-3-JDJ
WH WHITE
FRO FROSTED

4425-3-JDJA
WH WHITE

PRODUCT CHARACTERISTICS CARACTÉRISTIQUES DU PRODUIT



DESIGN:

Array is a rectangular chrome canopy with a narrow recessed opening, from which, 3 or 5 fixtures emerge. Array can be ganged together to create an evenly spaced field of fixtures.

INSTALLATION:

Mounts on standard junction boxes with additional mounting holes in the ceiling. Array's front panel removes for easy access and installation and comes with safety hooks for support during installation.

LIGHT SOURCE:

For use with LED and other light sources and dimming is available.

STRUCTURE:

Die folded, chrome plated steel canopy with matte black central channel to hide mounting hardware.

CERTIFIED:

c-CSA-us

CONCEPTION:

Array est un pavillon rectangulaire chromé comportant une mince ouverture encastrée de laquelle émergent 3 ou 5 luminaires. Ce design peut être multiplié pour créer des îlots de luminaires équidistants.

INSTALLATION:

Installation sur une boîte de jonction standard. Le pavillon inclus des trous de montage supplémentaires. Un panneau frontal amovible et des crochets de sûreté aident à l'installation et à l'entretien.

SOURCE LUMINEUSE:

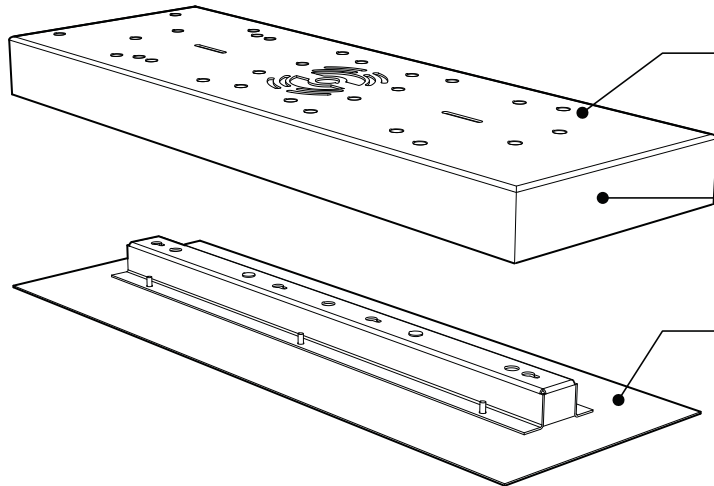
DEL et autres sources lumineuses conventionnelles offertes avec des options de gradation.

STRUCTURE:

Acier plié avec une finition extérieure chromée et section encastrée noire mate pour camoufler les supports.

CERTIFIÉ:

c-CSA-us



CONVENIENT

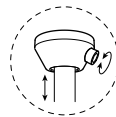
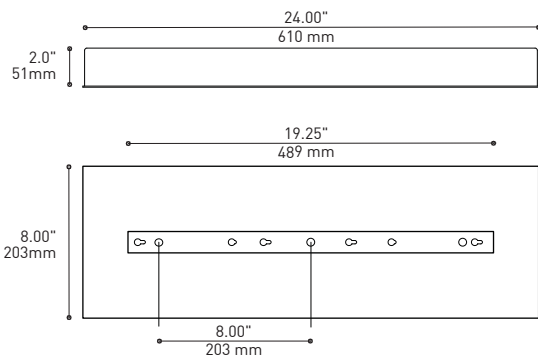
Additional mounting holes to reinforce and accommodate different light sources

CANOPY

Luxurious Die folded plated steel with chrome finish that reflects your environment

EASY ACCESS

Front panel removes for easy access and installation
Comes with safety hooks for support during installation

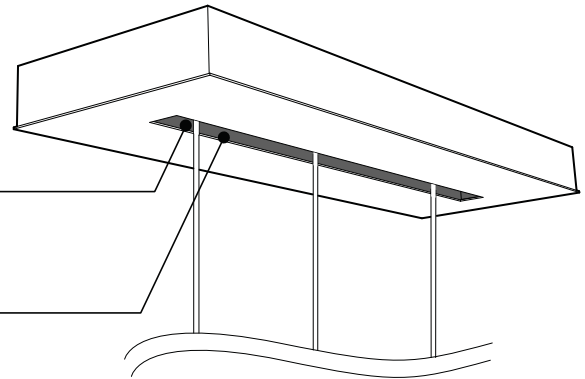


EASY ADJUSTMENT

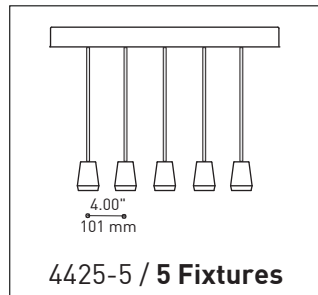
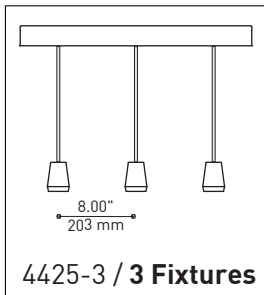
Each cable can be adjusted after luminaire is installed

CENTRAL CHANNEL

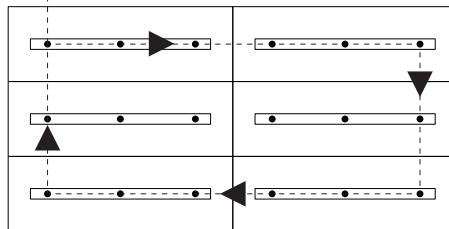
Matte black narrow recess to hide all mounting hardware



CANOPY CONFIGURATIONS



Multiple Canopy Configuration
with equal spacing and single Power Source*
- No limit to number of canopies
*Possible by electrician



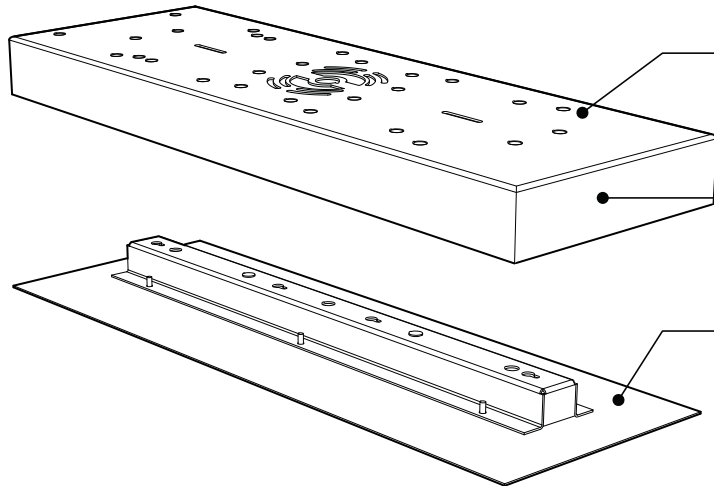
FIXTURE	CODE	Nb. FIXTURE	LIGHT SOURCE				MAX. WATTAGE										
			LED	FLUO	HAL	INC	DEL		FLUO		HAL		INC				
							3	5	3	5	3	5	3	5			
VEGA	XBL	3	X				33W										
ALVER	MCC	3 5	X			X	12W	20W							180W	300W	
ROLO PENDANT	MAD	3	X		X		12W					150W					
ROLO PROJECTOR	MADP	3	X				12W										
SPROKET	CFD	3	X		X		12W					150W					
MEHA	UAC	3 5	X				12W	20W									
FACET	UFC	3 5	X				12W	20W									
SILENE	JDJ/JDJA/JMJ	3 5	X	X			12W	20W	78W	130W							
FASIL	XB/XBA	3	X	X			33W		160W								
SENET	XFY	3	X	X			45W		108W								
SHAKER	QFI	3	X		X	X	12W					150W		180W			



225 de Liège Ouest, Suite #200
Montréal (QC), Canada H2P 1H4
Tel : 514.385.3515 Fax : 514.385.4169
www.eurekalighting.com



4425



PRATIQUE

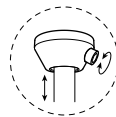
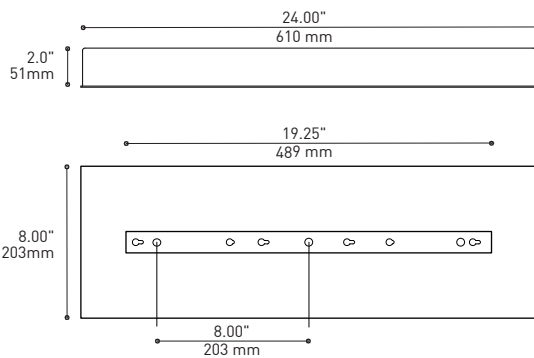
Trous de montages supplémentaires pour soutenir une grande charge et pour subvenir aux différents types d'éclairages

CONCEPTION

Luxeux pavillon rectangulaire en acier chromé réfléchissant votre environnement ambiant

INSTALLATION

Panneau frontale amovible aidant à l'installation et à l'entretien

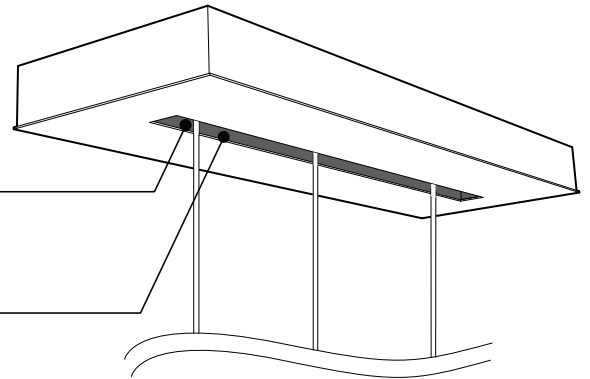


L'AJUSTEMENT FACILE

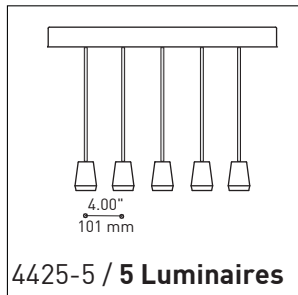
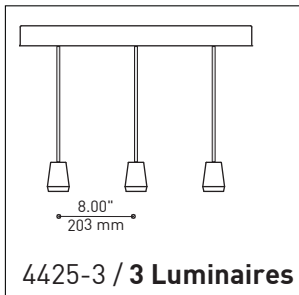
Chaque câble peut être ajusté après l'installation du luminaire

SECTION CENTRALE

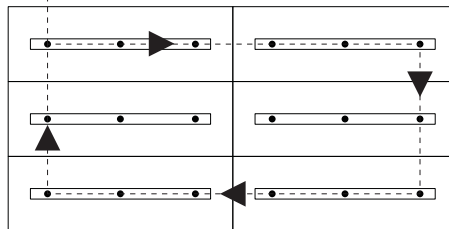
Pièce noire matte servant à camoufler les supports



TYPE DE CONFIGURATIONS



⚡ Configuration de pavillons multiples pour créer des îlots de luminaires équidistants*
- Aucune limite de Pavillons
*Possible par l'électricien



FIXTURE	CODE	Nb. FIXTURE	LIGHT SOURCE				MAX. WATTAGE									
			LED	FLUO	HAL	INC	DEL		FLUO		HAL		INC			
							3	5	3	5	3	5	3	5		
VEGA	XBL	3	X				33W									
ALVER	MCC	3 5	X			X	12W	20W						180W	300W	
ROLO PENDANT	MAD	3	X		X		12W					150W				
ROLO PROJECTOR	MADP	3	X				12W									
SPROKET	CFD	3	X		X		12W					150W				
MEHA	UAC	3 5	X				12W	20W								
FACET	UFC	3 5	X				12W	20W								
SILENE	JDJ/JDJA/JMJ	3 5	X	X			12W	20W	78W	130W						
FASIL	XB/XBA	3	X	X			33W		160W							
SENET	XFY	3	X	X			45W		108W							
SHAKER	QFI	3	X		X	X	12W					150W		180W		