

# GIMBAL 2188

PROJECT PROJET
SPEC TYPE
NOTES



## OVERALL HEIGHT HAUTEUR HORS TOUT

LIGHT SOURCE	INC TRACK 1 CIRCUIT	INC TRACK 2 CIRCUIT	INC
MOUNTING	2734B	2764B	2401E
STEM	45.00"	45.95"	44.00"

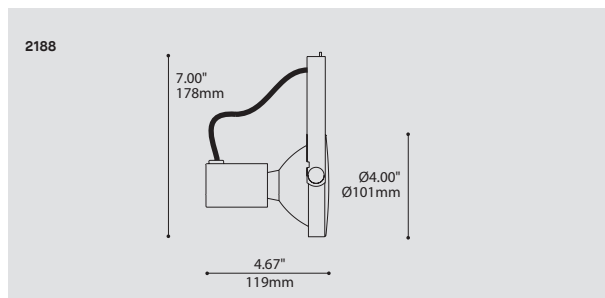

\* FOR 2188, ADD 0.95"

## MOUNTING OPTIONS OPTIONS DE MONTAGE





2734B	2764B	2401E
1.46" x 1.36" 37 x 35mm	3.29" x 1.31" 84 x 33mm	Ø4.50" x 1.00" Ø114 x 25mm

\* OVERALL HEIGHT DOES NOT INCLUDE TRACK THICKNESS

## STEM OR CABLE OPTIONS OPTIONS DE TIGE OU CABLE



## ORDERING SPECIFICATION SPÉCIFICATION DE COMMANDE

MODEL MODÈLE	CODE
2188 GIMBAL 30	2188
<b>LIGHT SOURCE SOURCE LUMINEUSE</b>	
(WATTAGE, LAMP TYPE, LAMP FORM, BASE TYPE, OTHER INFO)	
PAR30.75  75W, INC, PAR30, MEDIUM BASE (120V ONLY)	
<b>VOLTAGE VOLTAGE</b>	
120V 120 VOLT	120V
<b>STEM TIGE</b>	
S6 1/4" (6MM) STEM, FIELD ADJUSTABLE	
- NO STEM	
<b>STEM LENGTH LONGUEUR DE TIGE</b>	
36 36" STEM (STD LENGTH)	
** CUSTOM STEM LENGTH (MIN 2") (PLEASE SPECIFY)	
FOR OVERALL LENGTH PLEASE CONTACT YOUR EUREKA REPRESENTATIVE	
<b>MOUNTING MONTAGE</b>	
RC  ROUND CANOPY / PAVILLON ROND 1" CANOPY (2401E)	
TA1  TRACK ADAPTOR / ADAPTATEUR DE RAIL 1 CIRCUIT INC 120V ADAPTOR (2734B)	
TA2  TRACK ADAPTOR / ADAPTATEUR DE RAIL 2 CIRCUITS INC 120V ADAPTOR (2764B)	
<b>MOUNTING OPTION OPTION DE MONTAGE</b>	
SCA SLOPE CEILING ADAPTOR / ADAPTATEUR DE PLAFOND EN PENTE (ROTATION: 350°, PIVOT: 90°)	
<b>TRACK ADAPTOR FINISH FINI ADAPTATEUR DE RAIL<sup>(A)</sup></b>	
WH WHITE	
BLK BLACK	
MG METALLIC GRAY (1 CIRCUIT ONLY)	
<sup>(A)</sup> FILL IN IF A TRACK ADAPTOR IS SELECTED, OTHERWISE LEAVE EMPTY	
<b>STRUCTURE FINISH FINI STRUCTURE<sup>(B)</sup></b>	
WH WHITE	
BLK BLACK	
MG METALLIC GRAY	
<sup>(B)</sup> INCLUDE CANOPY FINISH IF A CANOPY IS SELECTED	

## PRODUCT CHARACTERISTICS CARACTÉRISTIQUES DU PRODUIT



**DESIGN:** Honest and stripped-down look that reduces the spotlight to its simplest elements.

**LIGHT SOURCE:** PAR20, PAR30 available with one or two circuit track adaptor.

**STRUCTURE:** Die-formed steel with machined steel construction. Available in three polyester powder finishes.

**CERTIFIED:** c-CSA-us, c-UL-us

**CONCEPTION:** Projecteur à sa plus simple expression par ses formes épurées et authentiques.

**SOURCE LUMINEUSE:** PAR20, PAR30 disponibles avec un système de rails à un ou deux circuits.

**STRUCTURE:** Acier embouti et usiné. Disponible en trois teintes de peinture électrostatique à base de polyester.

**CERTIFIÉ:** c-CSA-us, c-UL-us