

12640-2X1

PROJECT PROJET

SPEC TYPE

NOTES



FINISH COMBINATIONS COMBINAISONS DE FINIS



M G - M G - BLK



WH - BLK - BLK

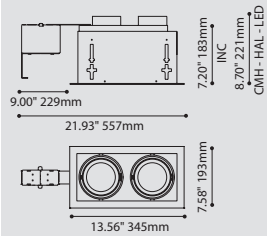


WH - WH - WH



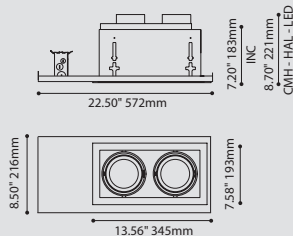
BLK - BLK - BLK

159X REMODELING 159X RÉNOVATION



□ 6.9" x 12.8"
(175mm x 325mm)

169X NEW CONSTRUCTION 169X NOUVELLE CONSTRUCTION



ORDERING SPECIFICATION SPÉCIFICATION DE COMMANDE

CODE

MODEL MODÈLE

12640-2X1 MEGA BASS 2X1

12640-2X1

HOUSINGS BOÎTIERS

159X REMODELING
169X NEW CONSTRUCTION

LIGHT SOURCE SOURCE LUMINEUSE

MR16.50.E		50W, HAL, MR16, GU5.3 BASE
MR16LED.16.E		16W MAX., LED, MR16, GU5.3 BASE
PAR20.50		50W, INC, PAR20, MEDIUM BASE (120V ONLY)
PAR30.75		75W, INC, PAR30, MEDIUM BASE (120V ONLY)
LED.8		8W, LED
LED.11		11W, LED

COLOR TEMPERATURE TEMPÉRATURE DE COULEUR

FOR LED ONLY
30 3000K
35 3500K
40 4000K

ANGLE BEAM ANGLE DE FAISCEAU

FOR LED ONLY
LED.8
17 17°
48 48°

LED.11
20 20°
40 40°

VOLTAGE VOLTAGE

120V 120 VOLT
277V* 277 VOLT
*NOT AVAILABLE IN LED 8W WITHOUT DV DRIVER OPTION

DIMMING OPTION OPTION DE GRADATION

FOR LED ONLY
DV 0-10V DIMMING (120V-277V)
DP PHASE DIMMING (120V ONLY)
LED DIMMING DRIVER IS OPTIONAL FOR 12640-1X1 8W AND STANDARD FOR 12640-1X1 11W, 12640-2X1, 12640-2X2, 12640-3X1 AND 12640-4X1. PLEASE SPECIFY YOUR DIMMING TYPE.

TRIM FINISH FINI CADRE

BLK BLACK
M G METALLIC GRAY
WH WHITE

RING FINISH FINI ANNEAUX

BLK BLACK
M G METALLIC GRAY
WH WHITE

ENCLOSURE FINISH FINI BOÎTIER

BLK BLACK
WH WHITE

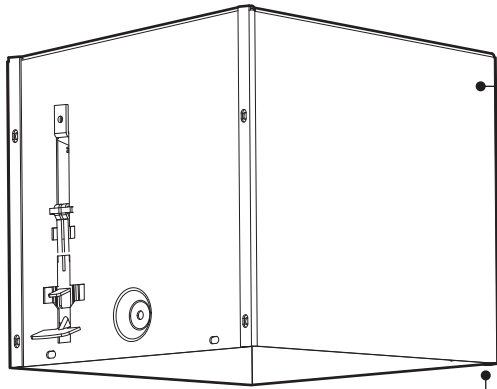
ACCESSORY ACCESSOIRE

19640-2X1 FLUSH™ MOUNTING ACCESSORY (FOR 12640-2X1)

PRODUCT CHARACTERISTICS CARACTÉRISTIQUES DU PRODUIT



The contemporary and functional Mega Bass multiple recessed fixture, features up to four fully directional light sources in both linear and square formats. Due to the larger format, a wide range of light sources are available including both standard and high performance Eureka LED modules with optional phase dimming (DP - 120V only) or 0-10V dimming (DV), as well as, MR16 Lamp types (LED retrofit or halogen) and incandescent. Dimming available for all light sources. To maximize design flexibility, the rings and the finish trim of the Mega Bass are available in black, white or metallic gray, while the enclosure is offered in reflective white or discreet black. Using our patented automatically locating mounting clip, Mega Bass is designed for quick installation in both new construction ceilings (169X) or when remodeling (159X) in an existing ceiling. For a clean look without the hassle of a trim-less installation, the Bass fixture can be installed using our Flush™ mounting accessory (19640).



CONTEMPORARY DESIGN

Recessed multiple fixture. Features up to 4 fully directional light sources in 5 versatile configurations.

LIGHT SOURCES

INC: 50W / 75W
 CMH: 20W / 35W / 39W / 70W
 HAL: 50W
 LED: 8W / 11W
 (Optional dimming available with Led)

18 POSSIBLE FINISH COMBINATIONS:

ENCLOSURE

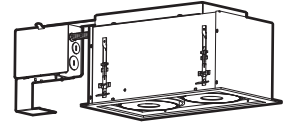
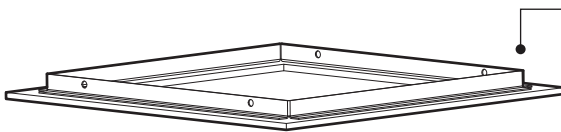

Discreet black / Reflective white

RING

Black / White / Metallic gray
 Indépendants et directionnels


TRIM

Black / White / Metallic gray
 Highly decorative, or can be hidden



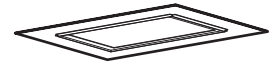
REMODELING OPTION

Unique automatically locating mounting clips for quick installation



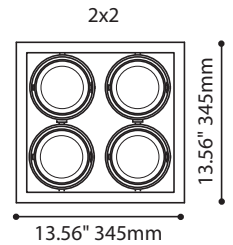
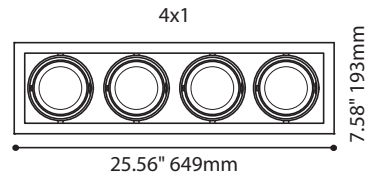
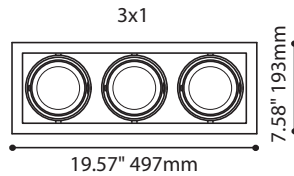
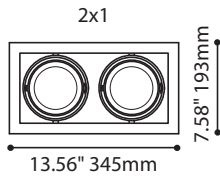
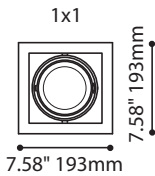
NEW CONSTRUCTION OPTION

Mounting plate available for split shipping in advance



FLUSH™ MOUNTING ACCESSORY

Quick and clever design for a trim-less look



SPECIFICATIONS

	LED 8W	LED 11W
LIGHT SOURCE	4 x Nichia	1 x Nichia Chip On Board (COB) NSBLL066A
OPTIC	TIR - 20° & 38° total beam angle	TIR - 20° & 40° total beam angle
MODULE	UL recognized - made in USA	
LUMENS (DELIVERED)	715 lm (4000K)	1000 lm (4000K)
EFFICIENCY	90 lm/w (4000K)	90 lm/w (4000K)
CCT	ANSI 4000K 3-Step MacAdam Ellipse Binning	
CRI	84 CRI (typical)	83 CRI (typical)
DRIVER (NON-DIMMING)	700mA Constant Current	350 mA Constant Current
DRIVER (DIMMING)	0-10V Dimming (DV) / Phase Dimming (DP)	
VOLTAGE	120V or 277V	
L70 / LM-79	50 000 hrs / On request	50 000 hrs / On request
CERTIFICATION / WARRANTY	c-UL-us / 5 year	

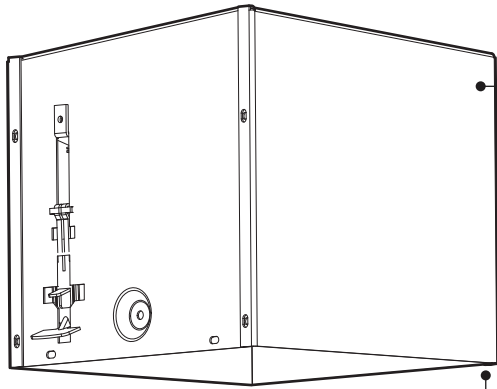
*Please consult factory for dimming & controller options.



225 de Liège Ouest, Suite #200
 Montréal (QC), Canada H2P 1H4
 Tel : 514.385.3515 Fax : 514.385.4169
www.eurekalighting.com



12640-XXX
MEGA BASS



DESIGN CONTEMPORAIN

L'encastré multiple Bass comprend quatre lampes orientables en configuration linéaire ou carrée.

SOURCE LUMINEUSE

INC: 50W / 75W
 CMH: 20W / 35W / 39W / 70W
 HAL: 50W
 LED: 8W / 11W
 (DEL offertes avec options de gradation)

18 COMBINAISONS DE FINITION POSSIBLES:

BOITIERS

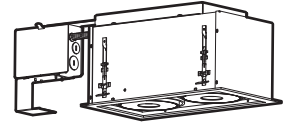
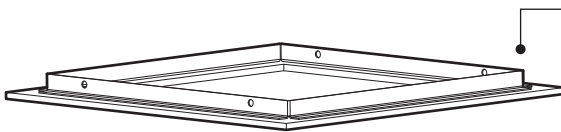

Noir discret / Blanc réfléchit

ANNEAUX

Noir / Blanc / Gris métallique
 Indépendants et directionnels

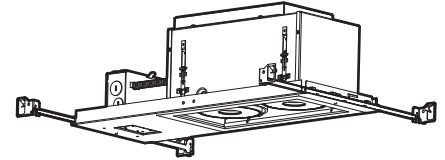
CADRES

Noir / Blanc / Gris métallique
 Décoratifs ou cachés



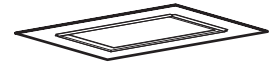
RÉNOVATION

Système breveté exclusif de fixation pour installation rapide



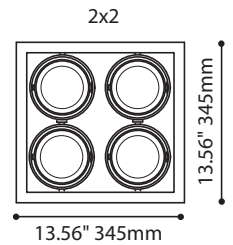
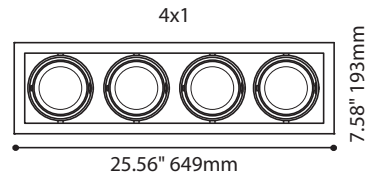
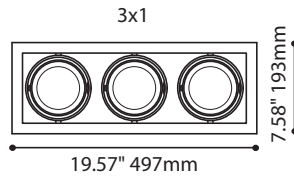
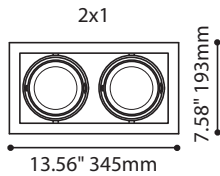
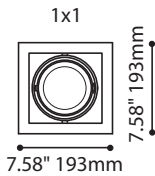
NOUVELLE CONSTRUCTION

La plaque de montage peut être expédié séparément du boîtier, afin d'anticiper l'installation du gypse



L'ACCESSOIRE DE MONTAGE FLUSH™

Conception rapide et intelligent pour un look sans bordure



CARACTÉRISTIQUES

SOURCE LUMINEUSE

LED 8W

LED 11W

OPTIQUE

4 x Nichia

1 x Nichia Chip On Board (COB) NSBLL066A

MODULE

TIR - 20° & 38° angle de faisceau

TIR - 20° & 40° angle de faisceau

LUMENS (LIVRÉ)

UL reconnu- Fabriqué aux États-Unis

715 lm (4000K)

1000 lm (4000K)

EFFICACITÉ

90 lm/w (4000K)

90 lm/w (4000K)

CCT

ANSI 4000K 3-Step MacAdam Ellipse Binning

IRC

84 CRI (typique)

83 CRI (typique)

PILOTE (SANS GRADATION)

700mA Courant Constant

350 mA Courant Constant

PILOTE (GRADATEUR)

0-10V Gradation (DV) / Gradation Phase (DP)

VOLTAGE

120V or 277V

L70 / LM-79

50 000 hrs / Sur demande

50 000 hrs / Sur demande

CERTIFICATION / GARANTIE

c-UL-us / 5 ans

*Veuillez communiquer avec votre représentant pour la liste de gradateurs compatibles.