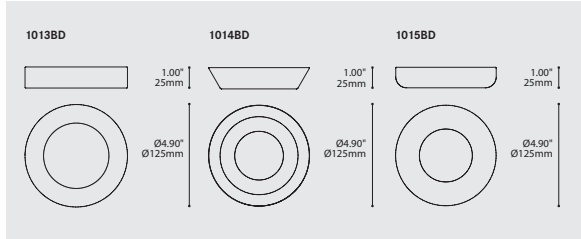


ICE 1013BD / 1014BD / 1015BD

PROJECT PROJÉT

SPEC TYPE

NOTES



ORDERING SPECIFICATION SPÉCIFICATION DE COMMANDE

CODE

A complete unit consists of a trim (A) and a housing (C). The unit will also require a LED Module (B) if LED is the selected light source. This trim is compatible with HAL, CFL, CMH and LED lamp types. Select the appropriate housing below

(A) TRIM ORDERING COMMANDE ENCASTRÉ

MODEL	MODÈLE
1013BD	ICE 1
1014BD	ICE 2
1015BD	ICE 3

DIFFUSER FINISH FINI DIFFUSEUR

CFR	CLEAR - FROST	CFR
-----	---------------	-----

(B) LED ORDERING COMMANDE DEL

MODULE	MODULE
(WATTAGE, COLOR TEMPERATURE, BEAM ANGLE)	
LED.4.30.17.TL	LED 4W 3000K (WARM) 17° (TWIST & LOCK MODULE)
LED.4.30.48.TL	LED 4W 3000K (WARM) 48° (TWIST & LOCK MODULE)
LED.4.40.17.TL	LED 4W 4000K (NEUTRAL) 17° (TWIST & LOCK MODULE)
LED.4.40.48.TL	LED 4W 4000K (NEUTRAL) 48° (TWIST & LOCK MODULE)

(C) HOUSING ORDERING COMMANDE BOÎTIER

HOUSINGS	BOÎTIERS
----------	----------

Select housing code in matrix below based on light source, voltage options and housing type

PRODUCT CHARACTERISTICS CARACTÉRISTIQUES DU PRODUIT

- Design:** This family of architectural fixed glass trims are closed and are provided with a gasket for indoor wet locations
- Light Source:** LED, CMH, CFL or MR16 halogen. Dimming available
- Installation:** Functions with remodeling, new construction or air-tight insulated ceiling housings (sold separately)
- Structure:** Pressed glass either fully etched or with a glossy outer surface; twist & lock mounting
- Optic:** LED with 17° or 48° Beam Angle Multi-lens and with frosted crystal glass diffuser
- Certified:** c-UL-us Damp rated (Interior only - mild spray - no sauna)

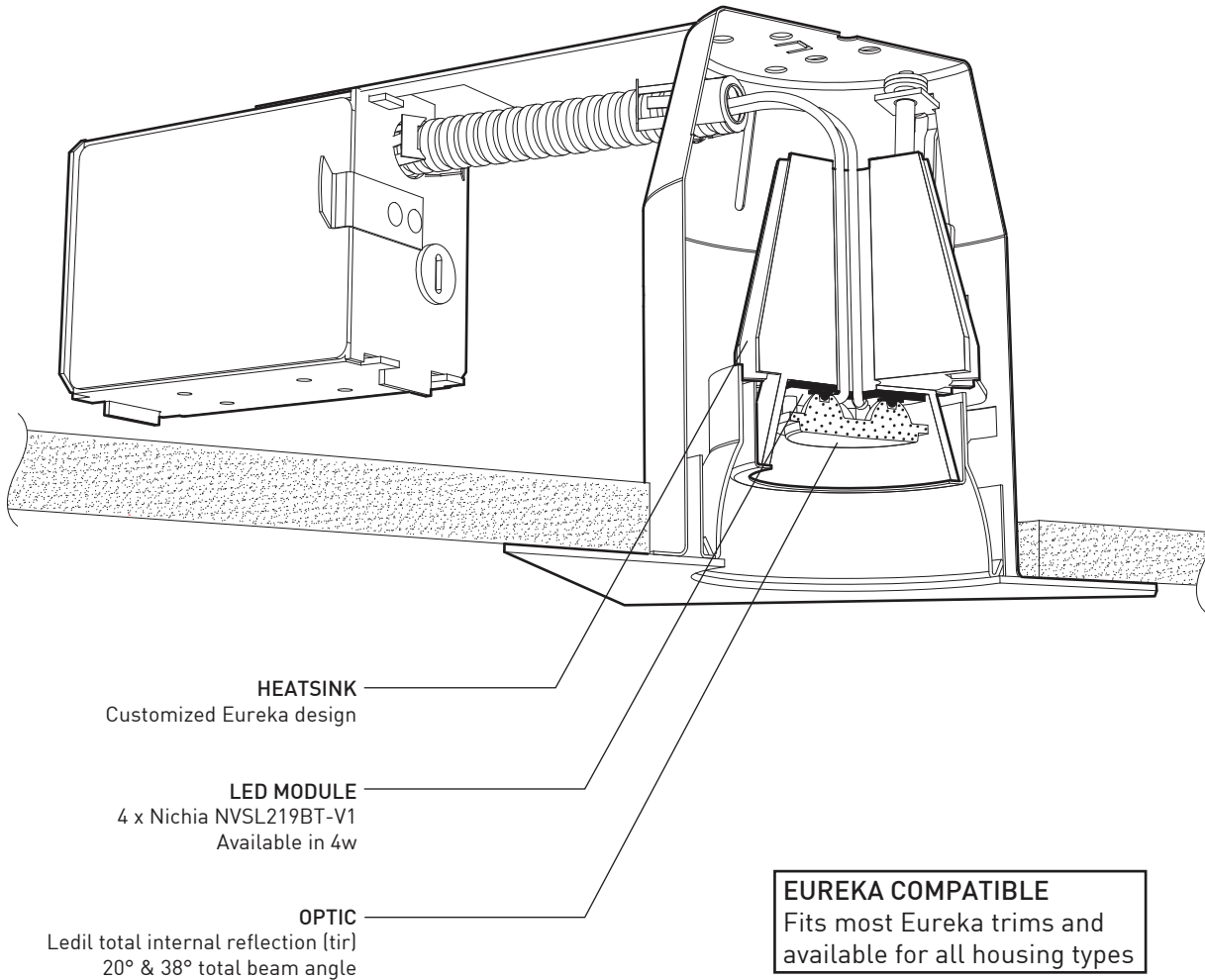


HOUSING SELECTION MATRIX MATRICE DE SÉLECTION DU BOÎTIER

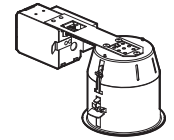
LIGHT SOURCE SOURCE LUMINEUSE	VOLTAGE VOLTAGE	DIMMING OPTION OPTION DE GRADATION	REMODELING RÉNOVATION	NEW INSTALLATION NOUVELLE INSTALLATION	NEW INSTALLATION (AIR RETURN PLENUM) NOUVELLE INSTALLATION (ESPACE A RETOUR D'AIR)	NEW INSTALLATION (INSULATED CEILING + AIR TIGHT) NOUVELLE INSTALLATION (HERMÉTIQUE + PLAFOND ISOLÉ)
(WATTAGE, LAMP TYPE, LAMP FORM, BASE TYPE, OTHER INFO)						
13W, CFL, DOUBLE TWIN TUBE, GX23-2 BASE	120V		1522C-C11.35TL-WH	1602C-C11.35TL	1712C3-C11.35TL	1812C-C11.35TL
13W, CFL, DOUBLE TWIN TUBE, G24Q1 BASE	120-277V ELECT.			1602C-B21.35TL.E.8	1712C3-B21.35TL.E.8	1812C-B21.35TL.E.8
13W, CFL, DOUBLE TWIN TUBE, G24Q1 BASE	347V ELECT.			1602C-B21.35TL.E.4	1712C3-B21.35TL.E.4	1812C-B21.35TL.E.4
13W, CFL, DOUBLE TWIN TUBE, G24Q1 BASE	120-277V ELECT.	ADVANCE MARK 7		1602C-B21.35TL.EDM7.8	1712C3-B21.35TL.EDM7.8	1812C-B21.35TL.EDM7.8
35W, HAL, MR16, GU5.3 BASE	120V ELECT.					1810C-0.35TL.E
35W, HAL, MR16, GU5.3 BASE	277V ELECT.					1810C-0.35TL.E.3
50W, HAL, MR16, GU5.3 BASE	120V MAG.		1520C-0.35TL-WH	1600C-0.35TL	1710C3-0.35TL	
50W, HAL, MR16, GU5.3 BASE	277V MAG.		1520C-0.35TL.3-WH	1600C-0.35TL.3	1710C3-0.35TL.3	
50W, HAL, MR16, GU5.3 BASE	120V ELECT.		1500C-0.35TL.E-WH	1600C-0.35TL.E	1710C3-0.35TL.E	
50W, HAL, MR16, GU5.3 BASE	277V ELECT.		1500C-0.35TL.E.3-WH	1600C-0.35TL.E.3	1710C3-0.35TL.E.3	
20W, CMH, MR16, GX10 BASE (ANSI M156)	120V ELECT.		1523C-4.35TL.E-WH	1603C-4.35TL.E	1713C3-4.35TL.E	1813C-4.35TL.E
20W, CMH, MR16, GX10 BASE (ANSI M156)	277V ELECT.		1523C-4.35TL.E.3-WH	1603C-4.35TL.E.3	1713C3-4.35TL.E.3	1813C-4.35TL.E.3
4W, LED	120V ELECT.		1504C-9.35TL.CC.350	1604C-9.35TL.CC.350	1714C3-9.35TL.CC.350	1814C-9.35TL.CC.350
4W, LED	277V ELECT.		1504C-9.35TL.CC.350.3	1604C-9.35TL.CC.350.3	1714C3-9.35TL.CC.350.3	1814C-9.35TL.CC.350.3
4W, LED	120-277V ELECT.	LIGHTTECH TRAILING EDGE	1524C-9.35TL.CC.DLT.350.8	1604C-9.35TL.CC.DLT.350.8	1714C3-9.35TL.CC.DLT.350.8	1814C-9.35TL.CC.DLT.350.8



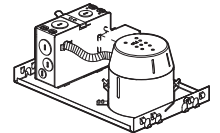
SPECIFICATION



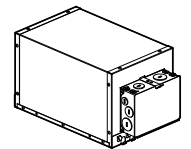
EUREKA COMPATIBLE
Fits most Eureka trims and available for all housing types



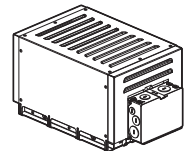
REMODELING



NEW CONSTRUCTION



NEW CONSTRUCTION
(AIR RETURN PLENUMS & AIRTIGHT-NON IC)



NEW CONSTRUCTION
(AIRTIGHT-IC)

SPECIFICATIONS

4w

LED EMITTER	4 x Nichia NVSL219BT-V1 (5w total system wattage)
OPTIC	LEDIL TIR - 20° & 38° total beam angle
MODULE	UL recognized - made in USA
LUMENS (DELIVERED)	400 lm (3000K & 4000K)
EFFICIENCY	100 lm/w (3000K & 4000K)
CCT	ANSI 3000K / 4000K 3-Step MacAdam Ellipse Binning
CRI	84 CRI (3000K & 4000K)
DRIVER (NON-DIMMING)	350 mA Constant Current
DRIVER (DIMMING)	0-10V Dimming / Phase Dimming
VOLTAGE	120V or 277V
L70 / LM-79	More than 60 000 hrs / Available
CERTIFICATION / WARRANTY	c-UL-us / 5 year

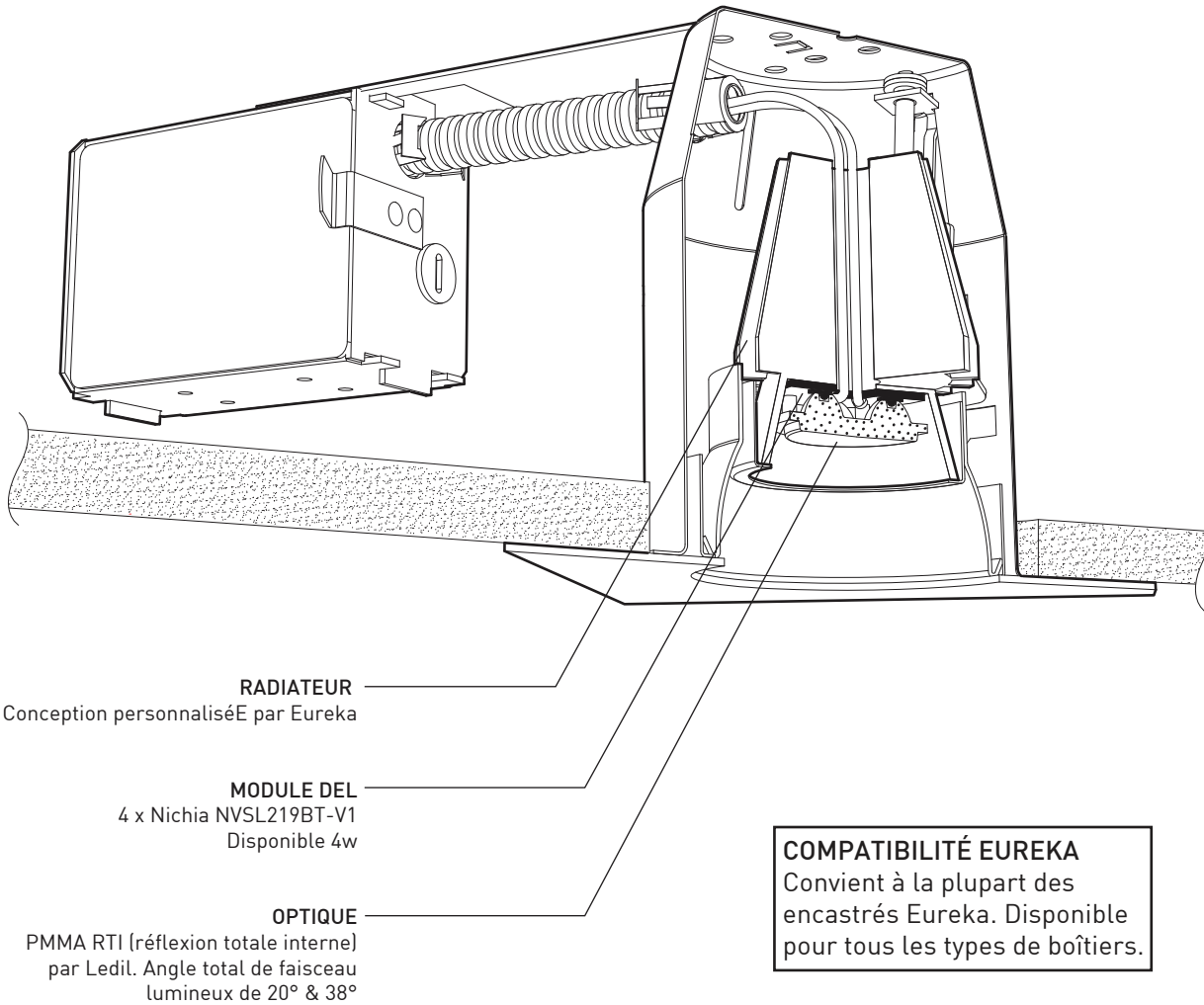
*Please consult factory for dimming & controller options.



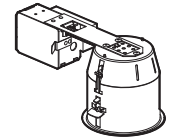
225 de Liège Ouest, Suite #200
Montréal (QC), Canada H2P 1H4
Tel : 514.385.3515 Fax : 514.385.4169
www.eurekalighting.com



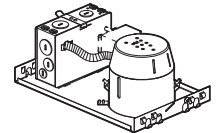
LED.4.XX.XX
LED.4.XX.XX.TL



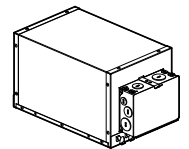
COMPATIBILITÉ EUREKA
Convient à la plupart des
encastrés Eureka. Disponible
pour tous les types de boîtiers.



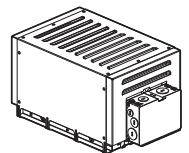
RÉNOVATION



NOUVELLE CONSTRUCTION



NOUVELLE CONSTRUCTION
(CHAMBRE À AIR &
ÉTANCHÉITÉ - PLAFOND NON-ISOLÉ)



NOUVELLE CONSTRUCTION
(ÉTANCHÉITÉ - PLAFOND ISOLÉ)

SPÉCIFICATIONS

4w

ÉMETTEUR DEL	4 x Nichia NVSL219BT-V1 (5w totale système puissance)
OPTIQUE	LEDIL TIR - angle total de faisceau de 20° ou 38°
MODULE	Reconnu par UL - Fabriqué aux États-Unis
LUMENS (LIVRÉ)	400 lm (3000K & 4000K)
EFFICACITÉ	100 lm/w (3000K & 4000K)
CCT	ANSI 3000K / 4000K 3-Step MacAdam Ellipse Binning
IRC	84 IRC (3000K & 4000K)
PILOTE (SANS GRADATION)	350 mA Courant Constant
PILOTE (GRADATION)	Gradation 0-10V / Gradation phase
VOLTAGE	120V ou 277V
L70 / LM-79	Plus que 60 000 hrs / Disponible
CERTIFICATION / GARANTIE	c-UL-us / 5 ans

*Pour d'autres options de gradation, veuillez consulter l'usine.



225 de Liège Ouest, Suite #200
Montréal (QC), Canada H2P 1H4
Tel : 514.385.3515 Fax : 514.385.4169
www.eurekalighting.com



LED.4.XX.XX
LED.4.XX.XX.TL