

## ● PROJECT INFORMATION

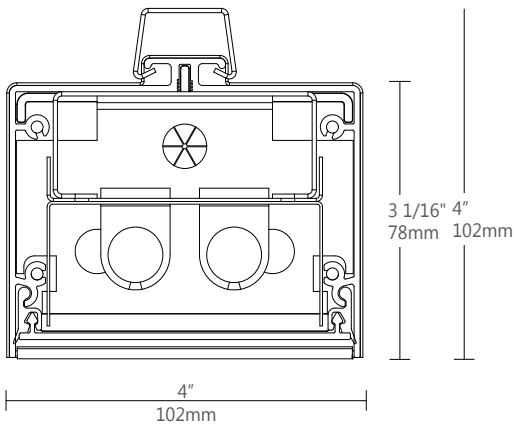
Project:

Type:

Notes:

## ● DIMENSIONS

### SECTION VIEWS



## ● ORDERING CODE

1	2	3	4	5	6	7	8	9	10	11	12	13	14
---	---	---	---	---	---	---	---	---	----	----	----	----	----

## ● PRODUCT SPECIFICATIONS

1 PRODUCT ID	2 OPTICS	3 LENGTH/FT	4 LAMP	5 LAMP CONFIGURATION	6 FINISH
<b>WBS</b> surface	<b>S</b> satin lens <b>F</b> frosted lens <b>C</b> clear lens	<b>2</b> 2' <b>3</b> 3' <b>4</b> 4' <b>5</b> 5' <b>6</b> 6' <b>8</b> 8'	<b>T5</b> T5 <b>T5HO</b> T5HO <b>T8</b> T8	<b>1</b> 1 lamp <b>2</b> 2 lamps	<b>AP</b> aluminum paint <b>W</b> white <b>BLK</b> black <b>C</b> custom

7 VOLTAGE	8 BALLAST	9 CIRCUITS	10 MOUNTING/SUSPENSION	11 BATTERY (OPTIONAL)
<b>120</b> 120V <b>277</b> 277V <b>347</b> 347V <sup>(1)</sup> <b>UNV</b> universal	<b>D</b> dimming <b>E</b> instant start <sup>(2)</sup> <b>ERS</b> program start <b>BI</b> bi-level dimming	<b>1</b> 1 regular <b>2</b> 2 regular <b>2A/B</b> 2 alternating <b>+E(#)</b> emergency section <b>+NL(#)</b> night light section <b>+GTD(#)</b> generator transfer device	<b>SC</b> surface solid ceiling	<b>B#</b> battery pack 4' sections

(1) Consult factory

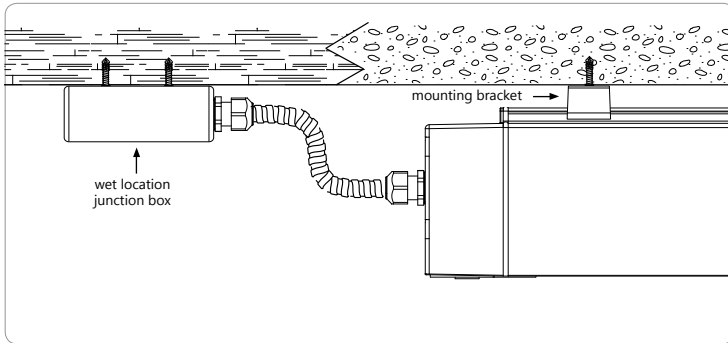
(2) Available with T8 lamp only

Requires 120V or 277V

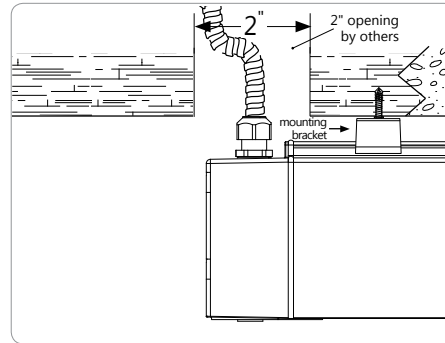
12 OTHER (OPTIONAL)	13 IC CONTROLS (OPTIONAL)	14 CUSTOM (OPTIONAL)
<b>F</b> fuse <b>EF</b> end feed <b>TF</b> top feed	<b>OS#</b> occupancy sensor	<b>C</b> custom
See integrated controls guide for further details		Please specify

● **MOUNTING OPTIONS**

**SC SURFACE SOLID CEILING**



Power end feed



Power top feed

● **OTHER MOUNTING OPTIONS**

WET BEAM is available with recessed, pendant, and wall mounted options.

● **CONSTRUCTION**

<b>Housing</b>	Extruded Aluminum (0.062" nominal) Up to 70% Recycled Content
<b>End Cap</b>	Die Cast Zinc (0.070" nominal)
<b>Interior Brackets</b>	Die Formed Sheet Steel (16 ga)
<b>Gaskets</b>	Moulded Elastomer (0.100" nominal)
<b>Lens Gaskets</b>	Extruded Elastomer (0.045" nominal)
<b>Clear Lens</b>	Extruded Acrylic (0.075" nominal) Clear: 90% transmissive
<b>Frosted Lens</b>	Extruded Acrylic (0.070" nominal) Frosted: 85% transmissive
<b>Satin Lens</b>	Extruded Acrylic (0.070" nominal) Frosted: 68% transmissive
<b>Lamp Options</b>	T5, T5HO, T8

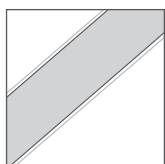
● **WEIGHT**

<b>4 ft</b>	12.8 lbs / 5.8 kg
<b>8 ft</b>	24.5 lbs / 11.1 kg

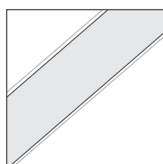
● **GASKETTED FIXTURE**

With its gasketed end cap and lens the Wet Beam is made for wet locations, it is ideal for exterior soffits and canopies of malls, hospitals and other institutions.

● **OPTICS**



S satin lens

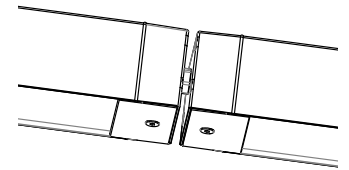


F frosted lens

**SATIN & FROSTED LENS**  
 (acrylic snap-in lens)  
 satin: 68% trans.  
 frosted: 85% trans.

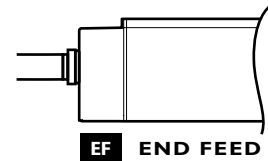
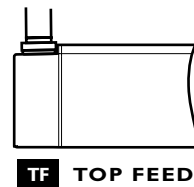
● **JOINER SYSTEM**

Wet Beam modular system consist of smaller modules joined and gasketed together allowing for system runs in lengths of 4' and 8' as well as custom lengths up to 8'.



\* For continuous rows allow 2" for connectors between each fixture.

● **POWER FEED**



● **FINISH**

Aluminium paint, Powder Coated and custom finishes are also available.

● **ELECTRICAL**

**Ballast** Electronic IS, Electronic Rapid Start, Dimming (0-10V, Line, EcoSystem, DALI), BI-level dimming  
 With preinstalled ballast disconnect as per NEC & CEC

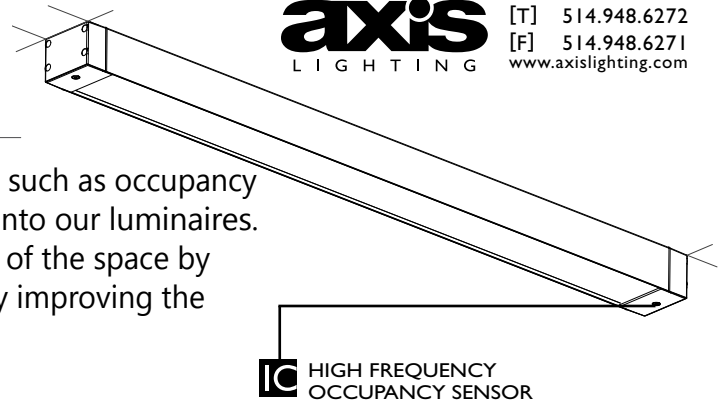
**Emergency** Emergency battery pack or emergency circuit

**Voltage** 120V, 277V, 347V, UNV

● **APPROVALS**

Certified wet locations to UL and CUL standards 

**i** Row configuration, specification sheets and mounting spacing guides are available for download at: [www.axislighting.com](http://www.axislighting.com)



**HC** HIGH FREQUENCY OCCUPANCY SENSOR

● **INTEGRATED CONTROL OPTIONS**

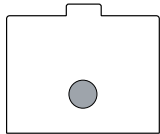
WET BEAM luminaires allow the use of integrated controls such as occupancy sensors (OS). These sensors can be seamlessly integrated into our luminaires. The control system could be used to optimize the lighting of the space by reducing energy consumption through occupancy, thereby improving the overall interior environment and allowing for LEED credits.

- Consult factory for other options.

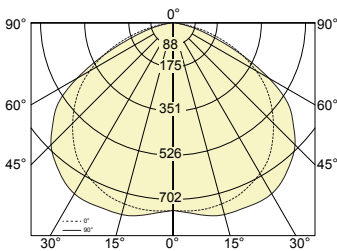
SENSORS	BRAND	Model	TYPE	CODE	COMPATIBLE DIMMING BALLAST
Occupancy Sensor (OS)	Wattstopper	FM-105	High Frequency Occupancy	WH	Programmed Rapid Start

● **PHOTOMETRIC DATA**

**I T5**



**PHOTOMETRIC CURVE**



**Test Lamp: 1xF28T5**  
 IES FILE: WB-C-4-T5-1

**Efficiency: 86.7%**

**CANDELA DISTRIBUTION**

Vertical Angle	Horizontal Angles			Zonal Lumens
	0	45	90	
0	745	745	745	
5	750	758	758	41
15	745	766	789	181
25	715	756	789	318
35	660	729	761	430
45	564	652	685	488
55	451	529	557	475
65	304	347	303	366
75	140	128	101	177
85	18	16	13	39
90	2.15	3	3	

**COEFFICIENTS OF UTILIZATION (%)**

Ceiling	80			70			50				
	70	50	30	10	70	50	30	10	50	30	10
Wall	70	50	30	10	70	50	30	10	50	30	10
0	103	103	103	103	101	101	101	101	97	97	97
1	95	91	87	84	93	89	86	83	85	83	80
2	86	79	73	69	84	78	72	68	75	70	66
3	79	69	62	57	76	68	62	56	65	60	55
4	72	61	54	48	70	60	53	47	58	52	47
5	66	54	47	41	64	54	46	41	52	45	40
6	61	49	41	35	59	48	41	35	46	40	35
7	56	44	36	31	54	43	36	31	42	35	31
8	52	40	33	27	51	39	32	27	38	32	27
9	48	37	29	25	47	36	29	24	35	29	24
10	45	34	27	22	44	33	27	22	32	26	22

Based on floor reflectance of 20

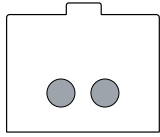
**LUMINANCE DATA (CD/M<sup>2</sup>)**

Vertical Angle	Horizontal Angles		
	0	45	90
45	5462	4104	3843
55	5247	3517	3220
65	4608	2524	1864
75	3172	1066	687
85	843	160	103

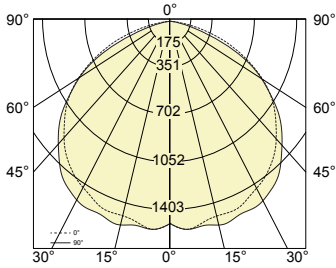
**i** All IES files for other lamping are available for download at: [www.axislighting.com](http://www.axislighting.com)

● **PHOTOMETRIC DATA**

**2 T5**



**PHOTOMETRIC CURVE**



**Test Lamp: 2xT5**  
 IES FILE: WB-C-4-T5-2

**Efficiency: 81.7%**

**CANDELA DISTRIBUTION**

Vertical Angle	Horizontal Angles			Zonal Lumens
	0	45	90	
0	1518	1518	1518	
5	1525	1535	1555	83
15	1495	1517	1544	363
25	1389	1459	1490	631
35	1237	1311	1307	832
45	1028	1080	1064	913
55	763	773	752	859
65	444	416	343	657
75	143	98	77	330
85	36	26	22	71
90	4	5	6	

**COEFFICIENTS OF UTILIZATION (%)**

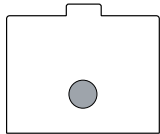
Ceiling	80			70			50				
	70	50	30	10	70	50	30	10	50	30	10
Wall	70	50	30	10	70	50	30	10	50	30	10
0	97	97	97	97	95	95	95	95	91	91	91
1	89	86	82	80	87	84	81	78	80	78	76
2	81	75	70	65	79	73	68	64	71	66	63
3	74	66	59	54	72	65	58	54	62	57	53
4	68	58	51	46	66	57	50	45	55	49	45
5	62	52	45	39	61	51	44	39	49	43	39
6	58	47	39	34	56	46	39	34	44	38	34
7	53	42	35	30	52	42	35	30	40	34	30
8	49	38	31	27	48	38	31	27	37	31	26
9	46	35	28	24	45	35	28	24	34	28	24
10	43	32	26	22	42	32	26	22	31	25	21

Based on floor reflectance of 20

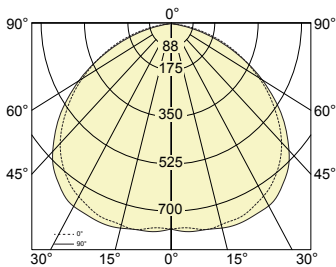
**LUMINANCE DATA (CD/M<sup>2</sup>)**

Vertical Angle	Horizontal Angles		
	0	45	90
45	11589	8017	7108
55	11164	6560	5560
65	9617	4665	3657
75	6644	2068	1256
85	1789	281	187

**1 T5**



**PHOTOMETRIC CURVE**



**Test Lamp: 1xT5**  
 IES FILE: WB-F-4-T5-1

**Efficiency: 83.3%**

**CANDELA DISTRIBUTION**

Vertical Angle	Horizontal Angles			Zonal Lumens
	0	45	90	
0	767	767	767	
5	765	772	779	41
15	771	780	788	185
25	745	772	777	323
35	685	716	730	428
45	580	604	618	467
55	439	460	460	427
65	287	295	282	320
75	140	133	117	177
85	28	18	13	45
90	4	3	3	

**COEFFICIENTS OF UTILIZATION (%)**

Ceiling	80			70			50				
	70	50	30	10	70	50	30	10	50	30	10
Wall	70	50	30	10	70	50	30	10	50	30	10
0	99	99	99	99	97	97	97	97	93	93	93
1	91	87	84	81	89	85	82	79	82	79	77
2	83	76	71	66	81	75	70	65	72	67	64
3	76	67	60	55	74	66	59	54	63	58	53
4	69	59	52	46	67	58	51	46	56	50	45
5	64	53	45	40	62	52	45	40	50	44	39
6	59	47	40	35	57	47	40	35	45	39	34
7	54	43	36	31	53	42	35	30	41	35	30
8	50	39	32	27	49	39	32	27	37	31	27
9	47	36	29	24	46	35	29	24	34	28	24
10	44	33	26	22	43	33	26	22	32	26	22

Based on floor reflectance of 20

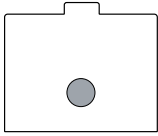
**LUMINANCE DATA (CD/M<sup>2</sup>)**

Vertical Angle	Horizontal Angles		
	0	45	90
45	5946	4030	3682
55	5401	3242	2828
65	4585	2273	1846
75	3340	1170	849
85	1379	190	110

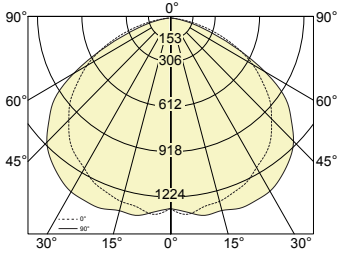
**i** All IES files for other lamping are available for download at: [www.axislighting.com](http://www.axislighting.com)

● **PHOTOMETRIC DATA**

**1 T5HO**



**PHOTOMETRIC CURVE**



**Test Lamp: 1xF54T5HO**  
 IES FILE: WB-C-4-T5HO-1

**Efficiency: 87.0%**

**CANDELA DISTRIBUTION**

Vertical Angle	Horizontal Angles			Zonal Lumens
	0	45	90	
0	1295	1295	1295	
5	1340	1306	1325	71
15	1291	1320	1355	313
25	1231	1313	1371	551
35	1130	1256	1316	740
45	974	1123	1186	843
55	771	913	960	821
65	528	606	523	635
75	245	221	174	308
85	31	28	23	68
90	4	6	6	

**COEFFICIENTS OF UTILIZATION (%)**

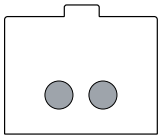
Ceiling	80			70			50				
	70	50	30	10	70	50	30	10	50	30	10
Wall	70	50	30	10	70	50	30	10	50	30	10
0	104	104	104	104	101	101	101	101	97	97	97
1	95	91	88	84	93	89	86	83	86	83	80
2	86	79	74	69	84	78	72	68	75	70	66
3	79	70	63	57	77	68	62	56	66	60	55
4	72	61	54	48	70	60	53	48	58	52	47
5	66	55	47	41	64	54	46	41	52	45	40
6	61	49	41	35	59	48	41	35	47	40	35
7	56	44	36	31	55	43	36	31	42	36	31
8	52	40	33	28	51	40	32	27	38	32	27
9	49	37	29	25	47	36	29	25	35	29	24
10	45	34	27	22	44	33	27	22	32	26	22

Based on floor reflectance of 20

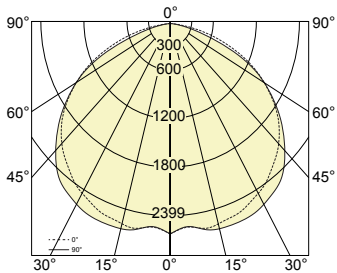
**LUMINANCE DATA (CD/M<sup>2</sup>)**

Vertical Angle	Horizontal Angles		
	0	45	90
45	9985	7494	7071
55	9476	6440	5904
65	8422	4674	3430
75	5833	1954	1265
85	1563	298	197

**2 T5HO**



**PHOTOMETRIC CURVE**



**Test Lamp: 2xF54T5HO**  
 IES FILE: WB-C-4-T5HO-2

**Efficiency: 81.8%**

**CANDELA DISTRIBUTION**

Vertical Angle	Horizontal Angles			Zonal Lumens
	0	45	90	
0	2692	2692	2692	
5	2616	2623	2609	141
15	2619	2646	2699	630
25	2487	2582	2642	1089
35	2263	2400	2456	1431
45	1970	2070	2054	1579
55	1552	1603	1566	1476
65	1045	1044	964	1136
75	487	405	303	569
85	63	44	39	121
90	8	9	9	

**COEFFICIENTS OF UTILIZATION (%)**

Ceiling	80			70			50				
	70	50	30	10	70	50	30	10	50	30	10
Wall	70	50	30	10	70	50	30	10	50	30	10
0	97	97	97	97	95	95	95	95	91	91	91
1	89	86	83	80	87	84	81	78	80	78	76
2	81	75	70	65	79	73	68	64	71	66	63
3	74	66	59	54	72	65	58	54	62	57	53
4	68	58	51	46	66	57	50	45	55	49	45
5	62	52	45	39	61	51	44	39	49	43	39
6	58	47	39	34	56	46	39	34	44	38	34
7	53	42	35	30	52	41	35	30	40	34	30
8	49	38	31	27	48	38	31	27	37	31	26
9	46	35	28	24	45	35	28	24	34	28	24
10	43	32	26	22	42	32	26	21	31	25	21

Based on floor reflectance of 20

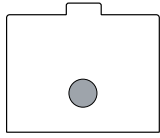
**LUMINANCE DATA (CD/M<sup>2</sup>)**

Vertical Angle	Horizontal Angles		
	0	45	90
45	20191	13822	12243
55	19077	11304	9633
65	16690	8062	6319
75	11602	3575	2200
85	3151	470	325

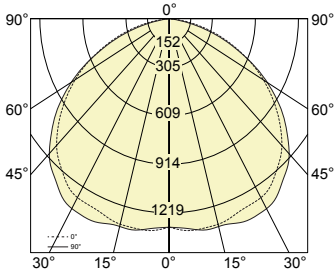
**i** All IES files for other lamping are available for download at: [www.axislighting.com](http://www.axislighting.com)

● **PHOTOMETRIC DATA**

**I T5HO**



**PHOTOMETRIC CURVE**



**Test Lamp: IxF54T5HO**

IES FILE: WB-F-4-T5HO-1

**Efficiency: 83.3%**

**CANDELA DISTRIBUTION**

Vertical Angle	Horizontal Angles			Zonal Lumens
	0	45	90	
0	1322	1322	1322	
5	1349	1364	1336	73
15	1333	1341	1353	319
25	1282	1314	1361	556
35	1180	1221	1253	737
45	999	1041	1060	804
55	760	790	797	736
65	496	507	486	555
75	242	229	202	305
85	47	31	21	77
90	8	5	5	

**COEFFICIENTS OF UTILIZATION (%)**

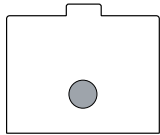
Ceiling	80			70			50				
	70	50	30	10	70	50	30	10	50	30	10
Wall	70	50	30	10	70	50	30	10	50	30	10
0	99	99	99	99	97	97	97	97	92	92	92
1	91	87	84	81	89	85	82	79	82	79	77
2	83	76	71	66	81	75	69	65	72	67	64
3	75	67	60	55	73	66	59	54	63	58	53
4	69	59	52	46	67	58	51	46	56	50	45
5	63	53	45	40	62	52	45	40	50	44	39
6	58	47	40	35	57	47	40	34	45	39	34
7	54	43	36	31	53	42	35	30	41	35	30
8	50	39	32	27	49	39	32	27	37	31	27
9	47	36	29	24	46	35	29	24	34	28	24
10	44	33	26	22	43	33	26	22	32	26	22

Based on floor reflectance of 20

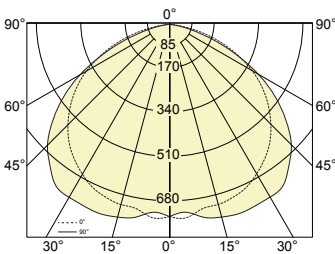
**LUMINANCE DATA (CD/M<sup>2</sup>)**

Vertical Angle	Horizontal Angles		
	0	45	90
45	10238	6951	6321
55	9348	5570	4899
65	7920	3916	3188
75	5749	2018	1464
85	2331	332	179

**I T8**



**PHOTOMETRIC CURVE**



**Test Lamp: IxF32T8**

IES FILE: WB-C-4-T8-1

**Efficiency: 83.0%**

**CANDELA DISTRIBUTION**

Vertical Angle	Horizontal Angles			Zonal Lumens
	0	45	90	
0	729	729	729	
5	736	728	715	39
15	708	739	757	174
25	684	724	762	306
35	626	699	749	413
45	544	630	654	470
55	434	502	497	449
65	295	321	292	344
75	140	126	101	174
85	18	15	13	38
90	2	3	3	

**COEFFICIENTS OF UTILIZATION (%)**

Ceiling	80			70			50				
	70	50	30	10	70	50	30	10	50	30	10
Wall	70	50	30	10	70	50	30	10	50	30	10
0	99	99	99	99	97	97	97	97	92	92	92
1	91	87	84	81	89	85	82	79	82	79	77
2	83	76	70	66	80	74	69	65	71	67	63
3	75	66	60	54	73	65	59	54	63	57	53
4	69	59	51	46	67	58	51	45	55	49	45
5	63	52	45	39	61	51	44	39	49	43	38
6	58	47	39	34	56	46	39	34	44	38	33
7	54	42	35	30	52	42	35	30	40	34	29
8	50	38	31	26	48	38	31	26	37	31	26
9	46	35	28	24	45	35	28	23	34	28	23
10	43	32	26	21	42	32	25	21	31	25	21

Based on floor reflectance of 20

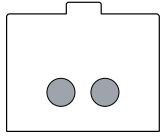
**LUMINANCE DATA (CD/M<sup>2</sup>)**

Vertical Angle	Horizontal Angles		
	0	45	90
45	5570	4203	3896
55	5336	3541	3054
65	4709	2481	1913
75	3343	1108	734
85	914	165	108

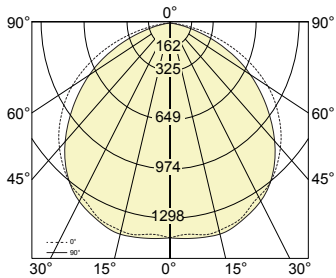
**i** All IES files for other lamping are available for download at: [www.axislighting.com](http://www.axislighting.com)

● **PHOTOMETRIC DATA**

**2 T8**



**PHOTOMETRIC CURVE**



**Test Lamp: 2x F32T8**  
 IES FILE: WB-C-4-T8-2

**Efficiency: 71.2%**

**CANDELA DISTRIBUTION**

Vertical Angle	Horizontal Angles			Zonal Lumens
	0	45	90	
0	1445	1445	1445	
5	1426	1441	1455	77
15	1427	1428	1454	341
25	1332	1358	1368	577
35	1229	1234	1214	742
45	1058	1030	973	796
55	840	768	706	724
65	561	469	423	538
75	258	185	150	275
85	35	20	15	59
90	3	4	4	

**COEFFICIENTS OF UTILIZATION (%)**

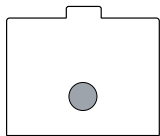
Ceiling	80			70			50				
	70	50	30	10	70	50	30	10	50	30	10
Wall	70	50	30	10	70	50	30	10	50	30	10
0	85	85	85	85	83	83	83	83	79	79	79
1	78	75	72	70	76	73	71	68	70	68	66
2	71	66	61	57	69	64	60	56	62	58	55
3	65	58	52	48	63	57	52	47	55	50	46
4	60	51	45	41	58	50	45	40	49	44	40
5	55	46	40	35	53	45	39	35	44	38	34
6	51	41	35	30	49	41	35	30	39	34	30
7	47	37	31	27	46	37	31	27	36	30	27
8	44	34	28	24	43	34	28	24	33	27	24
9	41	31	25	22	40	31	25	21	30	25	21
10	38	29	23	19	37	28	23	19	28	23	19

Based on floor reflectance of 20

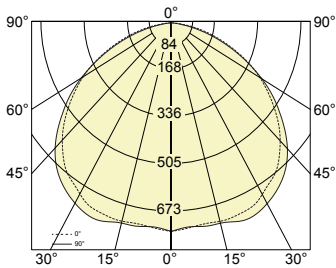
**LUMINANCE DATA (CD/M<sup>2</sup>)**

Vertical Angle	Horizontal Angles		
	0	45	90
45	10846	6877	5802
55	10329	5416	4342
65	8963	3617	2776
75	6147	1628	1089
85	1761	217	128

**1 T8**



**PHOTOMETRIC CURVE**



**Test Lamp: 1x F32T8**  
 IES FILE: WB-F-4-T8-1

**Efficiency: 79.4%**

**CANDELA DISTRIBUTION**

Vertical Angle	Horizontal Angles			Zonal Lumens
	0	45	90	
0	750	750	750	
5	740	746	737	40
15	736	744	743	176
25	718	735	749	310
35	655	685	693	408
45	552	576	586	444
55	420	435	438	405
65	276	278	269	306
75	135	128	114	169
85	27	17	13	43
90	4	3	3	

**COEFFICIENTS OF UTILIZATION (%)**

Ceiling	80			70			50				
	70	50	30	10	70	50	30	10	50	30	10
Wall	70	50	30	10	70	50	30	10	50	30	10
0	95	95	95	95	92	92	92	92	88	88	88
1	87	83	80	77	85	81	78	76	78	76	73
2	79	73	67	63	77	71	66	62	68	64	61
3	72	64	57	52	70	63	57	52	60	55	51
4	66	57	50	44	64	55	49	44	53	48	43
5	61	50	43	38	59	50	43	38	48	42	37
6	56	45	38	33	54	45	38	33	43	37	33
7	52	41	34	29	50	40	34	29	39	33	29
8	48	37	31	26	47	37	30	26	36	30	26
9	45	34	28	23	44	34	27	23	33	27	23
10	42	32	25	21	41	31	25	21	30	25	21

Based on floor reflectance of 20

**LUMINANCE DATA (CD/M<sup>2</sup>)**

Vertical Angle	Horizontal Angles		
	0	45	90
45	5654	3843	3494
55	5163	3066	2696
65	4408	2145	1760
75	3213	1129	826
85	1349	181	106

**i** All IES files for other lamping are available for download at: [www.axislighting.com](http://www.axislighting.com)