

● **PROJECT INFORMATION**

Project:

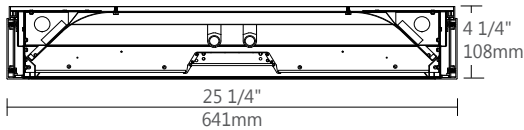
Type:

Notes:

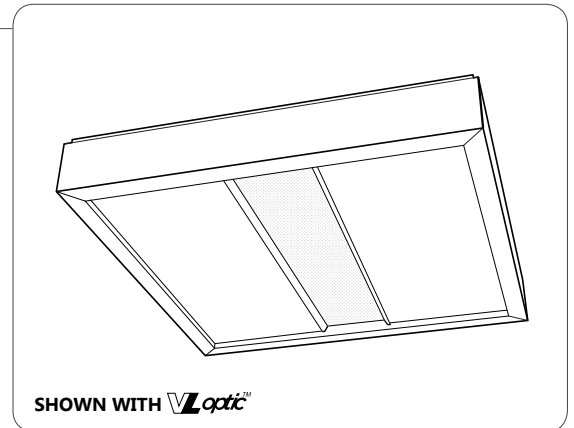
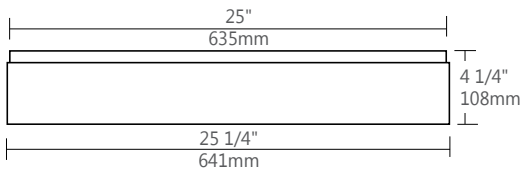
Approved by: Date:

● **DIMENSIONS**

SECTION VIEW



SIDE VIEW



● **ORDERING CODE**

1	2	3	4	5	6	7	8	9	10	11	12	13	14
---	---	---	---	---	---	---	---	---	----	----	----	----	----

● **PRODUCT SPECIFICATIONS**

1 PRODUCT ID	2 SIZE	3 CENTER OPTIC	4 LAMP	5 LAMP CONFIGURATION	6 FINISH
PO plano	22 2'X2'	VL vl optic S satin lens	T5 T5 T5HO T5HO T8 T8 F25TT TT25W (2G11) F40TT TT40W (2G11) F50TT TT50W (2G11) F55TT TT55W (2G11)	1 1 lamp 2 2 lamps 3 3 lamps ⁽¹⁾	W white BLK black C custom
					(1) Not available for F25/40/50/55TT

7 VOLTAGE	8 BALLAST	9 CIRCUITS	10 MOUNTING/SUSPENSION	11 BATTERY (OPTIONAL)
120 120V 277 277V 347 347V ⁽²⁾ UNV universal	D dimming E instant start ⁽³⁾ ERS program start +M master +S satellite BI bi-level dimming	1 1 regular 2 2 regular 2A/B 2 alternating +E(#) emergency section +NL(#) night light section +GTD(#) generator transfer device	SM surface mount	B# battery pack
(2) Please consult factory	(3) Available with T8 lamp only			

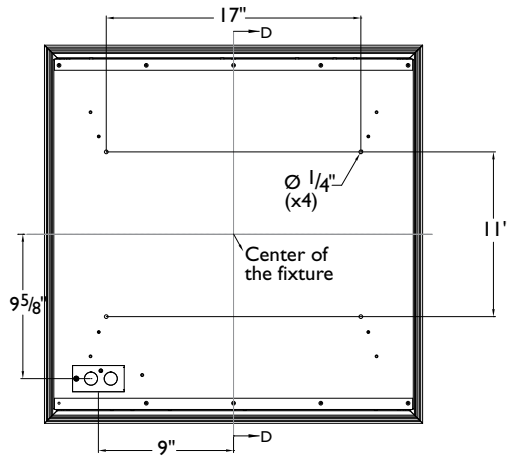
12 OTHER (OPTIONAL)	13 IC CONTROLS (OPTIONAL)	14 CUSTOM (OPTIONAL)
F fuse FW(#) flex whip (6' std)	DS# daylight sensor OS# occupancy sensor DS+OS# daylight+occupancy sensor DOS# daylight&occupancy sensor See integrated controls guide for further details	C custom Please specify

SPECIFY BALLAST NAME (if needed)

SPECIFY BATTERY NAME (if needed)

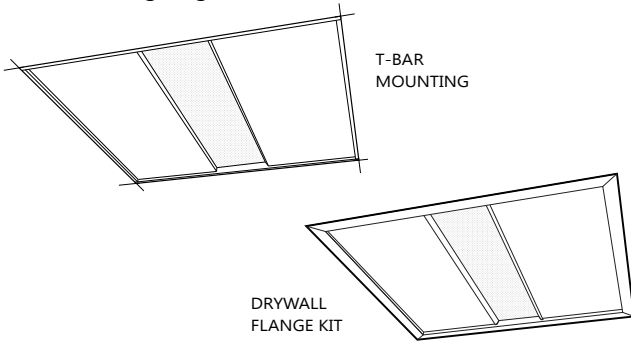
● **CEILING SYSTEM**

MOUNTING HOLES POSITION



RECESSED OPTION

For more details see recessed specification sheets available at: www.axislighting.com



i Installation sheets for all mounting options are available at: www.axislighting.com

● **CONSTRUCTION**

Housing	Die formed cold rolled sheet steel (20 gauge)
Central Lens Housing Reflectors	Extruded aluminum (0.060" nominal) Die formed cold rolled sheet steel (22 gauge)
Interior Brackets	Die formed cold rolled sheet steel (20 gauge)
Surface Mount Kit	Extruded aluminum (0.070" nominal)

● **WEIGHT**

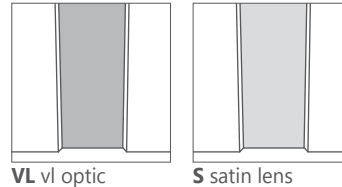
Surface Mount	24 lbs / 10.9 kg
----------------------	------------------

● **OPTICAL SYSTEM**

PLANO optical system includes two side lenses and one center lens. Center lens has an extruded aluminum frame and can be opened to replace the lamps. Side lenses are 0.08" PMMA satin blend.

There are two available options for center lens:

- VL^{opti}**: PMMA Precision formed microconical structure (VL Optic) 92 percent transmissive that cuts off glare above 55 degrees.
- Satin**: PMMA blend satin lens (0.12" nominal) 68% transmissive.




● **FINISH**

Highly reflective, matte powder coat white paint for high efficiency yet has a matte texture to diffuse glare and lamp image on the surfaces within the optical chamber. Custom finishes are also available (exterior only).

● **ELECTRICAL**

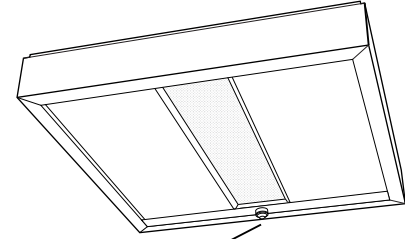
- Ballast** Electronic IS, Electronic Rapid Start, Dimming (0-10V, Line, EcoSystem, DALI), BI-level dimming
With preinstalled ballast disconnect as per NEC & CEC
- Emergency** Emergency battery pack or emergency circuit
- Voltage** 120V, 277V, 347V, UNV

● **APPROVALS**

Certified to UL and CUL standards 
 Suitable for damp locations.

● **INTEGRATED CONTROL OPTIONS**

PLANO luminaires allow the use of integrated controls such as daylight sensors (DS), occupancy sensors (OS), individual daylight sensors and occupancy sensors (DS+OS), and combination daylight/occupancy sensors (DOS). These options can be seamlessly integrated into our luminaires. The control system could be used to optimize the lighting of the space by reducing energy consumption through daylight harvesting and occupancy, thereby improving the overall interior environment and allowing for LEED credits.

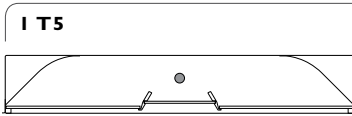


- Consult factory for other options.
- Refer to IC brochure for more information.



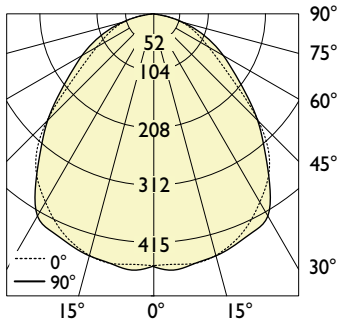
SENSORS	BRAND	Model	TYPE	CODE	COMPATIBLE DIMMING BALLAST
Daylight Sensor (DS)	Lutron	EC-DIR-WH	Daylight	LD	EcoSystem
	Wattstopper	FD-301	Daylight	WD	0-10V
	Philips	Luxsense	Daylight	PL	0-10V
Occupancy Sensor (OS)	Wattstopper	FS-205	PIR Occupancy	WP1	Programmed Rapid Start
		FS-355	PIR Occupancy	WP2	Programmed Rapid Start
		FS-155	PIR Occupancy	WP3	Programmed Rapid Start
		FS-505	Ultrasonic Occupancy	WU1	Programmed Rapid Start
		FS-505C	Ultrasonic Occupancy	WU2	Programmed Rapid Start
		FM-105	High Frequency Occupancy	WH	Programmed Rapid Start
Daylight & Occupancy Sensors (DOS)	Philips	Actilume	Daylight & PIR Occupancy	PA	DALI or 0-10V

● **PHOTOMETRIC DATA**



with **V-L optic™**

PHOTOMETRIC CURVE



Test Lamp: 1xT5
 IES FILE: PO22-VL-T5-1.ies

Efficiency: 85.5%

CANDELA DISTRIBUTION

Vertical Angle	Horizontal Angles					Zonal Lumens
	0	22.5	45	67.5	90	
0	458	458	458	458	458	
5	457	456	456	460	467	25
15	454	449	447	455	455	108
25	421	422	431	437	437	183
35	369	375	385	383	375	232
45	276	274	273	275	274	223
55	153	161	171	180	183	166
65	98	103	113	119	121	120
75	57	55	59	62	61	75
85	11	10	10	10	10	23
90						

LUMINANCE DATA (CD/M²)

Vertical Angle	Horizontal Angles		
	0	45	90
45	903	840	894
55	580	599	693
65	458	474	568
75	366	326	385
85	111	85	102

COEFFICIENTS OF UTILIZATION (%)

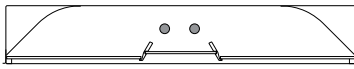
Ceiling	80			70			50				
	70	50	30	10	70	50	30	10	50	30	10
Wall	70	50	30	10	70	50	30	10	50	30	10
0	102	102	102	102	100	100	100	100	95	95	95
1	94	90	87	84	92	88	85	83	85	82	80
2	86	80	74	70	84	78	73	69	75	71	67
3	79	71	64	59	77	69	63	58	67	62	57
4	73	63	56	51	71	62	55	50	60	54	50
5	67	57	50	44	65	56	49	44	54	48	43
6	62	51	44	39	61	51	44	39	49	43	38
7	58	47	40	35	56	46	39	34	45	39	34
8	54	43	36	31	53	42	36	31	41	35	31
9	51	39	33	28	49	39	32	28	38	32	28
10	47	36	30	26	46	36	30	25	35	29	25

Based on floor reflectance of 20

i All IES files are available for download at: www.axislighting.com

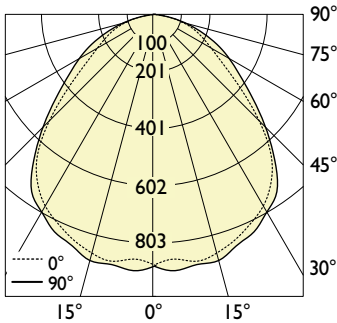
PHOTOMETRIC DATA

2 T5



with **VL^optic™**

PHOTOMETRIC CURVE



Test Lamp: 2xF14T5
 IES FILE: PO22-VL-T5-2.ies

Efficiency: 84.2%

CANDELA DISTRIBUTION

Vertical Angle	Horizontal Angles					Zonal Lumens
	0	22.5	45	67.5	90	
0	882	882	882	882	882	
5	862	887	887	884	903	48
15	868	870	879	881	895	209
25	811	829	836	843	842	354
35	723	728	732	751	760	448
45	529	533	554	559	561	445
55	300	323	341	368	374	336
65	193	208	226	240	249	243
75	110	108	115	123	122	148
85	22	19	20	20	18	44
90	2	2	2	2	2	

COEFFICIENTS OF UTILIZATION (%)

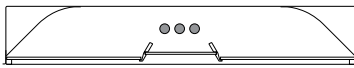
Ceiling	80				70				50			
	70	50	30	10	70	50	30	10	50	30	10	
Wall	70	50	30	10	70	50	30	10	50	30	10	
0	101	101	101	101	98	98	98	98	94	94	94	
1	93	89	86	83	90	87	84	81	84	81	79	
2	85	78	73	69	83	77	72	68	74	70	66	
3	78	69	63	58	76	68	62	57	66	61	56	
4	72	62	55	50	70	61	54	49	59	53	49	
5	66	56	49	43	64	55	48	43	53	47	43	
6	61	50	43	38	60	50	43	38	48	42	38	
7	57	46	39	34	55	45	38	34	44	38	33	
8	53	42	35	30	52	41	35	30	40	34	30	
9	50	39	32	27	48	38	32	27	37	31	27	
10	47	36	29	25	46	35	29	25	34	29	25	

Based on floor reflectance of 20

LUMINANCE DATA (CD/M²)

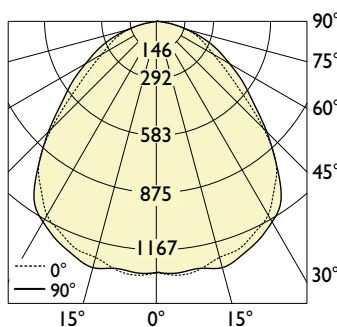
Vertical Angle	Horizontal Angles		
	0	45	90
45	1729	1707	1831
55	1136	1196	1418
65	903	953	1163
75	702	631	775
85	231	166	189

3 T5



with **VL^optic™**

PHOTOMETRIC CURVE



Test Lamp: 3xF14T5
 IES FILE: PO22-VL-T5-3.ies

Efficiency: 81.4%

CANDELA DISTRIBUTION

Vertical Angle	Horizontal Angles					Zonal Lumens
	0	22.5	45	67.5	90	
0	1280	1280	1280	1280	1280	
5	1300	1299	1310	1312	1289	70
15	1247	1267	1277	1282	1302	303
25	1189	1211	1222	1231	1233	518
35	1048	1072	1090	1106	1111	661
45	776	794	793	806	798	647
55	434	461	493	515	540	478
65	275	298	317	336	346	342
75	160	155	166	173	168	212
85	31	28	29	28	26	63
90	3	3	2	2	2	

COEFFICIENTS OF UTILIZATION (%)

Ceiling	80				70				50			
	70	50	30	10	70	50	30	10	50	30	10	
Wall	70	50	30	10	70	50	30	10	50	30	10	
0	97	97	97	97	95	95	95	95	91	91	91	
1	90	86	83	80	87	84	81	79	81	78	76	
2	82	76	71	66	80	74	70	66	72	68	64	
3	75	67	61	56	73	66	60	56	64	59	55	
4	69	60	53	48	68	59	53	48	57	52	47	
5	64	54	47	42	62	53	47	42	51	46	41	
6	59	49	42	37	58	48	42	37	47	41	37	
7	55	45	38	33	54	44	37	33	43	37	33	
8	51	41	34	30	50	40	34	29	39	33	29	
9	48	38	31	27	47	37	31	27	36	30	26	
10	45	35	28	24	44	34	28	24	33	28	24	

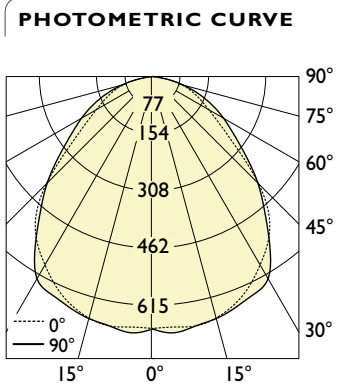
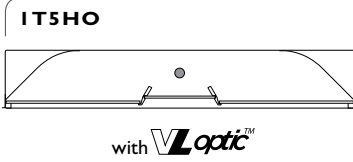
Based on floor reflectance of 20

LUMINANCE DATA (CD/M²)

Vertical Angle	Horizontal Angles		
	0	45	90
45	2537	2442	2606
55	1645	1727	2045
65	1288	1335	1619
75	1023	910	1071
85	330	236	267

i All IES files are available for download at: www.axislighting.com

● **PHOTOMETRIC DATA**



Test Lamp: 1xF24T5HO
 IES FILE: PO22-VL-T5HO-1.ies

Efficiency: 85.5%

CANDELA DISTRIBUTION

Vertical Angle	Horizontal Angles					Zonal Lumens
	0	22.5	45	67.5	90	
0	678	678	678	678	678	
5	677	676	675	682	692	37
15	673	666	662	673	674	160
25	623	625	638	648	648	271
35	547	555	570	567	556	344
45	409	407	404	407	406	330
55	226	239	253	267	271	246
65	145	152	167	176	180	178
75	85	82	88	91	90	111
85	16	15	15	15	14	33
90	1	2	1	1	1	

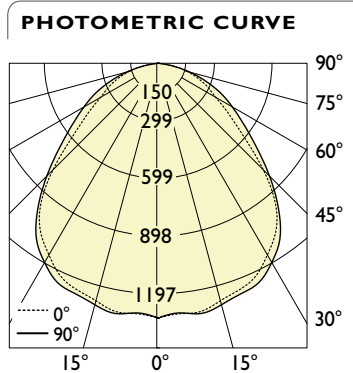
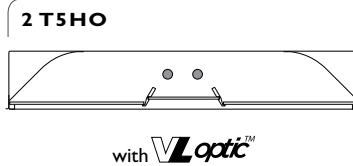
COEFFICIENTS OF UTILIZATION (%)

Ceiling	80				70				50			
	70	50	30	10	70	50	30	10	50	30	10	
Wall												
0	102	102	102	102	100	100	100	100	95	95	95	
1	94	90	87	84	92	88	85	83	85	82	80	
2	86	80	74	70	84	78	73	69	75	71	67	
3	79	71	64	59	77	69	63	58	67	62	57	
4	73	63	56	51	71	62	55	50	60	54	50	
5	67	57	50	44	65	56	49	44	54	48	43	
6	62	51	44	39	61	51	44	39	49	43	38	
7	58	47	40	35	56	46	39	34	45	39	34	
8	54	43	36	31	53	42	36	31	41	35	31	
9	51	39	33	28	49	39	32	28	38	32	28	
10	47	36	30	26	46	36	30	25	35	29	25	

Based on floor reflectance of 20

LUMINANCE DATA (CD/M²)

Vertical Angle	Horizontal Angles		
	0	45	90
45	1338	1245	1325
55	859	887	1026
65	678	702	841
75	542	483	571
85	165	126	151



Test Lamp: 2xF24T5HO
 IES FILE: PO22-VL-T5HO-2.ies

Efficiency: 84.2%

CANDELA DISTRIBUTION

Vertical Angle	Horizontal Angles					Zonal Lumens
	0	22.5	45	67.5	90	
0	1325	1325	1325	1325	1325	
5	1307	1347	1316	1312	1302	71
15	1277	1296	1304	1305	1299	309
25	1219	1228	1233	1237	1257	525
35	1076	1078	1091	1117	1115	666
45	784	800	818	826	829	659
55	456	474	506	543	551	495
65	292	305	332	355	366	359
75	165	160	172	179	179	220
85	32	29	31	29	26	65
90	3	3	2	2	2	

COEFFICIENTS OF UTILIZATION (%)

Ceiling	80				70				50			
	70	50	30	10	70	50	30	10	50	30	10	
Wall												
0	101	101	101	101	98	98	98	98	94	94	94	
1	93	89	86	83	90	87	84	81	84	81	79	
2	85	78	73	69	83	77	72	68	74	70	66	
3	78	70	63	58	76	68	62	57	66	61	56	
4	72	62	55	50	70	61	54	49	59	53	49	
5	66	56	49	43	64	55	48	43	53	47	43	
6	61	50	43	38	60	50	43	38	48	42	38	
7	57	46	39	34	55	45	39	34	44	38	33	
8	53	42	35	30	52	41	35	30	40	34	30	
9	50	39	32	27	48	38	32	27	37	31	27	
10	47	36	29	25	46	35	29	25	34	29	25	

Based on floor reflectance of 20

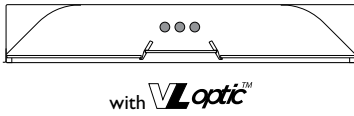
LUMINANCE DATA (CD/M²)

Vertical Angle	Horizontal Angles		
	0	45	90
45	2563	2519	2709
55	1729	1774	2089
65	1367	1398	1714
75	1053	945	1141
85	334	253	273

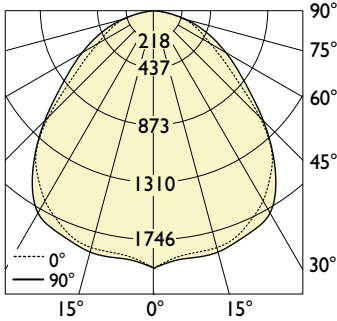
i All IES files are available for download at: www.axislighting.com

● **PHOTOMETRIC DATA**

3 T5HO



PHOTOMETRIC CURVE



Test Lamp: 3xF24T5HO
 IES FILE: PO22-VL-T5HO-3.ies

Efficiency: 81.4%

CANDELA DISTRIBUTION

Vertical Angle	Horizontal Angles					Zonal Lumens
	0	22.5	45	67.5	90	
0	1965	1965	1965	1965	1965	
5	1893	1950	1896	1904	1913	103
15	1871	1914	1896	1924	1906	451
25	1763	1789	1816	1829	1838	769
35	1553	1585	1616	1643	1629	979
45	1150	1173	1190	1192	1188	960
55	650	686	724	764	786	709
65	408	436	466	496	509	505
75	242	226	244	256	256	313
85	46	41	43	42	37	93
90	4	4	4	3	3	

COEFFICIENTS OF UTILIZATION (%)

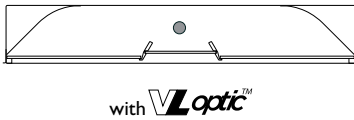
Ceiling	80				70				50			
	70	50	30	10	70	50	30	10	50	30	10	
Wall	70	50	30	10	70	50	30	10	50	30	10	
0	97	97	97	97	95	95	95	95	91	91	91	
1	90	86	83	80	87	84	81	79	81	78	76	
2	82	76	71	67	80	74	70	66	72	68	64	
3	75	67	61	56	73	66	60	56	64	59	55	
4	69	60	53	48	68	59	53	48	57	52	47	
5	64	54	47	42	62	53	47	42	52	46	41	
6	59	49	42	37	58	48	42	37	47	41	37	
7	55	45	38	33	54	44	37	33	43	37	33	
8	51	41	34	30	50	40	34	29	39	33	29	
9	48	38	31	27	47	37	31	27	36	30	26	
10	45	35	28	24	44	34	28	24	34	28	24	

Based on floor reflectance of 20

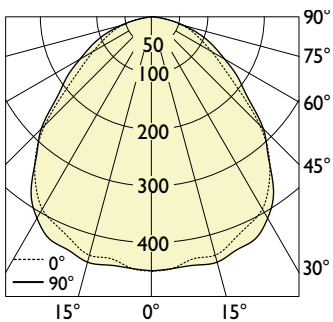
LUMINANCE DATA (CD/M²)

Vertical Angle	Horizontal Angles		
	0	45	90
45	3760	3666	3882
55	2467	2538	2978
65	1910	1963	2379
75	1542	1338	1629
85	479	349	383

1T8



PHOTOMETRIC CURVE



Test Lamp: 1xF17T8
 IES FILE: PO22-VL-T8-1.ies

Efficiency: 84.5%

CANDELA DISTRIBUTION

Vertical Angle	Horizontal Angles					Zonal Lumens
	0	22.5	45	67.5	90	
0	450	450	450	450	450	
5	446	449	447	447	447	24
15	437	441	440	447	450	105
25	407	416	419	429	434	178
35	363	370	375	377	377	228
45	272	270	271	274	280	221
55	155	162	170	180	187	167
65	97	104	112	118	121	120
75	57	54	58	62	60	75
85	12	10	10	10	9	23
90	1	1	1	1	1	

COEFFICIENTS OF UTILIZATION (%)

Ceiling	80				70				50			
	70	50	30	10	70	50	30	10	50	30	10	
Wall	70	50	30	10	70	50	30	10	50	30	10	
0	101	101	101	101	99	99	99	99	94	94	94	
1	93	89	86	83	91	87	84	82	84	81	79	
2	85	79	73	69	83	77	72	68	74	70	67	
3	78	70	63	58	76	69	63	58	66	61	57	
4	72	62	55	50	70	61	55	50	59	53	49	
5	66	56	49	43	65	55	48	43	53	47	43	
6	62	51	43	38	60	50	43	38	48	42	38	
7	57	46	39	34	56	46	39	34	44	38	34	
8	53	42	35	31	52	42	35	30	41	35	30	
9	50	39	32	28	49	38	32	28	37	32	27	
10	47	36	29	25	46	36	29	25	35	29	25	

Based on floor reflectance of 20

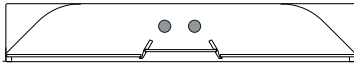
LUMINANCE DATA (CD/M²)

Vertical Angle	Horizontal Angles		
	0	45	90
45	888	836	916
55	587	597	709
65	457	471	564
75	363	317	379
85	121	83	99

i All IES files are available for download at: www.axislighting.com

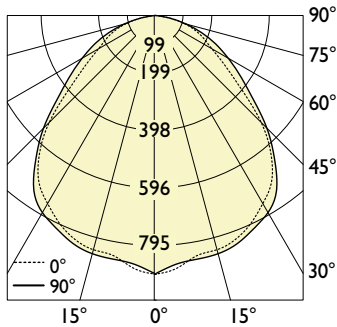
PHOTOMETRIC DATA

2 T8



with **VL^optic™**

PHOTOMETRIC CURVE



Test Lamp: 2xF17T8
 IES FILE: PO22-VL-T8-2.ies

Efficiency: 81.7%

CANDELA DISTRIBUTION

Vertical Angle	Horizontal Angles					Zonal Lumens
	0	22.5	45	67.5	90	
0	894	894	894	894	894	
5	878	853	864	860	863	47
15	838	842	853	862	853	202
25	792	795	803	812	813	341
35	706	705	717	734	738	437
45	523	526	536	545	551	434
55	296	311	331	355	363	325
65	190	202	218	229	235	234
75	108	105	113	117	114	144
85	21	20	19	19	18	43
90	2	2	2	1	1	

COEFFICIENTS OF UTILIZATION (%)

Ceiling	80				70				50			
	70	50	30	10	70	50	30	10	50	30	10	
Wall												
0	98	98	98	98	95	95	95	95	91	91	91	
1	90	86	83	80	88	85	82	79	81	79	77	
2	82	76	71	67	80	75	70	66	72	68	64	
3	76	67	61	56	74	66	60	56	64	59	55	
4	70	60	53	48	68	59	53	48	57	52	47	
5	64	54	47	42	62	53	47	42	52	46	41	
6	59	49	42	37	58	48	42	37	47	41	36	
7	55	45	38	33	54	44	37	33	43	37	32	
8	51	41	34	29	50	40	34	29	39	33	29	
9	48	38	31	27	47	37	31	27	36	30	26	
10	45	35	28	24	44	34	28	24	33	28	24	

Based on floor reflectance of 20

LUMINANCE DATA (CD/M²)

Vertical Angle	Horizontal Angles		
	0	45	90
45	1711	1651	1800
55	1123	1161	1375
65	889	918	1100
75	691	622	727
85	221	154	188

COEFFICIENTS OF UTILIZATION (%)

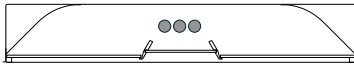
Ceiling	80				70				50			
	70	50	30	10	70	50	30	10	50	30	10	
Wall												
0	93	93	93	93	91	91	91	91	87	87	87	
1	86	83	80	77	84	81	78	76	78	75	73	
2	79	73	68	64	77	71	67	63	69	65	62	
3	72	65	59	54	70	63	58	53	61	56	52	
4	66	58	51	46	65	57	50	46	55	49	45	
5	61	52	45	40	60	51	45	40	49	44	39	
6	57	47	40	35	55	46	40	35	45	39	35	
7	53	43	36	31	51	42	36	31	41	35	31	
8	49	39	32	28	48	38	32	28	37	32	28	
9	46	36	30	25	45	35	29	25	34	29	25	
10	43	33	27	23	42	33	27	23	32	27	23	

Based on floor reflectance of 20

LUMINANCE DATA (CD/M²)

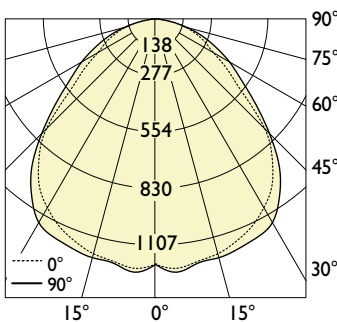
Vertical Angle	Horizontal Angles		
	0	45	90
45	2495	2387	2594
55	1652	1696	1946
65	1280	1315	1548
75	989	858	1037
85	317	222	250

3 T8



with **VL^optic™**

PHOTOMETRIC CURVE

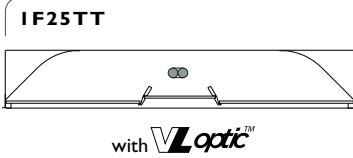


Test Lamp: 3xF17T8
 IES FILE: PO22-VL-T8-3.ies

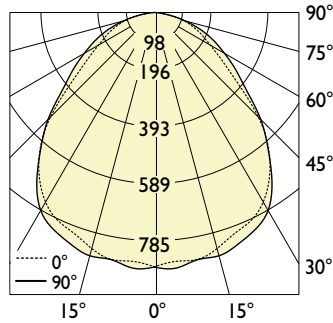
Efficiency: 78.2%

i All IES files are available for download at: www.axislighting.com

● **PHOTOMETRIC DATA**



PHOTOMETRIC CURVE



Test Lamp: 1xF25TT
IES FILE: PO22-VL-F25TT-1.ies

Efficiency: 83.1%

CANDELA DISTRIBUTION

Vertical Angle	Horizontal Angles					Zonal Lumens
	0	22.5	45	67.5	90	
0	876	876	876	876	876	
5	860	866	866	880	883	47
15	841	845	846	867	867	203
25	791	799	813	828	825	345
35	694	705	716	712	709	435
45	509	505	506	518	521	416
55	286	297	321	336	345	309
65	186	191	207	220	226	223
75	106	102	109	116	113	139
85	21	18	19	18	18	42
90	2	2	1	1	2	

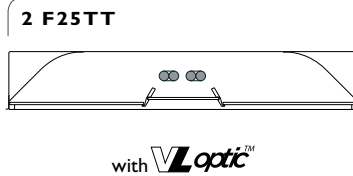
LUMINANCE DATA (CD/M²)

Vertical Angle	Horizontal Angles		
	0	45	90
45	1665	1558	1701
55	1085	1125	1307
65	856	871	1058
75	674	595	716
85	219	152	192

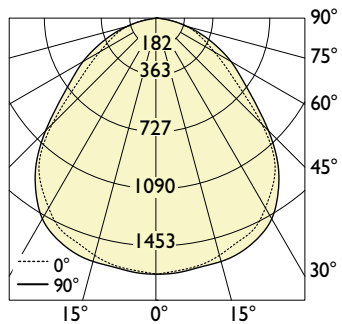
COEFFICIENTS OF UTILIZATION (%)

Ceiling	80				70				50			
	70	50	30	10	70	50	30	10	50	30	10	
Wall	99	99	99	99	97	97	97	97	93	93	93	
0	99	99	99	99	97	97	97	97	93	93	93	
1	91	88	85	82	89	86	83	80	83	80	78	
2	84	78	72	68	82	76	71	67	73	69	66	
3	77	69	62	57	75	68	62	57	65	60	56	
4	71	61	55	49	69	60	54	49	58	53	48	
5	65	55	48	43	64	54	48	43	53	47	42	
6	61	50	43	38	59	49	43	38	48	42	37	
7	56	46	39	34	55	45	38	34	44	38	33	
8	53	42	35	30	51	41	35	30	40	34	30	
9	49	38	32	27	48	38	32	27	37	31	27	
10	46	36	29	25	45	35	29	25	34	29	25	

Based on floor reflectance of 20



PHOTOMETRIC CURVE



Test Lamp: 2xF25TT
IES FILE: PO22-VL-F25TT-2.ies

Efficiency: 79.0%

CANDELA DISTRIBUTION

Vertical Angle	Horizontal Angles					Zonal Lumens
	0	22.5	45	67.5	90	
0	1634	1634	1634	1634	1634	
5	1617	1635	1612	1609	1630	87
15	1567	1583	1577	1618	1607	379
25	1483	1488	1506	1544	1546	643
35	1302	1319	1355	1367	1360	819
45	958	967	983	1012	1016	805
55	547	580	621	657	667	601
65	344	371	401	426	432	431
75	205	192	208	215	211	264
85	39	35	36	35	30	78
90	3	3	3	2	3	

LUMINANCE DATA (CD/M²)

Vertical Angle	Horizontal Angles		
	0	45	90
45	3132	3029	3320
55	2075	2176	2526
65	1613	1687	2021
75	1306	1139	1346
85	411	298	316

COEFFICIENTS OF UTILIZATION (%)

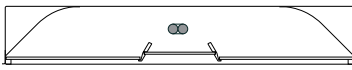
Ceiling	80				70				50			
	70	50	30	10	70	50	30	10	50	30	10	
Wall	94	94	94	94	92	92	92	92	88	88	88	
0	94	94	94	94	92	92	92	92	88	88	88	
1	87	83	80	78	85	82	79	76	78	76	74	
2	80	74	69	64	78	72	68	64	69	66	62	
3	73	65	59	54	71	64	58	54	62	57	53	
4	67	58	52	47	65	57	51	46	55	40	46	
5	62	52	46	41	60	52	45	40	50	44	40	
6	57	47	41	36	56	47	40	36	45	40	35	
7	53	43	37	32	52	43	36	32	41	36	32	
8	50	40	33	29	49	39	33	28	38	32	28	
9	47	36	30	26	46	36	30	26	35	29	26	
10	44	34	28	23	43	33	27	23	33	27	23	

Based on floor reflectance of 20

i All IES files are available for download at: www.axislighting.com

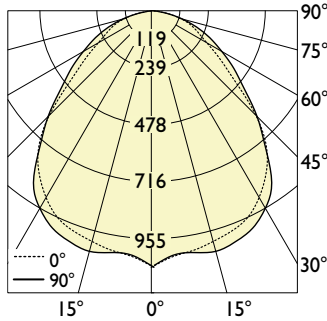
● **PHOTOMETRIC DATA**

1xF40TT



with **VL_{optics}**™

PHOTOMETRIC CURVE



Test Lamp: 1xF40TT
 IES FILE: PO22-VL-F40TT-1.ies

Efficiency: 83.2%

CANDELA DISTRIBUTION

Vertical Angle	Horizontal Angles					Zonal Lumens
	0	22.5	45	67.5	90	
0	1074	1074	1074	1074	1074	
5	1034	1048	1045	1042	1029	56
15	1001	1012	1029	1039	1044	244
25	956	968	972	1003	1005	417
35	837	847	867	880	880	527
45	620	619	620	627	627	508
55	350	362	388	407	423	377
65	217	234	254	266	272	271
75	129	125	131	138	135	168
85	25	23	23	22	22	51
90	2	2	2	2	1	

COEFFICIENTS OF UTILIZATION (%)

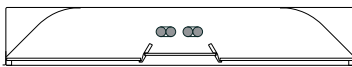
Ceiling	80				70				50			
	70	50	30	10	70	50	30	10	50	30	10	
Wall	70	50	30	10	70	50	30	10	50	30	10	
0	99	99	99	99	97	97	97	97	93	93	93	
1	92	88	85	82	89	86	83	80	83	80	78	
2	84	78	72	68	82	76	71	67	73	69	66	
3	77	69	63	57	75	68	62	57	65	60	56	
4	71	62	55	49	69	60	54	49	58	53	48	
5	65	55	48	43	64	54	48	43	53	47	42	
6	61	50	43	38	59	49	43	38	48	42	37	
7	56	46	39	34	55	45	38	34	44	38	33	
8	53	42	35	30	51	41	35	30	40	34	30	
9	49	38	32	27	48	38	32	27	37	31	27	
10	46	36	29	25	45	35	29	25	34	29	25	

Based on floor reflectance of 20

LUMINANCE DATA (CD/M²)

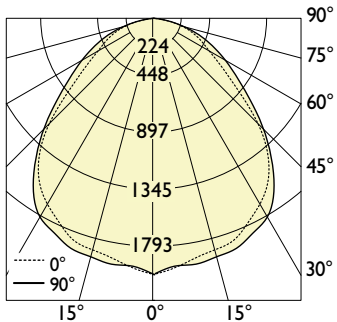
Vertical Angle	Horizontal Angles		
	0	45	90
45	2027	1909	2048
55	1329	1360	1601
65	1017	1070	1274
75	822	719	862
85	265	187	235

2 F40TT



with **VL_{optics}**™

PHOTOMETRIC CURVE



Test Lamp: 2xF40TT
 IES FILE: PO22-VL-F40TT-2.ies

Efficiency: 79.2%

CANDELA DISTRIBUTION

Vertical Angle	Horizontal Angles					Zonal Lumens
	0	22.5	45	67.5	90	
0	2017	2017	2017	2017	2017	
5	1971	1943	1932	1945	1958	105
15	1886	1907	1934	1932	1942	458
25	1774	1814	1838	1861	1865	780
35	1579	1609	1643	1675	1663	995
45	1173	1179	1212	1216	1235	979
55	661	703	749	798	811	732
65	422	451	486	510	524	523
75	241	238	251	259	257	322
85	49	43	44	41	38	95
90	4	4	3	3	3	

COEFFICIENTS OF UTILIZATION (%)

Ceiling	80				70				50			
	70	50	30	10	70	50	30	10	50	30	10	
Wall	70	50	30	10	70	50	30	10	50	30	10	
0	94	94	94	94	92	92	92	92	88	88	88	
1	87	84	81	78	85	82	79	76	78	76	74	
2	80	74	69	65	78	72	68	64	69	66	62	
3	73	65	59	55	71	64	59	54	62	57	53	
4	67	58	52	47	66	57	51	46	55	50	46	
5	62	52	46	41	61	52	45	40	50	44	40	
6	58	47	41	36	56	47	40	36	45	40	35	
7	54	43	37	32	52	43	36	32	41	36	32	
8	50	40	33	29	49	39	33	28	38	32	28	
9	47	36	30	26	46	36	30	26	35	29	26	
10	44	34	28	23	43	33	27	23	32	27	23	

Based on floor reflectance of 20

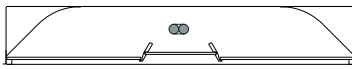
LUMINANCE DATA (CD/M²)

Vertical Angle	Horizontal Angles		
	0	45	90
45	3834	3735	4034
55	2506	2624	3073
65	1979	2048	2449
75	1540	1376	1635
85	519	365	395

i All IES files are available for download at: www.axislighting.com

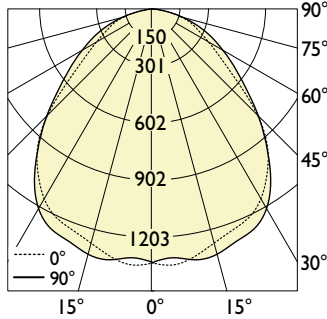
● **PHOTOMETRIC DATA**

1F50TT



with **VL_{opti}c™**

PHOTOMETRIC CURVE



Test Lamp: 1x F50TT
 IES FILE: PO22-VL-F50TT-1.ies

Efficiency: 83.2%

CANDELA DISTRIBUTION

Vertical Angle	Horizontal Angles					Zonal Lumens
	0	22.5	45	67.5	90	
0	1336	1336	1336	1336	1336	
5	1353	1330	1334	1313	1316	71
15	1277	1304	1312	1316	1338	312
25	1213	1218	1257	1268	1279	530
35	1063	1078	1102	1102	1096	669
45	792	781	791	797	798	644
55	441	458	493	516	537	478
65	277	292	319	342	349	345
75	163	157	170	175	172	214
85	32	28	31	28	27	64
90	3	2	2	2	2	

LUMINANCE DATA (CD/M²)

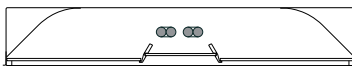
Vertical Angle	Horizontal Angles		
	0	45	90
45	2589	2437	2607
55	1673	1727	2032
65	1300	1342	1632
75	1043	931	1094
85	340	252	287

COEFFICIENTS OF UTILIZATION (%)

Ceiling	80			70			50				
	70	50	30	10	70	50	30	10	50	30	10
Wall	70	50	30	10	70	50	30	10	50	30	10
0	99	99	99	99	97	97	97	97	93	93	93
1	92	88	85	82	89	86	83	80	83	80	78
2	84	78	72	68	82	76	71	67	73	69	66
3	77	69	63	57	75	68	62	57	65	60	56
4	71	62	55	49	69	60	54	49	58	53	48
5	65	55	48	43	64	54	48	43	53	47	42
6	61	50	43	38	59	49	43	38	48	42	37
7	56	46	39	34	55	45	38	34	44	38	33
8	53	42	35	30	51	41	35	30	40	34	30
9	49	38	32	27	48	38	32	27	37	31	27
10	46	36	29	25	45	35	29	25	34	29	25

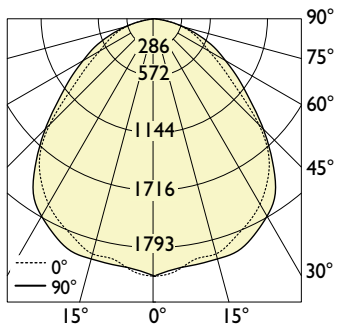
Based on floor reflectance of 20

2 F50TT



with **VL_{opti}c™**

PHOTOMETRIC CURVE



Test Lamp: 2x F50TT
 IES FILE: PO22-VL-F50TT-2.ies

Efficiency: 79.1%

CANDELA DISTRIBUTION

Vertical Angle	Horizontal Angles					Zonal Lumens
	0	22.5	45	67.5	90	
0	2574	2574	2574	2574	2574	
5	2536	2498	2498	2510	2511	135
15	2434	2425	2429	2469	2485	582
25	2250	2287	2324	2368	2388	989
35	1990	2038	2087	2111	2130	1262
45	1498	1507	1526	1559	1561	1243
55	842	892	949	1004	1040	926
65	527	574	619	654	673	662
75	305	297	323	331	321	407
85	60	55	54	56	50	120
90	5	4	4	4	3	

LUMINANCE DATA (CD/M²)

Vertical Angle	Horizontal Angles		
	0	45	90
45	4898	4701	5099
55	3193	3326	3938
65	2471	2606	3150
75	1946	1771	2043
85	625	446	519

COEFFICIENTS OF UTILIZATION (%)

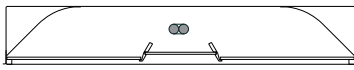
Ceiling	80			70			50				
	70	50	30	10	70	50	30	10	50	30	10
Wall	70	50	30	10	70	50	30	10	50	30	10
0	94	94	94	94	92	92	92	92	88	88	88
1	87	84	81	78	85	82	79	77	79	76	74
2	80	74	69	65	78	72	68	64	70	66	62
3	73	65	59	55	71	64	59	54	62	57	53
4	67	58	52	47	66	57	51	47	55	50	46
5	62	53	46	41	61	52	45	41	50	44	40
6	58	48	41	36	56	47	40	36	45	40	35
7	54	43	37	32	52	43	36	32	41	36	32
8	50	40	33	29	49	39	33	29	38	32	28
9	47	36	30	26	46	36	30	26	35	30	26
10	44	34	28	24	43	33	27	23	32	27	23

Based on floor reflectance of 20

i All IES files are available for download at: www.axislighting.com

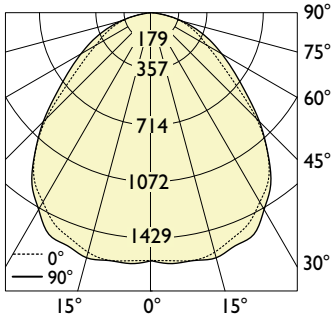
● **PHOTOMETRIC DATA**

1 F55TT



with **VL_{optic}**

PHOTOMETRIC CURVE



Test Lamp: 1x F55TT
 IES FILE: PO22-VL-F55TT-1.ies

Efficiency: 83.7%

CANDELA DISTRIBUTION

Vertical Angle	Horizontal Angles					Zonal Lumens
	0	22.5	45	67.5	90	
0	1570	1570	1570	1570	1570	
5	1577	1586	1606	1581	1596	85
15	1571	1563	1576	1588	1608	375
25	1473	1477	1509	1525	1550	639
35	1301	1313	1336	1335	1329	808
45	951	950	952	965	977	780
55	531	559	595	622	642	578
65	339	360	389	413	418	415
75	196	188	201	216	209	258
85	37	34	34	34	31	77
90	3	3	3	2	3	

COEFFICIENTS OF UTILIZATION (%)

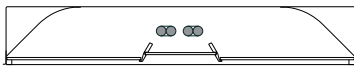
Ceiling	80			70			50				
	70	50	30	10	70	50	30	10	50	30	10
Wall	70	50	30	10	70	50	30	10	50	30	10
0	100	100	100	100	98	98	98	98	93	93	93
1	92	89	85	82	90	87	84	81	83	81	79
2	85	78	73	68	82	77	72	68	74	70	66
3	78	69	63	58	76	68	62	57	66	61	56
4	71	62	55	50	70	61	54	49	59	53	49
5	66	56	49	43	64	55	48	43	53	47	43
6	61	50	43	38	60	50	43	38	48	42	38
7	57	46	39	34	55	45	39	34	44	38	34
8	53	42	35	31	52	42	35	30	40	34	30
9	50	39	32	28	48	38	32	28	37	31	27
10	47	36	29	25	46	35	29	25	35	29	25

Based on floor reflectance of 20

LUMINANCE DATA (CD/M²)

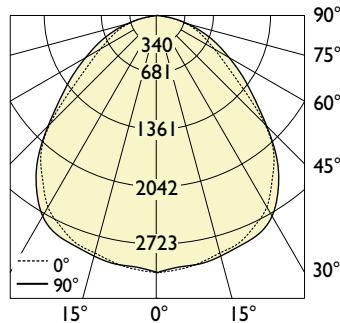
Vertical Angle	Horizontal Angles		
	0	45	90
45	3110	2932	3191
55	2016	2086	2433
65	1588	1637	1954
75	1252	1102	1332
85	393	282	322

2 F55TT



with **VL_{optic}**

PHOTOMETRIC CURVE



Test Lamp: 2x F55TT
 IES FILE: PO22-VL-F55TT-2.ies

Efficiency: 79.7%

CANDELA DISTRIBUTION

Vertical Angle	Horizontal Angles					Zonal Lumens
	0	22.5	45	67.5	90	
0	3063	3063	3063	3063	3063	
5	3038	2988	3031	2964	3009	162
15	2993	3003	2987	2984	3004	704
25	2882	2866	2902	2922	2919	1199
35	2636	2637	2734	2771	2760	1528
45	2182	2235	2245	2220	2239	1500
55	1342	1394	1445	1511	1518	1123
65	799	851	928	985	1002	798
75	510	523	569	606	593	492
85	213	195	205	212	206	146
90	7	6	5	5	4	

COEFFICIENTS OF UTILIZATION (%)

Ceiling	80			70			50				
	70	50	30	10	70	50	30	10	50	30	10
Wall	70	50	30	10	70	50	30	10	50	30	10
0	95	95	95	95	93	93	93	93	89	89	89
1	88	84	81	78	86	82	80	77	79	77	75
2	80	74	69	65	78	73	68	64	70	66	63
3	74	66	60	55	72	65	59	54	62	57	53
4	68	59	52	47	66	58	52	47	56	50	46
5	63	53	46	41	61	52	46	41	50	45	40
6	58	48	41	36	57	47	41	36	46	40	36
7	54	44	37	32	53	43	37	32	42	36	32
8	50	40	33	29	49	39	33	29	38	33	29
9	47	37	30	26	46	36	30	26	35	30	26
10	44	34	28	24	43	33	28	24	33	27	24

Based on floor reflectance of 20

LUMINANCE DATA (CD/M²)

Vertical Angle	Horizontal Angles		
	0	45	90
45	5989	5679	6078
55	3826	4041	4738
65	2997	3106	3720
75	2315	2140	2535
85	720	553	625

i All IES files are available for download at: www.axislighting.com