

● **PROJECT INFORMATION**

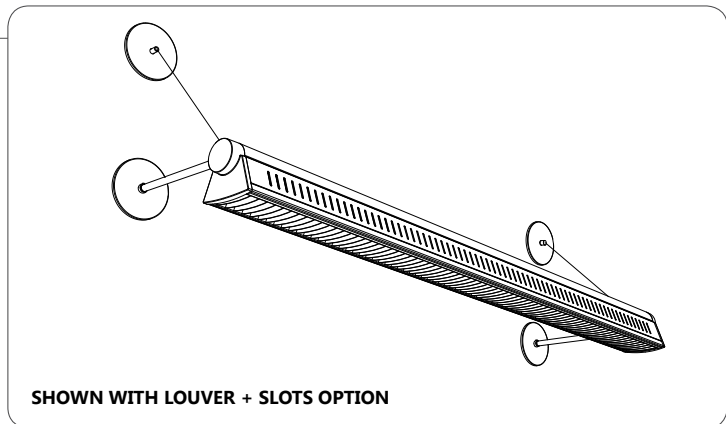
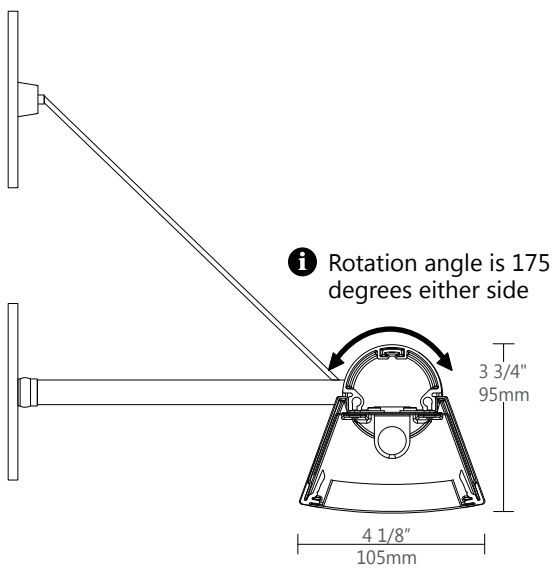
Project:

Type:

Notes:

● **DIMENSIONS**

SECTION VIEWS



● **ORDERING CODE**

1	2	3	4	5	6	7	8	9	10	11	12	13	14	15
---	---	---	---	---	---	---	---	---	----	----	----	----	----	----

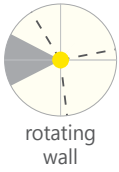
● **PRODUCT SPECIFICATIONS**

1 PRODUCT ID	2 CENTER OPTICS	3 SIDE OPTICS	4 LENGTH/FT	5 LAMP	6 LAMP CONFIGURATION
<b>PMWR</b> wall rotating	<b>SS</b> semi spec. baffles <sup>(1)</sup> <b>SB</b> white solid baffles <sup>(1)</sup> <b>S</b> satin lens <b>F</b> frosted lens	<b>P</b> perforated <b>SL</b> slotted <b>B</b> blank	<b>4</b> 4' <b>8</b> 8' <b>S#</b> System Run	<b>T5</b> T5 <b>T5HO</b> T5HO <b>T8</b> T8	<b>1</b> 1 lamp <b>2</b> 2 lamps <sup>(2)</sup>
					(1) Not available for indirect
					(2) Not available for T8

7 FINISH	8 VOLTAGE	9 BALLAST	10 CIRCUITS	11 MOUNTING/SUSPENSION
<b>AP</b> aluminum paint <b>W</b> white <b>BLK</b> black <b>C</b> custom	<b>120</b> 120V <b>277</b> 277V <b>347</b> 347V <sup>(3)</sup> <b>UNV</b> universal	<b>D</b> dimming <b>E</b> instant start <sup>(4)</sup> <b>ERS</b> program start <b>BI</b> bi-level dimming	<b>1</b> 1 regular <b>2</b> 2 regular <b>2A/B</b> 2 alternating <b>+E#</b> emergency section <b>+NL#</b> night light section <b>+GTD#</b> generator transfer device	<b>SA#</b> drywall+stem length >24" (18" std.)
(3) Consult factory		(4) Available with T8 lamp only		

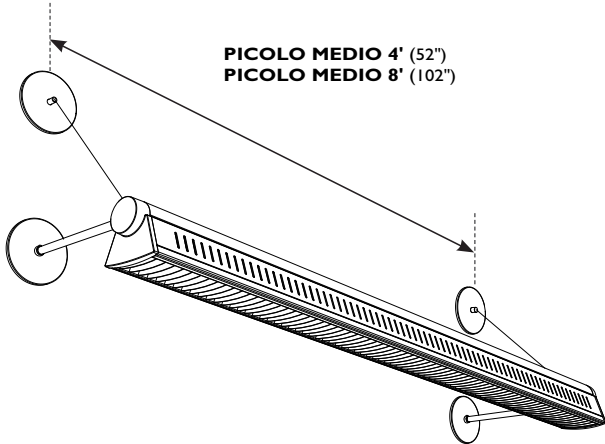
12 BATTERY	13 OTHER	14 IC CONTROLS	15 CUSTOM
<b>B#</b> battery pack 4' sections	<b>F</b> fuse	<b>DS#</b> daylight sensor See integrated controls guide for further details	<b>C</b> custom Please specify

● **LIGHT DISTRIBUTION**

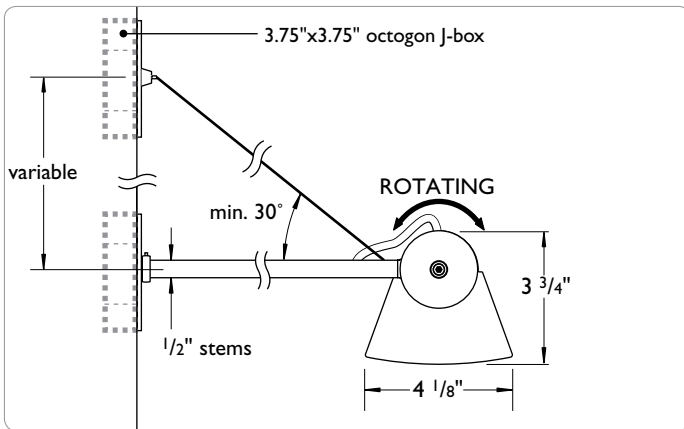


● **MOUNTING SPACING**

PICOLO MEDIO Mounting Points:



● **MOUNTING**



**MOUNTING DETAIL**

**i** Installation sheets for all mounting options are available at: [www.axislighting.com](http://www.axislighting.com)

● **OTHER MOUNTING OPTIONS**

PICOLO MEDIO is also available in pendant, wall and rotating pendant mounted options.

**i** Specification sheets for all mounting options are available for download at [www.axislighting.com](http://www.axislighting.com)

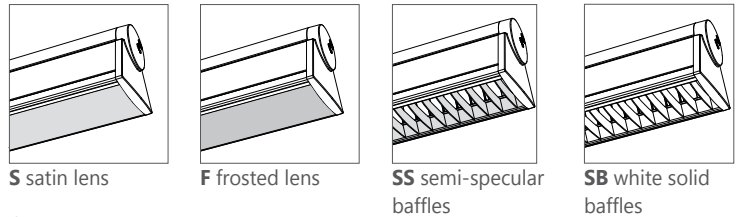
● **CONSTRUCTION**

- Housing** Extruded aluminium (0.070" nominal) up to 70% recycled content
- Rotating End Cap** Die cast zinc (0.080" nominal)
- Housing Side** Die Formed Sheet steel (18 gauge)
- Interior Brackets** Die formed Sheet Steel (20 gauge)
- Reflectors** Die formed Sheet Steel (18 gauge)
- Lens joiners** Die cast zinc (0.070" nominal)
- Baffles** Die Formed aluminium (22 gauge)
- Frosted** PMMA frosted finish (0.060" nominal) 85% trans.
- Satin lens** PMMA satin finish (0.060" nominal) 68% trans.
- Side Optic** Slots, perfs and blanks. Cold rolled metal sheet (20 gauge) with powder painted custom color

● **WEIGHT**

- 4 ft** 11.2 lbs / 5.1 Kg
- 8 ft** 22.4 lbs / 10.2 Kg

● **CENTER OPTICS OPTIONS**



● **SIDE OPTICS OPTIONS**



● **FINISH**

Aluminium paint, Powder Coated and custom finishes are also available.

● **ELECTRICAL**

- Ballast** Electronic IS, Electronic Rapid Start, Dimming (0-10V, Line, EcoSystem, DALI), BI-level dimming With preinstalled ballast disconnect as per NEC & CEC
- Emergency** Emergency battery pack or emergency circuit
- Voltage** 120V, 277V, 347V, UNV

● **APPROVALS**

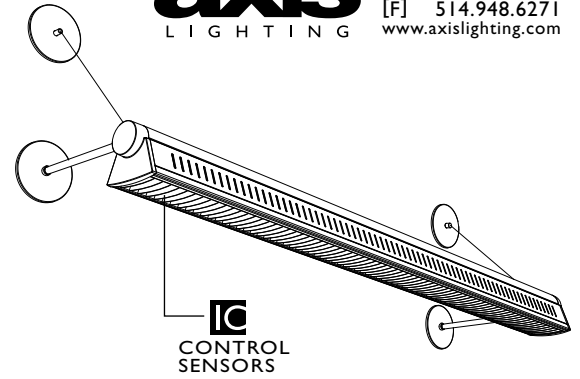
Certified to UL and CUL standards Suitable for damp locations.

● **INTEGRATED CONTROL OPTIONS**

PICOLO MEDIO luminaires allow the use of integrated controls such as daylight sensors (DS).

This can be seamlessly integrated into our luminaires. The control system could be used to optimize the lighting of the space by reducing energy consumption through daylight harvesting, thereby improving the overall interior environment and allowing for LEED credits.

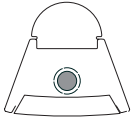
- Consult factory for other options.
- Refer to IC brochure for more information.



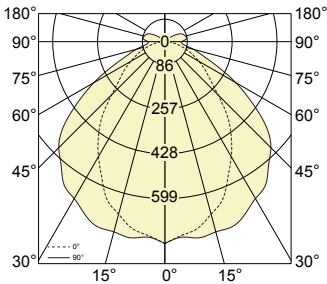
SENSORS	BRAND	Model	TYPE	CODE	COMPATIBLE DIMMING BALLAST
Daylight Sensor (DS)	Philips	Luxsense	Daylight	PL	0-10V

● **PHOTOMETRIC DATA**

**I T5**



**PHOTOMETRIC CURVE**



**Test Lamp: 1xF28T5**  
 IES FILE: PM-SB-SL-T5-1

**Efficiency: 66.2%**

**CANDELA DISTRIBUTION**

Vertical Angle	Horizontal Angles					Zonal Lumens
	0	22.5	45	67.5	90	
0	770	770	770	770	770	
5	742	738	754	750	748	40
15	681	689	702	734	751	170
25	570	596	641	698	725	278
35	441	466	540	608	669	334
45	287	319	397	508	572	329
55	188	197	258	366	407	271
65	118	123	147	202	218	182
75	60	66	81	107	113	105
85	19	23	36	59	65	53
90	3	7	26	56	64	
95	1	5	28	63	78	35
105	2	6	33	71	81	40
115	3	7	31	62	70	36
125	4	8	18	33	38	22
135	5	8	12	8	10	9
145	6	10	11	6	8	6
155	10	10	8	6	9	4
165	11	11	8	8	9	3
175	13	12	12	10	12	2
180	11	11	11	11	11	

**COEFFICIENTS OF UTILIZATION (%)**

Ceiling	80			70			50				
	70	50	30	10	70	50	30	10	50	30	10
Wall	70	50	30	10	70	50	30	10	50	30	10
0	78	78	78	78	75	75	75	75	71	71	71
1	71	68	66	63	69	66	64	62	63	61	59
2	65	60	56	52	63	59	55	51	55	52	49
3	60	53	48	44	58	52	47	44	49	45	42
4	55	48	42	38	53	46	41	37	44	40	36
5	51	43	37	33	49	42	37	33	40	35	32
6	47	39	33	29	46	38	33	29	36	32	28
7	44	35	30	26	42	35	29	26	33	28	25
8	41	32	27	23	40	32	27	23	30	26	23
9	38	30	24	21	37	29	24	21	28	24	20
10	36	27	22	19	35	27	22	19	26	22	19

Based on floor reflectance of 20

**LUMINANCE DATA (CD/M<sup>2</sup>)**

Vertical Angle	Horizontal Angles		
	0	45	90
45	2761	2422	3100
55	2167	1653	2258
65	1760	1025	1280
75	1340	635	725
85	874	342	477

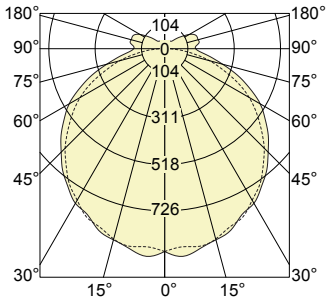
**i** All IES files are available for download at: [www.axislighting.com](http://www.axislighting.com)

● **PHOTOMETRIC DATA**

**I T5HO**



**PHOTOMETRIC CURVE**



**Test Lamp: 1x F54T5HO**  
 IES FILE: PM-S-SL-T5HO-1

**Efficiency: 64.5%**

**CANDELA DISTRIBUTION**

Vertical Angle	Horizontal Angles					Zonal Lumens
	0	22.5	45	67.5	90	
0	908	908	908	908	908	
5	890	915	909	917	933	49
15	882	867	890	882	886	211
25	830	825	829	830	819	352
35	742	742	744	753	755	451
45	630	640	639	650	655	495
55	502	512	520	535	549	480
65	361	362	378	413	420	409
75	208	214	230	263	268	285
85	69	77	102	145	159	150
90	13	23	62	119	139	
95	2	9	53	116	141	73
105	4	12	64	132	155	76
115	6	13	57	124	148	71
125	8	16	39	79	98	49
135	10	18	33	44	51	28
145	13	20	31	39	42	20
155	18	22	28	32	35	14
165	27	27	26	27	27	9
175	31	31	30	30	29	4
180	32	32	32	32	32	

**COEFFICIENTS OF UTILIZATION (%)**

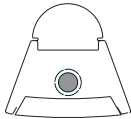
Ceiling	80			70			50				
	70	50	30	10	70	50	30	10	50	30	10
Wall	70	50	30	10	70	50	30	10	50	30	10
0	75	75	75	75	73	73	73	73	68	68	68
1	68	65	62	58	66	63	60	56	59	56	53
2	62	56	51	46	59	54	50	45	51	47	43
3	56	49	43	37	54	47	42	36	44	40	35
4	51	43	37	31	49	42	36	30	39	35	29
5	47	38	32	26	45	37	32	26	35	30	25
6	43	34	29	23	41	33	28	22	32	27	22
7	40	31	25	20	38	30	25	19	29	24	19
8	37	28	23	17	36	28	22	17	26	22	17
9	35	26	21	16	33	25	20	15	24	20	15
10	32	24	19	14	31	23	18	14	22	18	14

Based on floor reflectance of 20

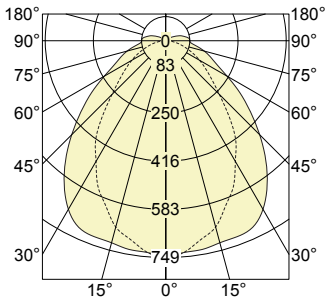
**LUMINANCE DATA (CD/M<sup>2</sup>)**

Vertical Angle	Horizontal Angles		
	0	45	90
45	6066	3901	3549
55	5795	3328	3047
65	5402	2630	2468
75	4627	1812	1726
85	3157	956	1176

**I T8**



**PHOTOMETRIC CURVE**



**Test Lamp: 1x F32T8**  
 IES FILE: PM-SB-S-T8-1

**Efficiency: 60.8%**

**CANDELA DISTRIBUTION**

Vertical Angle	Horizontal Angles					Zonal Lumens
	0	22.5	45	67.5	90	
0	749	749	749	749	749	
5	734	730	738	726	734	39
15	667	671	680	708	723	166
25	554	570	613	663	711	267
35	422	441	510	569	611	316
45	262	294	366	424	459	294
55	169	175	217	283	313	224
65	105	111	130	180	195	157
75	54	60	79	122	138	105
85	16	21	41	78	88	62
90	3	7	32	70	83	
95	1	5	28	67	82	40
105	2	6	25	53	62	33
115	3	7	20	35	36	23
125	5	8	15	17	16	13
135	6	9	13	7	6	7
145	7	10	11	5	8	6
155	9	10	9	6	9	4
165	12	11	10	9	10	3
175	12	13	13	14	11	2
180	13	13	13	13	13	

**COEFFICIENTS OF UTILIZATION (%)**

Ceiling	80			70			50				
	70	50	30	10	70	50	30	10	50	30	10
Wall	70	50	30	10	70	50	30	10	50	30	10
0	71	71	71	71	69	69	69	69	65	65	65
1	65	63	60	58	63	61	59	57	58	56	54
2	60	55	51	48	58	54	50	47	51	48	45
3	55	49	44	41	53	48	44	40	45	42	39
4	51	44	39	35	49	43	38	35	41	37	34
5	47	40	34	31	45	39	34	30	37	33	30
6	44	36	31	27	42	35	30	27	34	29	26
7	41	33	28	24	39	32	27	24	31	27	23
8	38	30	25	22	37	29	25	22	28	24	21
9	35	28	23	20	34	27	23	20	26	22	19
10	33	26	21	18	32	25	21	18	24	20	18

Based on floor reflectance of 20

**LUMINANCE DATA (CD/M<sup>2</sup>)**

Vertical Angle	Horizontal Angles		
	0	45	90
45	2527	2236	2489
55	1945	1388	1734
65	1571	903	1147
75	1208	619	888
85	749	383	649

**i** All IES files are available for download at: [www.axislighting.com](http://www.axislighting.com)