

● **PROJECT INFORMATION**

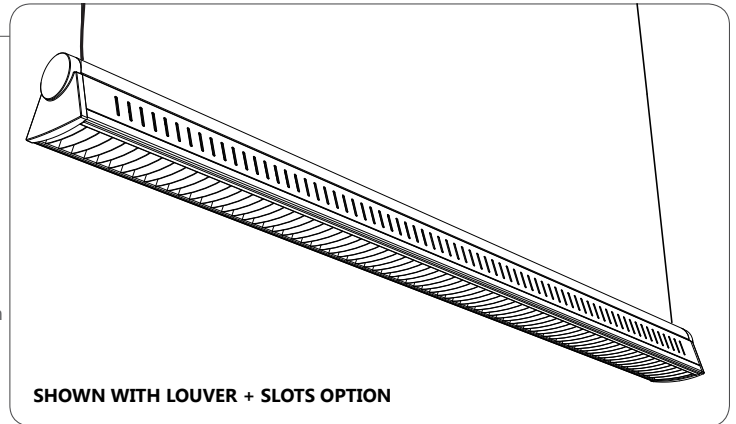
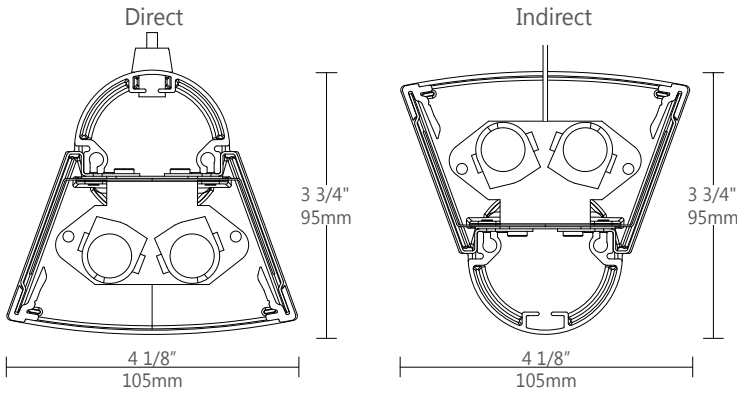
Project:

Type:

Notes:

● **DIMENSIONS**

SECTION VIEWS



● **ORDERING CODE**

1	2	3	4	5	6	7	8	9	10	11	12	13	14	15
---	---	---	---	---	---	---	---	---	----	----	----	----	----	----

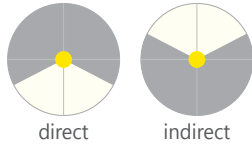
● **PRODUCT SPECIFICATIONS**

PRODUCT ID	2 CENTER OPTICS	3 SIDE OPTICS	4 LENGTH/FT	5 LAMP	6 LAMP CONFIGURATION	7 FINISH
PMI pendant indirect	SB white solid baffles ⁽¹⁾	SL slotted	8 8'	T5HO T5HO	2 2 lamps ⁽²⁾	W white
PMD pendant direct	SS semi spec. baffles ⁽¹⁾	P perforated	4 4'	T5 T5	1 1 lamp	AP aluminum paint
	S satin lens	B blank	12 12'	T8 T8		BLK black
	F frosted lens		S# System Run			C custom
	(1) Not available for indirect				(2) Not available for T8	

8 VOLTAGE	9 BALLAST	10 CIRCUITS	11 MOUNTING/SUSPENSION	12 BATTERY
120 120V	D dimming	1 1 regular	CA# drywall+cable length (36" std.)	B# battery pack 4' sections
277 277V	E instant start ⁽⁴⁾	2 2 regular	CT9-# TB/TG 9/16+cable length (36" std.)	
347 347V ⁽³⁾	ERS program start	2A/B 2 alternating	CT15-# TB/TG15/16+cable length (36" std.)	
UNV universal	BI bi-level dimming	+E# emergency section	CTS# ST+cable length (36" std.)	
		+NL# night light section	SA# drywall+stem length >48" (18" std.)	
		+GTD# generator transfer device		
(3) Consult factory		(4) Available with T8 lamp only		

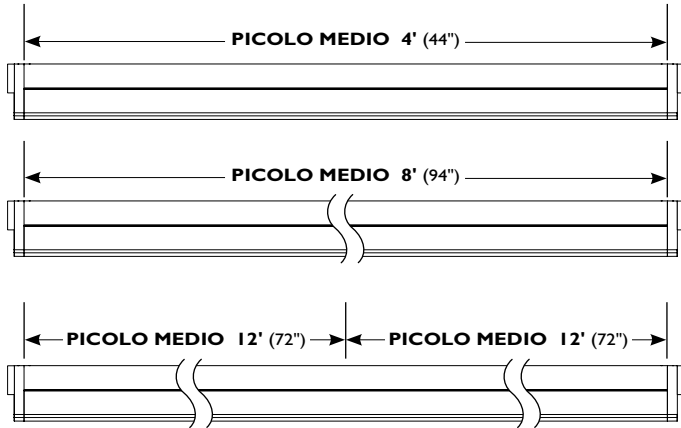
13 OTHER	14 IC CONTROLS	15 CUSTOM
F fuse	DS# daylight sensor	C custom
	See integrated controls guide for further details	Please specify

● **LIGHT DISTRIBUTION**



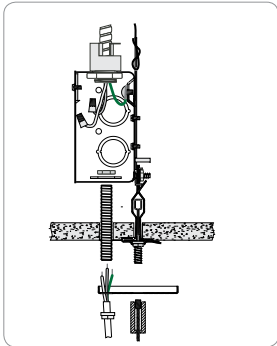
● **SUSPENSION / MOUNTING SPACING**

Between Mounting Points:



i Row configuration and mounting spacing files are available for download at: www.axislighting.com

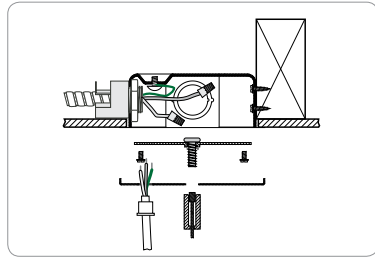
● **MOUNTING OPTIONS**



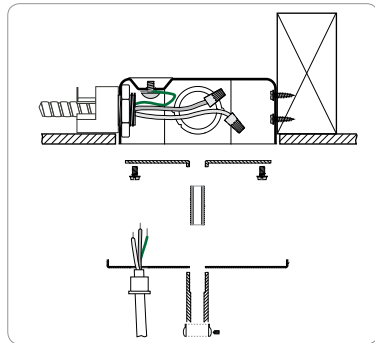
CT TILE CEILING - ON GRID

Mounting options are also available for slope ceiling and seismic bracing.

i Installation sheets for all mounting options are available at: www.axislighting.com



CA DRYWALL CEILING



SA STEM MOUNT IN DRYWALL CEILING

● **APPROVALS**

Certified to UL and CUL standards Suitable for damp locations.

● **SYSTEMS (S#)**

Runs of PICOLO MEDIO that are greater than 12ft in length are designated as systems (S#). This means that the run is comprised of a combination of sections to be assembled on site using our joining system. For more information on systems and joining, please refer to the PICOLO MEDIO installation sheets available for download at www.axislighting.com

● **OTHER MOUNTING OPTIONS**

PICOLO MEDIO is also available in wall mounted option.

i Specification sheets for all mounting options are available for download at www.axislighting.com

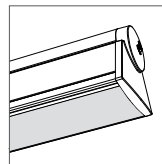
● **CONSTRUCTION**

Housing	Extruded aluminium (0.070" nominal) up to 70% recycled content
End Cap	Die cast zinc (0.080" nominal)
Housing Side	Die Formed Sheet steel (18 gauge)
Interior Brackets	Die formed Sheet Steel (20 gauge)
Reflectors	Die formed Sheet Steel (18 gauge)
Lens joiners	Die cast zinc (0.070" nominal)
Baffles	Die Formed aluminium (22 gauge)
Frosted lens	PMMA frosted finish (0.060" nominal) 85% trans.
Satin lens	PMMA satin finish (0.060" nominal) 68% trans.
Side Optic	Slots, perfs and blanks. Cold rolled metal sheet (20 gauge) with powder painted custom color

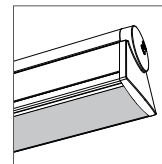
● **WEIGHT**

4 ft	11.2 lbs / 5.1 Kg
8 ft	22.4 lbs / 10.2 Kg
12 ft	33.6 lbs / 15.3 Kg

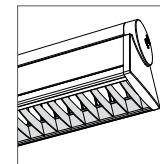
● **CENTER OPTICS OPTIONS**



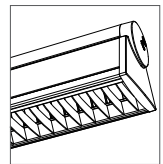
S satin lens



F frosted lens

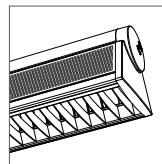


SS semi-specular baffles

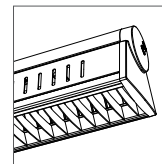


SB white solid baffles

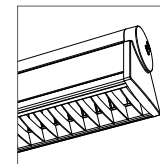
● **SIDE OPTICS OPTIONS**



P perforated



SL slotted



B blank

● **ELECTRICAL**

Ballast Electronic IS, Electronic Rapid Start, Dimming (0-10V, Line, EcoSystem, DALI), BI-level dimming With preinstalled ballast disconnect as per NEC & CEC

Emergency Emergency battery pack or emergency circuit

Voltage 120V, 277V, 347V, UNV

● **FINISH**


Aluminium paint, Powder Coated and custom finishes are also available.

● **INTEGRATED CONTROL OPTIONS**

PICOLO MEDIO luminaires allow the use of integrated controls such as daylight sensors (DS).

This can be seamlessly integrated into our luminaires. The control system could be used to optimize the lighting of the space by reducing energy consumption through daylight harvesting, thereby improving the overall interior environment and allowing for LEED credits.

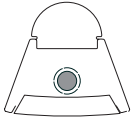
- Consult factory for other options.
- Refer to IC brochure for more information.



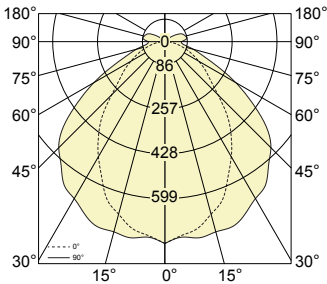
SENSORS	BRAND	Model	TYPE	CODE	COMPATIBLE DIMMING BALLAST
Daylight Sensor (DS)	Philips	Luxsense	Daylight	PL	0-10V

● **PHOTOMETRIC DATA**

I T5



PHOTOMETRIC CURVE



Test Lamp: 1xF28T5
 IES FILE: PM-F-B-T5-1

Efficiency: 69.8%

CANDELA DISTRIBUTION

Vertical Angle	Horizontal Angles					Zonal Lumens
	0	22.5	45	67.5	90	
0	798	798	798	798	798	
5	794	797	814	809	818	43
15	785	776	782	789	789	182
25	706	724	724	720	716	292
35	623	622	628	629	634	351
45	505	508	514	520	517	358
55	387	396	395	395	402	317
65	274	276	279	281	285	245
75	169	173	175	176	175	158
85	84	85	86	87	87	72
90	8	10	13	17	16	

COEFFICIENTS OF UTILIZATION (%)

Ceiling	80			70			50				
	70	50	30	10	70	50	30	10	50	30	10
Wall	70	50	30	10	70	50	30	10	50	30	10
0	83	83	83	83	81	81	81	81	78	78	78
1	76	73	70	66	74	71	68	65	68	66	63
2	69	64	59	53	67	62	58	53	60	56	52
3	63	56	50	44	62	55	50	44	53	48	43
4	58	50	44	37	57	49	43	37	47	42	37
5	54	45	39	32	52	44	38	32	42	37	32
6	50	40	34	28	48	40	34	28	38	33	28
7	46	37	31	25	45	36	30	25	35	30	25
8	43	34	28	22	42	33	28	22	32	27	22
9	40	31	25	20	39	31	25	20	30	25	20
10	38	29	23	18	37	28	23	18	28	23	18

Based on floor reflectance of 20

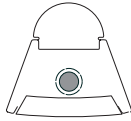
LUMINANCE DATA (CD/M²)

Vertical Angle	Horizontal Angles		
	0	45	90
45	4314	2784	2498
55	3806	2159	1884
65	3333	1580	1351
75	2765	1011	845
85	2045	443	350

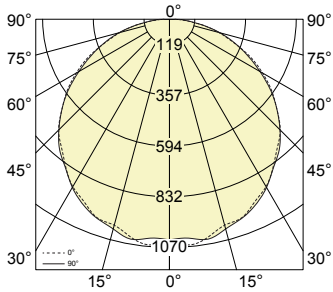
i All IES files are available for download at: www.axislighting.com

● **PHOTOMETRIC DATA**

I T5HO



PHOTOMETRIC CURVE



Test Lamp: IxF54T5HO
 IES FILE: PM-S-B-T5HO-1
Efficiency: 63.9%

CANDELA DISTRIBUTION

Vertical Angle	Horizontal Angles					Zonal Lumens
	0	22.5	45	67.5	90	
0	1034	1034	1034	1034	1034	
5	1062	1066	1048	1070	1030	57
15	1000	1012	1011	1023	1018	242
25	945	953	942	951	958	404
35	847	852	856	854	850	516
45	735	730	727	728	733	562
55	586	583	581	580	579	537
65	419	415	417	415	406	443
75	240	238	238	240	245	293
85	79	78	80	83	85	129
90	25	29	33	37	42	

COEFFICIENTS OF UTILIZATION (%)

Ceiling	80			70			50				
	70	50	30	10	70	50	30	10	50	30	10
Wall	70	50	30	10	70	50	30	10	50	30	10
0	76	76	76	76	75	75	75	75	71	71	71
1	69	66	63	59	68	65	62	58	62	60	57
2	63	57	53	47	61	56	52	47	54	50	46
3	57	50	45	39	55	49	44	38	47	43	38
4	52	44	38	32	51	43	38	32	42	37	32
5	48	39	34	27	47	39	33	27	37	32	27
6	44	35	30	24	43	35	29	24	34	29	23
7	41	32	26	21	40	32	26	21	31	26	21
8	38	29	24	18	37	29	24	18	28	23	18
9	36	27	21	16	35	26	21	16	26	21	16
10	33	25	20	15	33	24	19	15	24	19	15

Based on floor reflectance of 20

LUMINANCE DATA (CD/M²)

Vertical Angle	Horizontal Angles		
	0	45	90
45	7080	4437	3973
55	6759	3719	3213
65	6268	2902	2386
75	5335	1873	1578
85	3628	755	624

COEFFICIENTS OF UTILIZATION (%)

Ceiling	80			70			50				
	70	50	30	10	70	50	30	10	50	30	10
Wall	70	50	30	10	70	50	30	10	50	30	10
0	77	77	77	77	76	76	76	76	72	72	72
1	71	68	65	61	69	66	64	60	64	61	59
2	65	59	55	50	63	58	54	49	56	52	48
3	59	52	47	41	58	51	47	41	49	45	40
4	54	47	41	35	53	46	41	35	44	40	35
5	50	42	36	30	49	41	36	30	40	35	30
6	46	38	32	26	45	37	32	26	36	31	26
7	43	34	29	23	42	34	29	23	33	28	23
8	40	32	26	21	39	31	26	21	30	26	21
9	38	29	24	19	37	29	24	19	28	23	19
10	35	27	22	17	35	27	22	17	26	21	17

Based on floor reflectance of 20

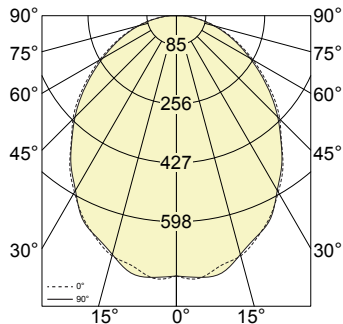
LUMINANCE DATA (CD/M²)

Vertical Angle	Horizontal Angles		
	0	45	90
45	4091	2571	2257
55	3589	1975	1671
65	3086	1426	1170
75	2570	925	736
85	1812	394	311

I T8



PHOTOMETRIC CURVE



Test Lamp: IxF32T8
 IES FILE: PM-F-B-T8-1

Efficiency: 64.8%

i All IES files are available for download at: www.axislighting.com