



PENDANT MOUNT

● PROJECT INFORMATION


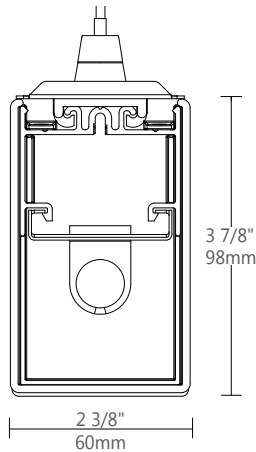
Project:

Type:

Notes:

● DIMENSIONS

END VIEW



● ORDERING CODE

1	2	3	4	5	6	7	8	9	10	11	12	13
---	---	---	---	---	---	---	---	---	----	----	----	----

1 PRODUCT ID	2 OPTICS	3 LENGTH/FT	4 LAMP	5 LAMP CONFIGURATION	6 FINISH
MB pendant	C clear lens S satin lens	2 2' 3 3' 4 4' 6 6' 8 8' 12 12' S# System Run	T5 T5 T5HO T5HO	1 1 lamp	AP aluminum paint W white BLK black C custom

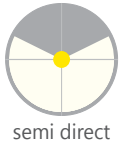
7 VOLTAGE	8 BALLAST	9 CIRCUITS	10 MOUNTING/SUSPENSION	11 BATTERY
120 120V 277 277V 347 347V ⁽¹⁾ UNV universal	D dimming ERS program start BI bi-level dimming	1 1 regular 2A/B 2 alternating +E# emergency section +NL# night light section +GTD# generator transfer device	CA# drywall+cable length (36" std.) CT9-# TB/TG 9/16+cable length (36" std.) CT15-# TB/TG15/16+cable length (36" std.) CTS# ST+cable length (36" std.) SA# drywall+stem length >48" (18" std.)	B# battery pack 4' sections

(1) Consult factory

12 OTHER	13 CUSTOM
F fuse	C custom
	Please specify



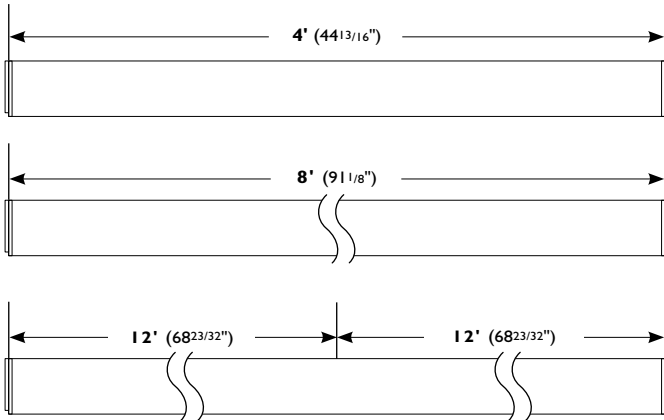
● LIGHT DISTRIBUTION



semi direct

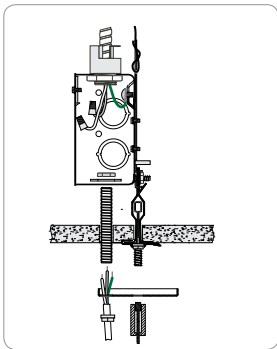
● SUSPENSION / MOUNTING SPACING

Between Mounting Points:



i Row configuration and mounting spacing file is available for download at: www.axislighting.com

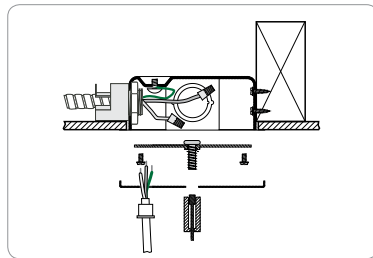
● MOUNTING OPTIONS



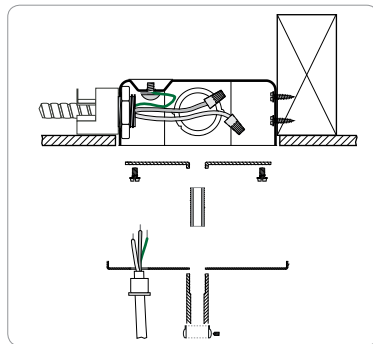
CT TILE CEILING - ON GRID

Mounting options are also available for slope ceiling and seismic bracing.

i Installation sheets for all mounting options are available at: www.axislighting.com



CA DRYWALL CEILING



SA STEM MOUNT IN DRYWALL CEILING

● SYSTEMS (S#)

Runs of MINI BOX that are greater than 12ft in length are designated as systems (S#). This means that the run is comprised of a combination of sections to be assembled on site using our joining system. For more information on systems and joining, please refer to the MINI BOX installation sheets available for download at www.axislighting.com

● OTHER MOUNTING OPTIONS

MINI BOX is also available in wall and surface mounted options.

i Specification sheets for all mounting options are available for download at www.axislighting.com

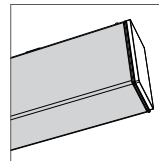
● CONSTRUCTION

Housing	Extruded aluminium (0.062" nominal) up to 70% recycled content
End Cap	Die cast zinc (0.065" nominal)
Joiners	Die cast zinc (0.070" nominal)
Interior Brackets	Die formed Sheet Steel (20 gauge)
Reflectors	Die formed Sheet Steel (18 gauge)
Lens joiners	Die cast zinc (0.070" nominal)
Satin lens	Extruded Acrylic (0.100" nominal) Satin: 68% trans.
Clear lens	Extruded Acrylic (0.100" nominal) Clear: 100% trans.

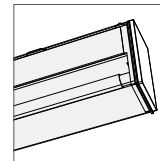
● WEIGHT

MINI BOX 4 ft	8.4 lbs / 3.9 Kg
MINI BOX 8 ft	16.8 lbs / 7.7 Kg
MINI BOX 12 ft	25.2 lbs / 11.6 Kg

● OPTICS OPTIONS



S satin lens



C clear lens

● FINISH

Aluminium paint, Powder Coated and custom finishes are also available.

● ELECTRICAL

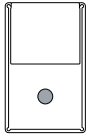
Ballast	Electronic IS, Electronic Rapid Start, Dimming (0-10V, Line, EcoSystem, DALI), BI-level dimming With preinstalled ballast disconnect as per NEC & CEC
Emergency	Emergency battery pack or emergency circuit
Voltage	120V, 277V, 347V, UNV

● APPROVALS

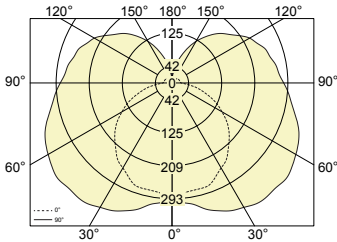
Certified to UL and CUL standards Suitable for damp locations.

PHOTOMETRIC DATA

I T5



PHOTOMETRIC CURVE



Test Lamp: IxF28T5
 IES FILE: MB-S-T5-1

Efficiency: 84.3 %

CANDELA DISTRIBUTION

Vertical Angle	Horizontal Angles					Zonal Lumens
	0	22.5	45	67.5	90	
0	288	288	288	288	288	
5	281	289	297	300	303	16
15	276	290	311	328	330	72
25	261	287	322	342	356	132
35	238	271	322	357	372	185
45	204	255	317	358	373	227
55	168	224	301	351	370	253
65	125	188	273	331	353	258
75	79	150	240	304	323	243
85	37	111	205	266	295	213
90	23	97	191	253	282	
95	22	93	187	249	271	187
105	20	90	177	237	256	174
115	19	83	163	217	237	153
125	16	72	143	192	208	125
135	14	61	124	163	177	93
145	12	47	95	131	140	62
155	9	34	67	90	100	35
165	7	20	40	53	57	14
175	5	9	15	18	20	3
180	5	5	5	5	5	

COEFFICIENTS OF UTILIZATION (%)

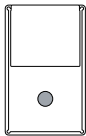
Ceiling	80				70				50			
	70	50	30	10	70	50	30	10	50	30	10	
Wall	94	94	94	94	88	88	88	88	78	78	78	
0	94	94	94	94	88	88	88	88	78	78	78	
1	82	77	72	66	77	72	68	63	64	60	56	
2	74	65	59	50	69	61	55	48	54	49	43	
3	66	56	49	40	62	53	46	38	46	41	34	
4	60	49	41	32	56	46	39	31	40	34	28	
5	55	43	35	27	51	41	33	26	36	30	23	
6	50	39	31	23	47	36	29	22	32	26	20	
7	46	35	27	19	43	33	26	19	29	23	17	
8	43	31	24	17	40	30	23	16	26	20	15	
9	40	28	21	15	37	27	20	14	24	18	13	
10	37	26	19	13	35	25	18	13	22	17	11	

Based on floor reflectance of 20

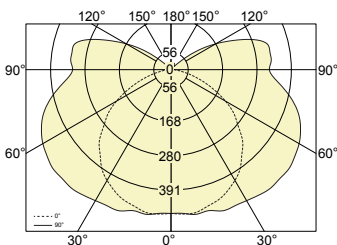
LUMINANCE DATA (CD/M²)

Vertical Angle	Horizontal Angles		
	0	45	90
45	3818	2865	2826
55	3757	2708	2726
65	3606	2531	2606
75	3355	2356	2471
85	3129	2217	2413

I T5



PHOTOMETRIC CURVE



Test Lamp: IxF28T5
 IES FILE: MB-C-T5-1

Efficiency: 94.7 %

CANDELA DISTRIBUTION

Vertical Angle	Horizontal Angles					Zonal Lumens
	0	22.5	45	67.5	90	
0	468	468	468	468	468	
5	471	471	476	472	469	25
15	460	464	469	477	475	112
25	435	444	464	482	489	195
35	392	409	446	482	498	265
45	330	360	424	479	501	315
55	250	297	393	468	492	340
65	155	232	355	436	465	337
75	70	170	301	386	413	302
85	19	107	228	310	339	242
90	11	86	208	294	320	
95	8	89	212	297	327	208
105	6	50	188	293	324	194
115	3	18	95	191	225	125
125	1	15	23	83	113	55
135	1	12	16	13	18	15
145	0	7	21	19	17	9
155	0	3	13	21	23	7
165	0	1	3	7	8	2
175	0	0	1	1	1	0
180	0	0	0	0	0	

COEFFICIENTS OF UTILIZATION (%)

Ceiling	80				70				50			
	70	50	30	10	70	50	30	10	50	30	10	
Wall	108	108	108	108	103	103	103	103	95	95	95	
0	108	108	108	108	103	103	103	103	95	95	95	
1	95	89	84	77	90	85	80	74	77	74	68	
2	85	76	68	59	81	72	65	57	66	60	53	
3	77	65	56	46	73	62	54	45	57	50	42	
4	70	57	48	38	66	54	46	37	50	42	34	
5	64	50	41	32	60	48	40	31	44	37	29	
6	58	45	36	27	55	43	35	26	39	32	25	
7	54	40	32	23	51	39	31	22	35	28	21	
8	50	37	28	20	47	35	27	20	32	25	19	
9	47	33	25	18	44	32	25	17	30	23	16	
10	44	31	23	16	41	29	22	15	27	21	15	

Based on floor reflectance of 20

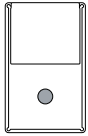
LUMINANCE DATA (CD/M²)

Vertical Angle	Horizontal Angles		
	0	45	90
45	6167	3830	3797
55	5589	3537	3624
65	4471	3287	3437
75	2933	2962	3159
85	1560	2462	2772

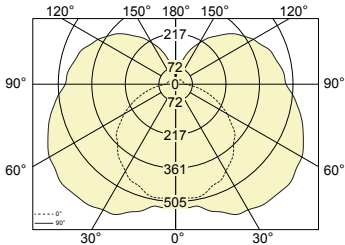
i All IES files are available for download at: www.axislighting.com

PHOTOMETRIC DATA

I T5HO



PHOTOMETRIC CURVE



Test Lamp: IxF54T5HO
 IES FILE: MB-S-T5HO-1

Efficiency: 84.3 %

CANDELA DISTRIBUTION

Vertical Angle	Horizontal Angles					Zonal Lumens
	0	22.5	45	67.5	90	
0	490	490	490	490	490	
5	492	501	520	521	533	27
15	488	509	542	562	564	125
25	458	502	552	591	619	227
35	411	473	552	613	640	319
45	353	438	545	618	647	392
55	291	389	518	606	634	437
65	215	328	476	573	607	447
75	137	258	414	517	561	417
85	68	191	354	463	505	368
90	40	167	331	435	475	
95	35	162	321	426	469	322
105	34	155	303	409	442	300
115	31	140	284	378	404	264
125	30	122	247	330	359	215
135	26	105	207	278	305	161
145	21	80	165	222	242	107
155	15	57	113	155	174	59
165	10	37	69	90	97	24
175	7	15	27	30	36	5
180	9	9	9	9	9	

COEFFICIENTS OF UTILIZATION (%)

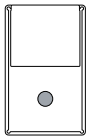
Ceiling	80				70				50			
	70	50	30	10	70	50	30	10	50	30	10	
Wall	70	50	30	10	70	50	30	10	50	30	10	
0	94	94	94	94	89	89	89	89	78	78	78	
1	82	77	72	66	77	72	68	63	64	60	56	
2	74	65	59	50	69	61	55	48	54	49	43	
3	66	56	49	40	62	53	46	38	46	41	34	
4	60	49	41	32	56	46	39	31	41	35	28	
5	55	43	35	27	51	41	33	26	36	30	23	
6	50	39	31	23	47	36	29	22	32	26	20	
7	46	35	27	19	43	33	26	19	29	23	17	
8	43	31	24	17	40	30	23	16	26	20	15	
9	40	28	21	15	37	27	20	14	24	18	13	
10	37	26	19	13	35	25	18	13	22	17	11	

Based on floor reflectance of 20

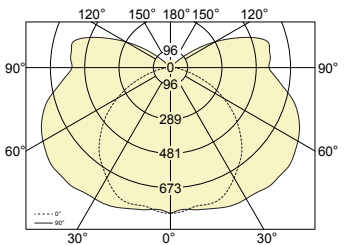
LUMINANCE DATA (CD/M²)

Vertical Angle	Horizontal Angles		
	0	45	90
45	6609	4924	4906
55	6495	4668	4674
65	6181	4402	4487
75	5793	4066	4288
85	5682	3830	4127

I T5HO



PHOTOMETRIC CURVE



Test Lamp: IxF54T5HO
 IES FILE: MB-C-T5HO-1

Efficiency: 94.7 %

CANDELA DISTRIBUTION

Vertical Angle	Horizontal Angles					Zonal Lumens
	0	22.5	45	67.5	90	
0	818	818	818	818	818	
5	809	815	811	822	798	44
15	794	801	818	819	820	193
25	759	764	806	830	848	337
35	668	705	773	833	852	457
45	559	615	730	825	862	543
55	423	518	681	808	847	587
65	269	403	613	754	798	580
75	119	293	518	664	712	520
85	33	186	392	534	591	417
90	18	150	355	506	553	
95	15	153	368	515	562	359
105	10	87	323	506	564	335
115	7	31	165	332	389	215
125	2	26	42	142	191	94
135	1	22	28	22	31	26
145	0	13	33	33	28	15
155	0	4	20	35	40	11
165	1	1	5	10	14	3
175	0	0	1	1	1	0
180	1	1	1	1	1	

COEFFICIENTS OF UTILIZATION (%)

Ceiling	80				70				50			
	70	50	30	10	70	50	30	10	50	30	10	
Wall	70	50	30	10	70	50	30	10	50	30	10	
0	108	108	108	108	103	103	103	103	95	95	95	
1	95	89	84	77	90	85	80	74	77	74	68	
2	85	76	68	59	81	72	65	57	66	60	53	
3	77	65	57	47	73	62	54	45	57	50	42	
4	70	57	48	38	66	54	46	37	50	42	34	
5	64	50	41	32	60	48	40	31	44	37	29	
6	59	45	36	27	55	43	35	26	39	32	25	
7	54	40	32	23	51	39	31	23	36	28	21	
8	50	37	28	20	47	35	27	20	32	25	19	
9	47	33	25	18	44	32	25	17	30	23	16	
10	44	31	23	16	41	30	22	15	27	21	15	

Based on floor reflectance of 20

LUMINANCE DATA (CD/M²)

Vertical Angle	Horizontal Angles		
	0	45	90
45	10453	6604	6538
55	9452	6132	6244
65	7723	5677	5902
75	5003	5087	5446
85	2762	4237	4828

i All IES files are available for download at: www.axislighting.com