

● **PROJECT INFORMATION**

Project:

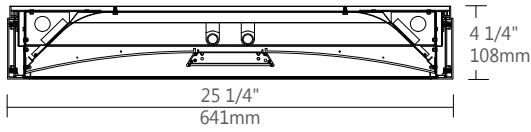
Type:

Notes:

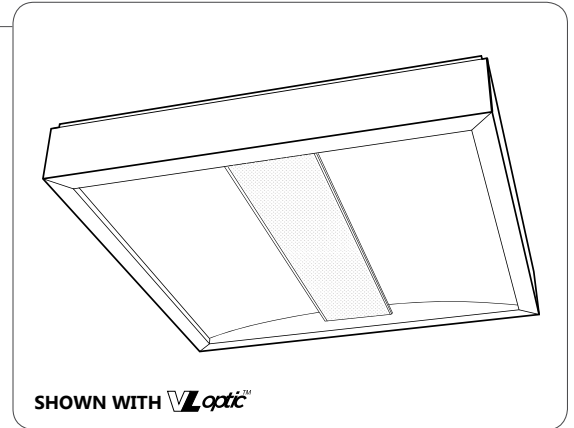
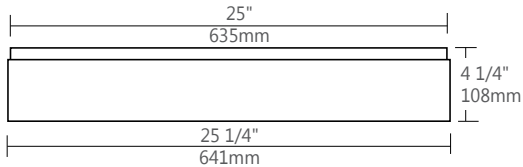
Approved by: Date:

● **DIMENSIONS**

SECTION VIEW



SIDE VIEW



● **ORDERING CODE**

1	2	3	4	5	6	7	8	9	10	11	12	13	14
---	---	---	---	---	---	---	---	---	----	----	----	----	----

● **PRODUCT SPECIFICATIONS**

1 PRODUCT ID	2 SIZE	3 CENTER OPTIC	4 LAMP	5 LAMP CONFIGURATION	6 FINISH
DIA dia	22 2'X2'	VL vl optic S satin lens	T5 T5 T5HO T5HO T8 T8 F25TT TT25W (2G11) F40TT TT40W (2G11) F50TT TT50W (2G11) F55TT TT55W (2G11)	1 1 lamp 2 2 lamps 3 3 lamps ⁽¹⁾	W white BLK black C custom
					(1) Not available for F25/40/50/55TT

7 VOLTAGE	8 BALLAST	9 CIRCUITS	10 MOUNTING/SUSPENSION	11 BATTERY (OPTIONAL)
120 120V 277 277V 347 347V ⁽²⁾ UNV universal	D dimming E instant start ⁽³⁾ ERS program start BI bi-level dimming +M master +S satellite	1 1 regular 2 2 regular 2A/B 2 alternating +E(#) emergency section +NL(#) night light section +GTD(#) generator transfer device	SM surface mount	B# battery pack
(2) Please consult factory	(3) Available with T8 lamp only			

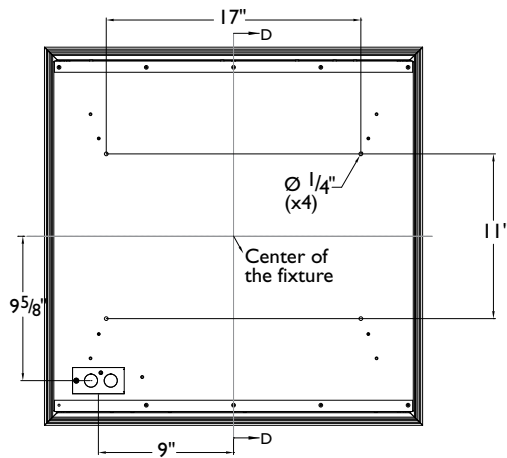
12 OTHER (OPTIONAL)	13 IC CONTROLS (OPTIONAL)	14 CUSTOM (OPTIONAL)
F fuse FW(#) flex whip (6' std)	DS# daylight sensor OS# occupancy sensor DS+OS# daylight+occupancy sensor DOS# daylight&occupancy sensor See integrated controls guide for further details	C custom Please specify

SPECIFY BALLAST NAME (if needed)

SPECIFY BATTERY NAME (if needed)

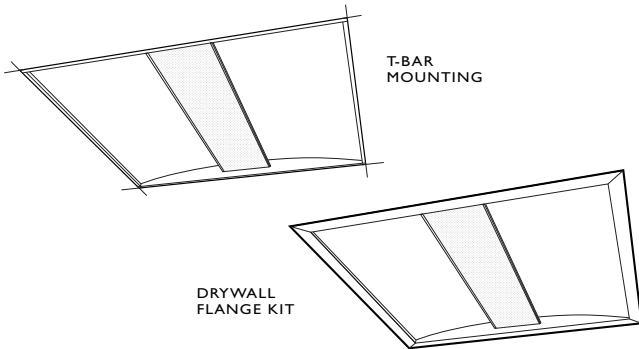
● **CEILING SYSTEM**

MOUNTING HOLES POSITION



RECESSED OPTION

For more details see recessed specification sheets available at: www.axislighting.com



i Installation sheets for all mounting options are available at: www.axislighting.com

● **CONSTRUCTION**

Housing	Die formed cold rolled sheet steel (20 gauge)
Central Lens Housing Reflectors	Extruded aluminum (0.060" nominal) Die formed cold rolled sheet steel (22 gauge)
Interior Brackets	Die formed cold rolled sheet steel (20 gauge)
Surface Mount Kit	Extruded aluminum (0.070" nominal)

● **WEIGHT**

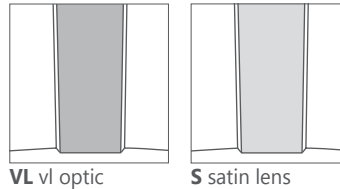
Surface Mount	24 lbs / 10.9 kg
----------------------	------------------

● **OPTICAL SYSTEM**

DIA optical system includes two side lenses and one center lens. Center lens has an extruded aluminum frame and can be opened to replace the lamps. Side lenses are 0.08" PMMA satin blend.

There are two available options for center lens:

- VL^{opti}**: PMMA Precision formed microconical structure (VL Optic) 92 percent transmission that cuts off glare above 55 degrees.
- Satin**: PMMA blend satin lens (0.12" nominal) 68% transmissive.




● **FINISH**

Highly reflective, matte powder coat white paint for high efficiency. Matte texture to diffuse glare and lamp image on the surface within the optical chamber exterior. Custom finishes are also available.

● **ELECTRICAL**

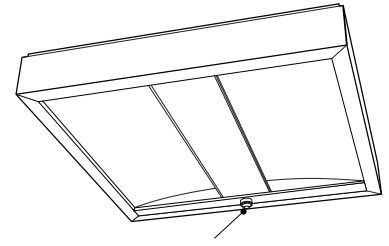
Ballast	Electronic IS, Electronic Rapid Start, Dimming (0-10V, Line, EcoSystem, DALI), BI-level dimming With preinstalled ballast disconnect as per NEC & CEC
Emergency	Emergency battery pack or emergency circuit
Voltage	120V, 277V, 347V, UNV

● **APPROVALS**

Certified to UL and CUL standards  Suitable for damp locations.

● INTEGRATED CONTROL OPTIONS

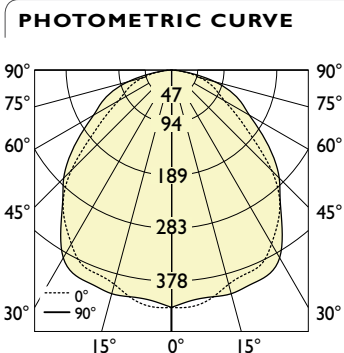
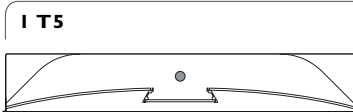
DIA luminaires allow the use of integrated controls such as daylight sensors (DS), occupancy sensors (OS), individual daylight sensors and occupancy sensors (DS+OS), and combination daylight/occupancy sensors (DOS). These options can be seamlessly integrated into our luminaires. The control system could be used to optimize the lighting of the space by reducing energy consumption through daylight harvesting and occupancy, thereby improving the overall interior environment and allowing for LEED credits.



- Consult factory for other options.
- Refer to IC brochure for more information.

SENSORS	BRAND	Model	TYPE	CODE	COMPATIBLE DIMMING BALLAST
Daylight Sensor (DS)	Lutron	EC-DIR-WH	Daylight	LD	EcoSystem
	Wattstopper	FD-301	Daylight	WD	0-10V
	Philips	Luxsense	Daylight	PL	0-10V
Occupancy Sensor (OS)	Wattstopper	FS-205	PIR Occupancy	WP1	Programmed Rapid Start
		FS-355	PIR Occupancy	WP2	Programmed Rapid Start
		FS-155	PIR Occupancy	WP3	Programmed Rapid Start
		FS-505	Ultrasonic Occupancy	WU1	Programmed Rapid Start
		FS-505C	Ultrasonic Occupancy	WU2	Programmed Rapid Start
		FM-105	High Frequency Occupancy	WH	Programmed Rapid Start
Daylight & Occupancy Sensors (DOS)	Philips	Actilume	Daylight & PIR Occupancy	PA	DALI or 0-10V

● PHOTOMETRIC DATA



Test Lamp: 1xFL4T5
 IES FILE: DIA22-VL-T5-I.ies

Efficiency: 82.6%

i All IES files are available for download at: www.axislighting.com

CANDELA DISTRIBUTION

Vertical Angle	Horizontal Angles					Zonal Lumens
	0	22.5	45	67.5	90	
0	425	425	425	425	425	
5	425	410	406	409	414	22
15	397	405	412	409	415	97
25	383	385	390	401	406	166
35	333	338	354	351	346	212
45	254	255	258	270	273	209
55	145	154	176	195	197	168
65	91	102	120	132	139	125
75	55	58	71	81	81	86
85	14	14	16	15	12	30
90	3	2	2	2	2	

LUMINANCE DATA (CD/M²)

Vertical Angle	Horizontal Angles		
	0	45	90
45	850	813	911
55	565	633	764
65	439	519	667
75	362	405	532
85	154	136	131

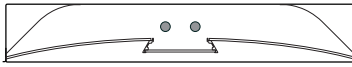
COEFFICIENTS OF UTILIZATION (%)

Ceiling	80			70			50				
	70	50	30	10	70	50	30	10	50	30	10
Wall	99	99	99	99	96	96	96	96	92	92	92
0	99	99	99	99	96	96	96	96	92	92	92
1	90	87	83	80	88	85	82	79	81	79	76
2	83	76	71	66	80	74	69	65	72	67	64
3	76	67	61	55	74	66	60	55	63	58	54
4	69	60	53	47	68	59	52	47	57	51	46
5	64	54	46	41	62	53	46	41	51	45	40
6	59	48	41	36	58	48	41	36	46	40	36
7	55	44	37	32	54	43	37	32	42	36	32
8	51	40	33	29	50	40	33	29	39	33	28
9	48	37	30	26	47	37	30	26	36	30	26
10	45	34	28	23	44	34	28	23	33	27	23

Based on floor reflectance of 20

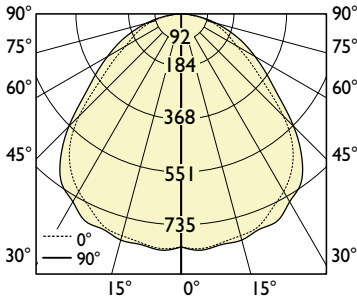
● PHOTOMETRIC DATA

2 T5



with VL^optic™

PHOTOMETRIC CURVE



Test Lamp: 2xF14T5
 IES FILE: DIA22-VL-T5-2.ies

Efficiency: 80.7%

CANDELA DISTRIBUTION

Vertical Angle	Horizontal Angles					Zonal Lumens
	0	22.5	45	67.5	90	
0	812	812	812	812	812	
5	821	812	827	823	827	44
15	800	801	807	816	816	192
25	749	761	774	787	796	328
35	670	677	696	714	726	421
45	505	514	538	549	555	429
55	294	312	336	350	363	324
65	184	203	220	236	240	234
75	110	113	124	128	127	152
85	27	27	30	30	27	55
90	5	5	4	4	4	

COEFFICIENTS OF UTILIZATION (%)

Ceiling	80				70				50			
	70	50	30	10	70	50	30	10	50	30	10	
Wall												
0	96	96	96	96	94	94	94	94	90	90	90	
1	89	85	82	79	86	83	80	78	80	77	75	
2	81	75	70	65	79	73	68	64	70	66	63	
3	74	66	60	55	72	65	59	54	62	57	53	
4	68	59	52	47	66	58	52	47	56	50	46	
5	63	53	46	41	61	52	45	41	50	45	40	
6	58	48	41	36	57	47	40	36	46	40	35	
7	54	44	37	32	53	43	36	32	42	36	31	
8	50	40	33	28	49	39	33	28	38	32	28	
9	47	37	30	26	46	36	30	26	35	29	25	
10	44	34	27	23	43	33	27	23	33	27	23	

Based on floor reflectance of 20

LUMINANCE DATA (CD/M²)

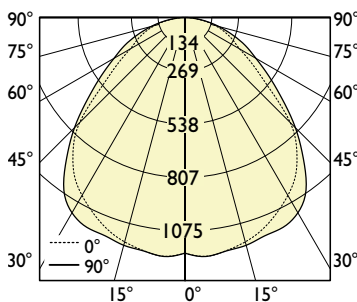
Vertical Angle	Horizontal Angles		
	0	45	90
45	1686	1696	1848
55	1143	1207	1404
65	888	955	1153
75	730	704	831
85	295	259	300

3 T5



with VL^optic™

PHOTOMETRIC CURVE



Test Lamp: 3xF14T5
 IES FILE: DIA22-VL-T5-3.ies

Efficiency: 78.0%

CANDELA DISTRIBUTION

Vertical Angle	Horizontal Angles					Zonal Lumens
	0	22.5	45	67.5	90	
0	1189	1189	1189	1189	1189	
5	1209	1193	1184	1205	1210	64
15	1172	1161	1174	1191	1189	280
25	1090	1113	1130	1166	1168	480
35	971	992	1033	1058	1063	621
45	750	755	772	783	787	621
55	419	448	481	504	516	467
65	264	287	311	326	335	330
75	159	162	176	182	175	214
85	38	39	43	43	39	78
90	7	7	6	6	5	

COEFFICIENTS OF UTILIZATION (%)

Ceiling	80				70				50			
	70	50	30	10	70	50	30	10	50	30	10	
Wall												
0	93	93	93	93	91	91	91	91	87	87	87	
1	86	82	79	76	84	80	78	75	77	75	73	
2	78	72	67	63	76	71	66	62	68	64	61	
3	72	64	58	53	70	63	57	53	61	56	52	
4	66	57	51	46	64	56	50	45	54	49	45	
5	61	51	45	40	59	50	44	39	49	43	39	
6	56	46	40	35	55	46	39	35	44	39	34	
7	52	42	36	31	51	42	35	31	40	35	31	
8	49	39	32	28	48	38	32	28	37	31	27	
9	46	35	29	25	45	35	29	25	34	29	25	
10	43	33	27	23	42	32	27	23	32	26	23	

Based on floor reflectance of 20

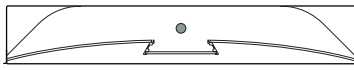
LUMINANCE DATA (CD/M²)

Vertical Angle	Horizontal Angles		
	0	45	90
45	2506	2434	2621
55	1629	1730	1996
65	1271	1349	1608
75	1049	1003	1152
85	425	375	422

i All IES files are available for download at: www.axislighting.com

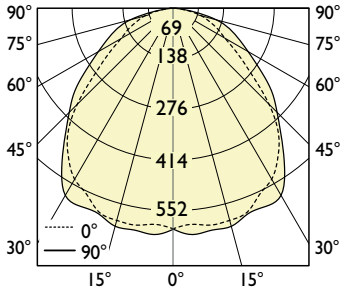
● PHOTOMETRIC DATA

1 T5HO



with VL^optic™

PHOTOMETRIC CURVE



Test Lamp: 1x**F24T5HO**
 IES FILE: DIA22-VL-T5HO-1.ies

Efficiency: **82.6%**

CANDELA DISTRIBUTION

Vertical Angle	Horizontal Angles					Zonal Lumens
	0	22.5	45	67.5	90	
0	602	602	602	602	602	
5	592	621	617	616	620	33
15	599	593	605	610	616	144
25	560	568	579	598	597	246
35	498	511	534	538	530	319
45	371	379	387	399	401	313
55	216	227	255	280	288	245
65	137	152	176	188	198	183
75	83	86	103	118	122	125
85	20	21	23	23	19	44
90	4	4	4	3	3	

LUMINANCE DATA (CD/M²)

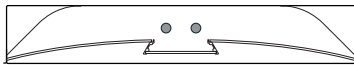
Vertical Angle	Horizontal Angles		
	0	45	90
45	1239	1218	1337
55	840	917	1116
65	661	766	949
75	547	585	803
85	224	197	211

COEFFICIENTS OF UTILIZATION (%)

Ceiling	80			70			50				
	70	50	30	10	70	50	30	10	50	30	10
Wall	70	50	30	10	70	50	30	10	50	30	10
0	99	99	99	99	96	96	96	96	92	92	92
1	91	87	83	80	88	85	82	79	81	79	77
2	83	76	71	66	81	75	70	65	72	67	64
3	76	67	61	55	74	66	60	55	64	58	54
4	70	60	53	47	68	59	52	47	57	51	46
5	64	54	47	41	62	53	46	41	51	45	41
6	59	49	41	36	58	48	41	36	46	40	36
7	55	44	37	32	54	43	37	32	42	36	32
8	51	40	33	29	50	40	33	29	39	33	28
9	48	37	30	26	47	37	30	26	36	30	26
10	45	34	28	24	44	34	28	23	33	27	23

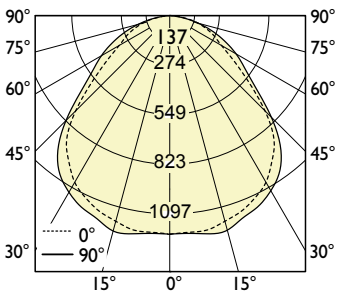
Based on floor reflectance of 20

2 T5HO



with VL^optic™

PHOTOMETRIC CURVE



Test Lamp: 2x**F24T5HO**
 IES FILE: DIA22-VL-T5HO-2.ies

Efficiency: **80.7%**

CANDELA DISTRIBUTION

Vertical Angle	Horizontal Angles					Zonal Lumens
	0	22.5	45	67.5	90	
0	1209	1209	1209	1209	1209	
5	1204	1221	1214	1213	1210	65
15	1178	1193	1196	1204	1234	285
25	1114	1125	1146	1168	1170	486
35	986	1001	1024	1059	1071	623
45	746	758	796	813	822	635
55	430	461	497	518	527	479
65	275	301	328	347	359	347
75	164	168	183	191	188	226
85	39	41	45	45	40	82
90	7	8	7	6	6	

LUMINANCE DATA (CD/M²)

Vertical Angle	Horizontal Angles		
	0	45	90
45	2491	2510	2737
55	1671	1788	2040
65	1326	1423	1720
75	1081	1041	1237
85	431	389	440

COEFFICIENTS OF UTILIZATION (%)

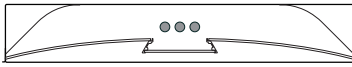
Ceiling	80			70			50				
	70	50	30	10	70	50	30	10	50	30	10
Wall	70	50	30	10	70	50	30	10	50	30	10
0	96	96	96	96	94	94	94	94	90	90	90
1	89	85	82	79	86	83	80	77	80	77	75
2	81	75	69	65	79	73	68	64	70	66	63
3	74	66	60	55	72	65	59	54	62	57	53
4	68	59	52	47	66	58	51	47	56	50	46
5	63	53	46	41	61	52	45	40	50	44	40
6	58	48	41	36	57	47	40	36	46	40	35
7	54	43	37	32	53	43	36	32	42	36	31
8	50	40	33	28	49	39	33	28	38	32	28
9	47	37	30	26	46	36	30	26	35	29	25
10	44	34	27	23	43	33	27	23	33	27	23

Based on floor reflectance of 20

i All IES files are available for download at: www.axislighting.com

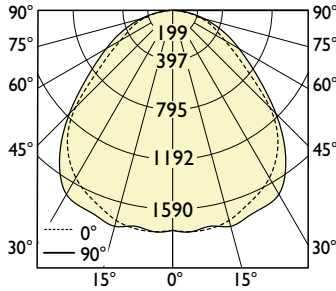
● PHOTOMETRIC DATA

3 T5HO



with **VL_{optic}**[™]

PHOTOMETRIC CURVE



Test Lamp: 3x**F24T5HO**
 IES FILE: DIA22-VL-T5HO-3.ies

Efficiency: **78.0%**

CANDELA DISTRIBUTION

Vertical Angle	Horizontal Angles					Zonal Lumens
	0	22.5	45	67.5	90	
0	1759	1759	1759	1759	1759	
5	1776	1777	1775	1777	1776	95
15	1740	1726	1747	1761	1788	415
25	1620	1640	1677	1713	1734	711
35	1444	1475	1535	1567	1572	921
45	1100	1120	1148	1160	1168	920
55	623	659	712	751	758	690
65	390	427	465	477	493	489
75	231	241	258	268	264	317
85	58	57	64	64	57	117
90	12	10	9	8	7	

COEFFICIENTS OF UTILIZATION (%)

Ceiling	80				70				50			
	70	50	30	10	70	50	30	10	50	30	10	
Wall												
0	93	93	93	93	91	91	91	91	87	87	87	
1	86	82	79	76	84	80	78	75	77	75	73	
2	78	72	67	63	76	71	66	62	68	64	61	
3	72	64	58	53	70	63	57	53	61	56	52	
4	66	57	51	46	64	56	50	45	54	49	45	
5	61	51	45	40	59	50	44	39	49	43	39	
6	56	46	40	35	55	46	39	35	44	39	34	
7	52	42	36	31	51	42	35	31	40	35	31	
8	49	39	32	28	48	38	32	28	37	31	27	
9	46	35	29	25	45	35	29	25	34	29	25	
10	43	33	27	23	42	32	27	23	32	26	23	

Based on floor reflectance of 20

LUMINANCE DATA (CD/M²)

Vertical Angle	Horizontal Angles		
	0	45	90
45	3673	3617	3890
55	2421	2560	2936
65	1882	2018	2364
75	1530	1471	1734
85	643	556	618

COEFFICIENTS OF UTILIZATION (%)

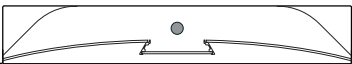
Ceiling	80				70				50			
	70	50	30	10	70	50	30	10	50	30	10	
Wall												
0	96	96	96	96	94	94	94	90	90	92	92	
1	89	85	82	79	83	80	77	80	75	79	76	
2	81	75	69	65	73	68	64	70	63	67	64	
3	74	66	60	55	65	59	54	62	53	58	54	
4	68	59	52	47	58	51	47	56	46	51	46	
5	63	53	46	41	52	45	40	50	40	45	40	
6	58	48	41	36	47	40	36	46	35	40	36	
7	54	43	37	32	43	36	32	42	31	36	32	
8	50	40	33	28	39	33	28	38	28	33	28	
9	47	37	30	26	36	30	26	35	25	30	26	
10	44	34	27	23	33	27	23	33	23	27	23	

Based on floor reflectance of 20

LUMINANCE DATA (CD/M²)

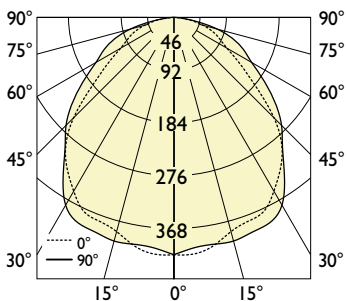
Vertical Angle	Horizontal Angles		
	0	45	90
45	847	822	917
55	575	607	696
65	449	485	570
75	365	350	421
85	149	136	149

1 T8



with **VL_{optic}**[™]

PHOTOMETRIC CURVE



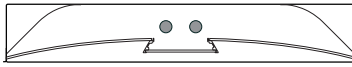
Test Lamp: 1x**F17T8**
 IES FILE: DIA22-VL-T8-1.ies

Efficiency: **80.7%**

i All IES files are available for download at: www.axislighting.com

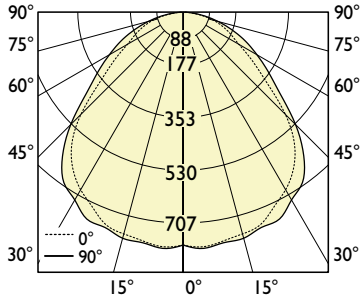
● PHOTOMETRIC DATA

2 T8



with **VL^optic™**

PHOTOMETRIC CURVE



Test Lamp: 2xF17T8
 IES FILE: DIA22-VL-T8-2.ies

Efficiency: 78.1%

CANDELA DISTRIBUTION

Vertical Angle	Horizontal Angles					Zonal Lumens
	0	22.5	45	67.5	90	
0	794	794	794	794	794	
5	763	794	771	783	774	42
15	765	770	775	777	786	185
25	721	727	744	764	771	316
35	639	650	677	700	709	408
45	494	500	521	535	538	417
55	283	301	328	338	348	315
65	180	195	211	221	228	225
75	106	110	120	123	119	146
85	27	27	30	29	26	53
90	5	5	4	4	3	

COEFFICIENTS OF UTILIZATION (%)

Ceiling	80				70				50			
	70	50	30	10	70	50	30	10	50	30	10	
Wall	70	50	30	10	70	50	30	10	50	30	10	
0	93	93	93	93	91	91	91	87	87	90	90	
1	86	82	79	76	80	77	75	77	72	77	75	
2	78	72	67	63	71	66	62	68	61	66	63	
3	72	64	58	53	63	57	52	60	51	57	53	
4	66	57	50	45	56	50	45	54	44	50	46	
5	61	51	44	39	50	44	39	49	39	45	40	
6	56	46	39	35	45	39	34	44	34	40	35	
7	52	42	35	31	41	35	31	40	30	36	31	
8	49	38	32	27	38	32	27	37	27	32	28	
9	46	35	29	25	35	29	25	34	25	29	25	
10	43	33	26	22	32	26	22	31	22	27	23	

Based on floor reflectance of 20

LUMINANCE DATA (CD/M²)

Vertical Angle	Horizontal Angles		
	0	45	90
45	1650	1641	1793
55	1098	1181	1346
65	865	918	1094
75	700	685	782
85	295	256	285

COEFFICIENTS OF UTILIZATION (%)

Ceiling	80				70				50			
	70	50	30	10	70	50	30	10	50	30	10	
Wall	70	50	30	10	70	50	30	10	50	30	10	
0	88	88	88	88	86	86	86	86	82	82	82	
1	81	78	75	72	79	76	73	71	73	71	69	
2	74	68	63	60	72	67	63	59	64	61	57	
3	68	60	55	50	66	59	54	50	57	53	49	
4	62	54	48	43	61	53	47	43	51	46	42	
5	58	48	42	37	56	48	42	37	46	41	37	
6	53	44	37	33	52	43	37	33	42	36	32	
7	49	40	33	29	48	39	33	29	38	33	29	
8	46	36	30	26	45	36	30	26	35	30	26	
9	43	33	27	23	42	33	27	23	32	27	23	
10	40	31	25	21	39	30	25	21	30	25	21	

Based on floor reflectance of 20

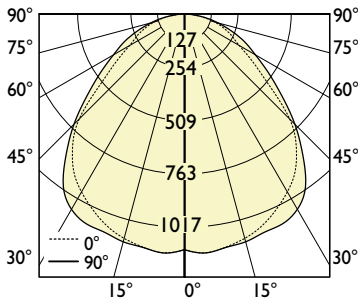
CANDELA DISTRIBUTION

Vertical Angle	Horizontal Angles					Zonal Lumens
	0	22.5	45	67.5	90	
0	1144	1144	1144	1144	1144	
5	1130	1124	1102	1118	1123	60
15	1087	1093	1103	1114	1123	263
25	1028	1045	1067	1091	1099	452
35	916	936	974	988	996	584
45	708	720	733	747	752	590
55	407	427	459	475	484	444
65	254	277	294	303	312	313
75	150	153	168	169	167	203
85	36	37	41	41	36	74
90	7	6	6	6	5	

LUMINANCE DATA (CD/M²)

Vertical Angle	Horizontal Angles		
	0	45	90
45	2366	2312	2504
55	1583	1650	1874
65	1225	1276	1498
75	994	954	1096
85	398	359	398

PHOTOMETRIC CURVE



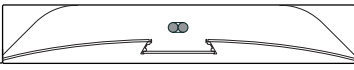
Test Lamp: 3xF17T8
 IES FILE: DIA22-VL-T8-3.ies

Efficiency: 73.7%

i All IES files are available for download at: www.axislighting.com

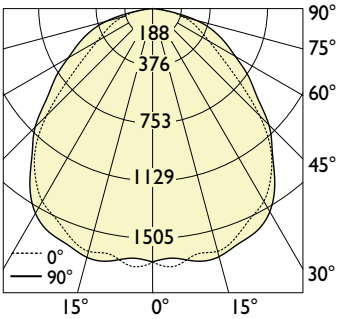
● PHOTOMETRIC DATA

1 F25TT



with **V_Loptic™**

PHOTOMETRIC CURVE



Test Lamp: 1xF25TT
 IES FILE: DUO22-VL-F25TT-2.ies

Efficiency: 82.0%

CANDELA DISTRIBUTION

Vertical Angle	Horizontal Angles					Zonal Lumens
	0	22.5	45	67.5	90	
0	799	799	799	799	799	
5	815	805	792	788	790	43
15	792	793	790	798	812	189
25	730	741	760	779	778	322
35	650	660	674	684	680	410
45	477	478	501	523	528	403
55	263	286	332	361	377	314
65	166	189	225	246	261	233
75	101	109	135	151	155	160
85	25	27	29	29	23	56
90	4	5	4	4	4	

LUMINANCE DATA (CD/M²)

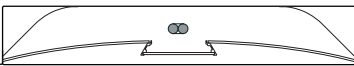
Vertical Angle	Horizontal Angles		
	0	45	90
45	1595	1581	1760
55	1023	1196	1460
65	802	976	1253
75	667	767	1020
85	273	248	254

COEFFICIENTS OF UTILIZATION (%)

Ceiling	80				70				50			
	70	50	30	10	70	50	30	10	50	30	10	
Wall	70	50	30	10	70	50	30	10	50	30	10	
0	98	98	98	98	96	96	96	96	91	91	91	
1	90	86	83	80	88	84	81	79	81	78	76	
2	82	76	70	66	80	74	69	65	71	67	63	
3	75	67	60	55	73	66	60	55	63	58	54	
4	69	60	53	47	67	59	52	47	56	51	46	
5	64	54	46	41	62	53	46	41	51	45	40	
6	59	48	41	36	57	48	41	36	46	40	36	
7	55	44	37	32	53	43	37	32	42	36	32	
8	51	40	33	29	50	40	33	29	39	33	28	
9	48	37	30	26	47	37	30	26	36	30	26	
10	45	34	28	23	44	34	28	24	33	27	23	

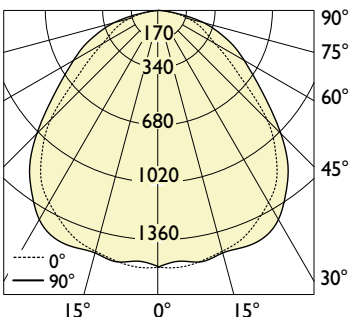
Based on floor reflectance of 20

2 F25TT



with **V_Loptic™**

PHOTOMETRIC CURVE



Test Lamp: 2xF25TT
 IES FILE: DIA22-VL-F25TT-2.ies

Efficiency: 78.1%

CANDELA DISTRIBUTION

Vertical Angle	Horizontal Angles					Zonal Lumens
	0	22.5	45	67.5	90	
0	1521	1521	1521	1521	1521	
5	1527	1529	1515	1526	1491	82
15	1477	1464	1494	1496	1487	353
25	1384	1395	1425	1466	1486	606
35	1228	1255	1296	1327	1323	781
45	919	927	985	1013	1032	784
55	515	553	635	683	704	603
65	318	367	422	469	496	445
75	191	207	257	281	284	302
85	48	51	54	55	45	106
90	9	8	8	7	6	

LUMINANCE DATA (CD/M²)

Vertical Angle	Horizontal Angles		
	0	45	90
45	3068	3105	3437
55	2000	2282	2726
65	1531	1834	2379
75	1266	1461	1867
85	529	466	496

COEFFICIENTS OF UTILIZATION (%)

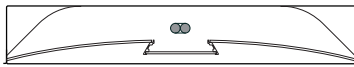
Ceiling	80				70				50			
	70	50	30	10	70	50	30	10	50	30	10	
Wall	70	50	30	10	70	50	30	10	50	30	10	
0	93	93	93	93	91	91	91	91	87	87	87	
1	86	82	79	76	84	80	78	75	77	75	73	
2	78	72	67	63	76	71	66	62	68	64	61	
3	72	64	58	53	70	63	57	52	60	55	51	
4	66	57	50	45	64	56	50	45	54	48	44	
5	61	51	44	39	59	50	44	39	48	43	38	
6	56	46	39	34	55	45	39	34	44	38	34	
7	52	42	35	30	51	41	35	30	40	34	30	
8	49	38	32	27	47	38	32	27	37	31	27	
9	46	35	29	25	44	35	29	25	34	28	24	
10	43	33	26	22	42	32	26	22	31	26	22	

Based on floor reflectance of 20

i All IES files are available for download at: www.axislighting.com

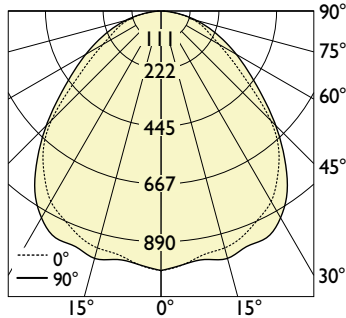
● PHOTOMETRIC DATA

1 F40TT



with VL^optic™

PHOTOMETRIC CURVE



Test Lamp: 1x F40TT
 IES FILE: DIA22-VL-F40TT-1.ies

Efficiency: 79.5%

CANDELA DISTRIBUTION

Vertical Angle	Horizontal Angles					Zonal Lumens
	0	22.5	45	67.5	90	
0	1001	1001	1001	1001	1001	
5	991	977	988	952	951	52
15	941	926	938	959	961	226
25	865	886	908	938	942	387
35	768	794	820	829	832	495
45	590	584	600	606	623	485
55	330	346	373	395	411	365
65	208	230	249	259	262	262
75	125	127	139	146	140	170
85	31	32	35	34	29	62
90	6	6	6	4	5	

LUMINANCE DATA (CD/M²)

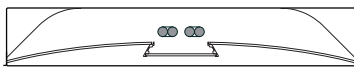
Vertical Angle	Horizontal Angles		
	0	45	90
45	1970	1890	2076
55	1282	1343	1593
65	1001	1081	1257
75	825	790	917
85	345	304	320

COEFFICIENTS OF UTILIZATION (%)

Ceiling	80			70			50				
	70	50	30	10	70	50	30	10	50	30	10
0	95	95	95	95	93	93	93	93	88	88	88
1	87	84	80	78	85	82	79	76	78	76	74
2	80	74	69	64	78	72	67	63	69	65	62
3	73	65	59	54	71	64	58	54	62	57	53
4	67	58	52	46	66	57	51	46	55	50	46
5	62	52	45	40	60	51	45	40	50	44	40
6	58	47	40	36	56	47	40	35	45	39	36
7	53	43	36	32	52	42	36	31	41	35	31
8	50	39	33	28	49	39	33	28	38	32	28
9	47	36	30	26	46	36	30	26	35	29	25
10	44	33	27	23	43	33	27	23	32	27	23

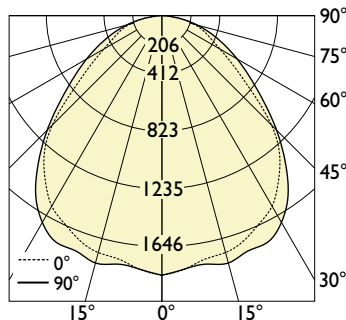
Based on floor reflectance of 20

2 F40TT



with VL^optic™

PHOTOMETRIC CURVE



Test Lamp: 2x F40TT
 IES FILE: DIA22-VL-F40TT-2.ies

Efficiency: 75.9%

CANDELA DISTRIBUTION

Vertical Angle	Horizontal Angles					Zonal Lumens
	0	22.5	45	67.5	90	
0	1852	1852	1852	1852	1852	
5	1805	1822	1807	1817	1851	98
15	1771	1754	1785	1782	1783	423
25	1642	1665	1704	1742	1755	720
35	1452	1485	1557	1606	1606	936
45	1113	1134	1172	1195	1192	940
55	650	684	731	769	790	710
65	397	443	477	488	505	505
75	243	247	265	275	268	326
85	59	61	65	65	58	118
90	12	11	10	9	8	

LUMINANCE DATA (CD/M²)

Vertical Angle	Horizontal Angles		
	0	45	90
45	3717	3693	3972
55	2526	2628	3057
65	1915	2070	2422
75	1608	1508	1756
85	647	564	629

COEFFICIENTS OF UTILIZATION (%)

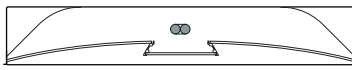
Ceiling	80			70			50				
	70	50	30	10	70	50	30	10	50	30	10
0	91	91	91	91	88	88	88	88	85	85	85
1	83	80	77	74	81	78	75	73	75	73	71
2	76	70	65	61	74	69	64	61	66	62	59
3	70	62	56	52	68	61	56	51	59	54	50
4	64	55	49	44	62	54	49	44	53	47	43
5	59	50	43	38	58	49	43	38	47	42	38
6	55	45	38	34	53	44	38	34	43	37	33
7	51	41	34	30	50	40	34	30	39	34	30
8	47	37	31	27	46	37	31	27	36	30	27
9	44	34	28	24	43	34	28	24	33	28	24
10	42	32	26	22	41	31	26	22	31	25	22

Based on floor reflectance of 20

i All IES files are available for download at: www.axislighting.com

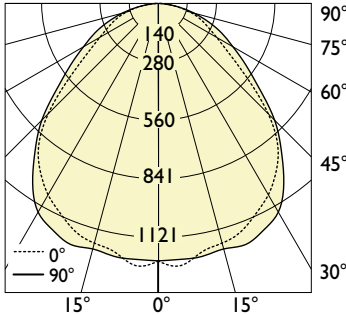
● PHOTOMETRIC DATA

1 F50TT



with **VL_{optic}**

PHOTOMETRIC CURVE



Test Lamp: 1xF50TT
 IES FILE: DIA22-VL-F50TT-1.ies

Efficiency: 79.6%

CANDELA DISTRIBUTION

Vertical Angle	Horizontal Angles					Zonal Lumens
	0	22.5	45	67.5	90	
0	1233	1233	1233	1233	1233	
5	1261	1208	1227	1219	1231	66
15	1189	1205	1203	1222	1218	287
25	1111	1126	1160	1188	1199	490
35	987	989	1041	1062	1052	628
45	748	751	760	782	791	619
55	416	440	480	500	515	464
65	263	284	315	324	338	331
75	160	164	174	186	179	216
85	42	41	44	44	38	80
90	8	6	6	6	6	

LUMINANCE DATA (CD/M²)

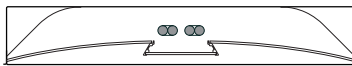
Vertical Angle	Horizontal Angles		
	0	45	90
45	2499	2397	2636
55	1615	1728	1993
65	1268	1366	1622
75	1055	991	1172
85	463	382	420

COEFFICIENTS OF UTILIZATION (%)

Ceiling	80			70			50				
	70	50	30	10	70	50	30	10	50	30	10
Wall											
0	95	95	95	95	93	93	93	93	89	89	89
1	87	84	81	78	85	82	79	76	79	76	74
2	80	74	69	64	78	72	68	64	69	66	62
3	73	65	59	54	71	64	58	54	62	57	53
4	67	58	52	47	66	57	51	46	55	50	46
5	62	52	46	40	61	52	45	40	50	44	40
6	58	47	41	36	56	47	40	35	45	39	35
7	54	43	36	32	52	43	36	32	41	36	31
8	50	39	33	28	49	39	33	28	38	32	28
9	47	36	30	26	46	36	30	26	35	29	25
10	44	34	27	23	43	33	27	23	32	27	23

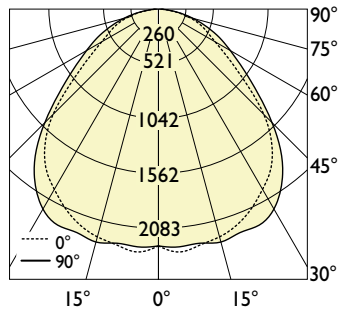
Based on floor reflectance of 20

2 F50TT



with **VL_{optic}**

PHOTOMETRIC CURVE



Test Lamp: 2xF50TT
 IES FILE: DIA22-VL-F50TT-2.ies

Efficiency: 75.8%

CANDELA DISTRIBUTION

Vertical Angle	Horizontal Angles					Zonal Lumens
	0	22.5	45	67.5	90	
0	2252	2252	2252	2252	2252	
5	2318	2309	2293	2344	2269	124
15	2242	2243	2271	2277	2293	539
25	2091	2118	2176	2231	2266	922
35	1860	1894	1975	2036	2040	1191
45	1417	1427	1481	1519	1529	1193
55	807	852	923	967	977	894
65	508	561	602	623	639	637
75	304	305	340	345	341	411
85	76	76	84	83	74	151
90	15	13	12	11	10	

LUMINANCE DATA (CD/M²)

Vertical Angle	Horizontal Angles		
	0	45	90
45	4732	4668	5092
55	3137	3320	3783
65	2450	2613	3063
75	2009	1935	2236
85	838	730	806

COEFFICIENTS OF UTILIZATION (%)

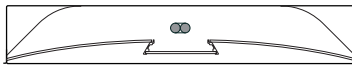
Ceiling	80			70			50				
	70	50	30	10	70	50	30	10	50	30	10
Wall											
0	90	90	90	90	88	88	88	88	84	84	84
1	83	80	77	74	81	78	75	73	75	73	71
2	76	70	65	61	74	69	64	61	66	62	59
3	70	62	56	52	68	61	56	51	59	54	50
4	64	55	49	44	62	54	49	44	53	47	43
5	59	50	43	38	58	49	43	38	47	42	38
6	55	45	39	34	53	44	38	34	43	37	33
7	51	41	35	30	50	40	34	30	39	34	30
8	47	37	31	27	46	37	31	27	36	31	27
9	44	34	28	24	43	34	28	24	33	28	24
10	42	32	26	22	41	31	26	22	31	26	22

Based on floor reflectance of 20

i All IES files are available for download at: www.axislighting.com

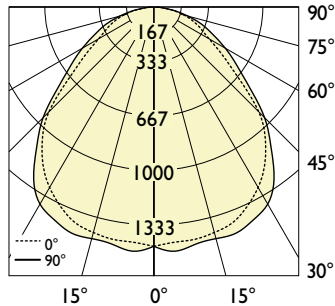
● PHOTOMETRIC DATA

1 F55TT



with **VL_{opti}**

PHOTOMETRIC CURVE



Test Lamp: 1xF55TT
 IES FILE: DIA22-VL-F55TT-1.ies

Efficiency: 80.1%

CANDELA DISTRIBUTION

Vertical Angle	Horizontal Angles					Zonal Lumens
	0	22.5	45	67.5	90	
0	1464	1464	1464	1464	1464	
5	1443	1443	1460	1459	1473	79
15	1405	1411	1437	1469	1472	344
25	1275	1300	1342	1381	1393	595
35	1061	1098	1121	1119	1114	759
45	675	690	735	761	762	750
55	389	425	468	491	505	562
65	257	273	299	301	313	401
75	118	117	133	133	125	260
85	47	48	52	53	48	95
90	8	8	8	7	6	

COEFFICIENTS OF UTILIZATION (%)

Ceiling	80				70				50			
	70	50	30	10	70	50	30	10	50	30	10	
Wall	70	50	30	10	70	50	30	10	50	30	10	
0	96	96	96	96	94	94	94	94	89	89	89	
1	88	84	81	78	86	83	80	77	79	77	75	
2	81	74	69	65	79	73	68	64	70	66	63	
3	74	66	60	55	72	65	59	54	62	57	53	
4	68	59	52	47	66	58	51	47	56	50	46	
5	63	53	46	41	61	52	45	41	50	45	40	
6	58	48	41	36	57	47	41	36	46	40	35	
7	54	43	37	32	53	43	36	32	42	36	32	
8	50	40	33	29	49	39	33	29	38	32	28	
9	47	37	30	26	46	36	30	26	35	30	26	
10	44	34	28	23	43	33	27	23	33	27	23	

Based on floor reflectance of 20

LUMINANCE DATA (CD/M²)

Vertical Angle	Horizontal Angles		
	0	45	90
45	3032	2926	3192
55	1988	2094	2390
65	1538	1641	1908
75	1263	1233	1408
85	516	453	522

COEFFICIENTS OF UTILIZATION (%)

Ceiling	80				70				50			
	70	50	30	10	70	50	30	10	50	30	10	
Wall	70	50	30	10	70	50	30	10	50	30	10	
0	91	91	91	91	89	89	89	89	85	85	85	
1	84	80	77	75	82	79	76	73	76	73	71	
2	77	71	66	62	75	69	65	61	67	63	60	
3	70	63	57	52	68	61	56	52	59	55	51	
4	65	56	49	45	63	55	49	44	53	48	44	
5	60	50	44	39	58	49	43	39	48	42	38	
6	55	45	39	34	54	45	38	34	43	38	34	
7	51	41	35	30	50	41	35	30	40	34	30	
8	48	38	31	27	47	37	31	27	36	31	27	
9	45	35	29	24	44	34	28	24	33	28	24	
10	42	32	26	22	41	32	26	22	31	26	22	

Based on floor reflectance of 20

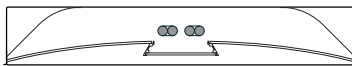
CANDELA DISTRIBUTION

Vertical Angle	Horizontal Angles					Zonal Lumens
	0	22.5	45	67.5	90	
0	2741	2741	2741	2741	2741	
5	2781	2746	2761	2745	2791	148
15	2696	2720	2735	2771	2762	652
25	2536	2574	2633	2681	2700	1112
35	2237	2302	2384	2437	2452	1437
45	1731	1754	1803	1843	1833	1447
55	989	1049	1118	1168	1196	1089
65	614	668	730	750	763	771
75	372	377	410	418	412	499
85	89	90	102	100	86	182
90	19	17	15	13	13	

LUMINANCE DATA (CD/M²)

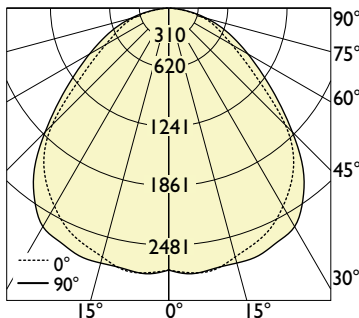
Vertical Angle	Horizontal Angles		
	0	45	90
45	5783	5683	6107
55	3842	4023	4632
65	2958	3170	3660
75	2462	2334	2705
85	982	885	939

2 F55TT



with **VL_{opti}**

PHOTOMETRIC CURVE



Test Lamp: 2xF55TT
 IES FILE: DIA22-VL-F55TT-2.ies

Efficiency: 76.5%

i All IES files are available for download at: www.axislighting.com