

● **PROJECT INFORMATION**

Project:

Notes:

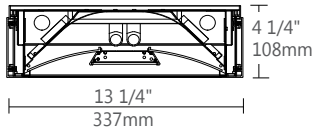
Type:

Approved by:

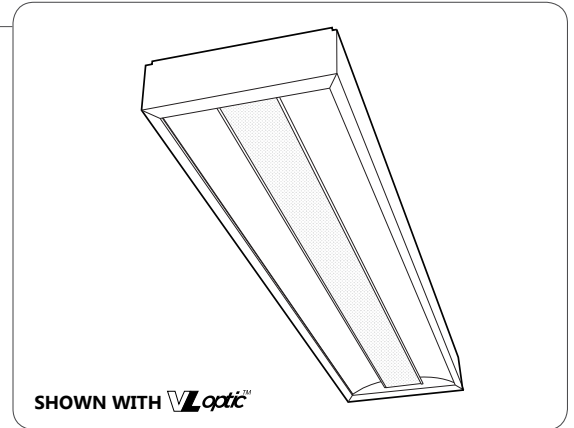
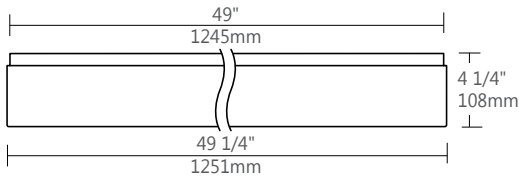
Date:

● **DIMENSIONS**

SECTION VIEW



SIDE VIEW



● **ORDERING CODE**

1	2	3	4	5	6	7	8	9	10	11	12	13	14
---	---	---	---	---	---	---	---	---	----	----	----	----	----

● **PRODUCT SPECIFICATIONS**

1 PRODUCT ID	2 SIZE	3 CENTER OPTIC	4 LAMP	5 LAMP CONFIGURATION	6 FINISH
<b>DIA</b> dia	<b>14</b> 1'X4'	<b>VL</b> vl optic <b>S</b> satin lens	<b>T5</b> T5 <b>T5HO</b> T5HO <b>T8</b> T8	<b>1</b> 1 lamp <b>2</b> 2 lamps	<b>W</b> white <b>BLK</b> black <b>C</b> custom

7 VOLTAGE	8 BALLAST	9 CIRCUITS	10 MOUNTING/SUSPENSION	11 BATTERY (OPTIONAL)
<b>120</b> 120V <b>277</b> 277V <b>347</b> 347V <sup>(1)</sup> <b>UNV</b> universal	<b>D</b> dimming <b>E</b> instant start <sup>(2)</sup> <b>ERS</b> program start <b>BI</b> bi-level dimming <b>+M</b> master <b>+S</b> satellite	<b>1</b> 1 regular <b>2</b> 2 regular <b>2A/B</b> 2 alternating <b>+E(#)</b> emergency section <b>+NL(#)</b> night light section <b>+GTD(#)</b> generator transfer device	<b>SM</b> surface mount	<b>B#</b> battery pack
(1) Please consult factory	(2) Available with T8 lamp only			

12 OTHER (OPTIONAL)	13 IC CONTROLS (OPTIONAL)	14 CUSTOM (OPTIONAL)
<b>F</b> fuse <b>FW(#)</b> flex whip (6' std)	<b>DS#</b> daylight sensor <b>OS#</b> occupancy sensor <b>DS+OS#</b> daylight+occupancy sensor <b>DOS#</b> daylight&occupancy sensor	<b>C</b> custom
	See integrated controls guide for further details	Please specify

**SPECIFY BALLAST NAME (if needed)**

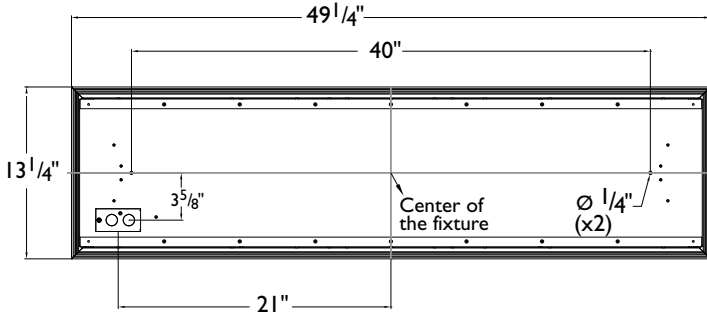
---

**SPECIFY BATTERY NAME (if needed)**

---

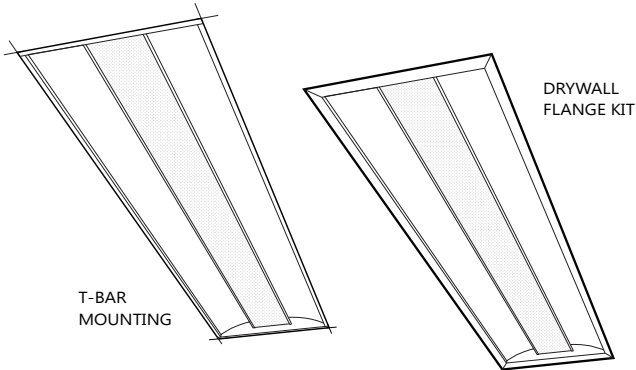
● **CEILING SYSTEM**

**MOUNTING HOLES POSITION**



**RECESSED OPTION**

For more details see recessed specification sheets available at: [www.axislighting.com](http://www.axislighting.com)



**i** Installation sheets for all mounting options are available at: [www.axislighting.com](http://www.axislighting.com)

● **CONSTRUCTION**

<b>Housing</b>	Die formed cold rolled sheet steel (20 gauge)
<b>Central Lens Housing Reflectors</b>	Extruded aluminum (0.060" nominal) Die formed cold rolled sheet steel (22 gauge)
<b>Interior Brackets</b>	Die formed cold rolled sheet steel (20 gauge)
<b>Surface Mount Kit</b>	Extruded aluminum (0.070" nominal)

● **WEIGHT**

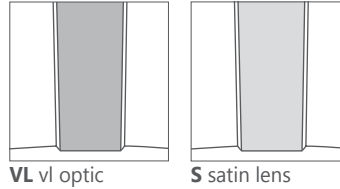
<b>Surface Mount</b>	26 lbs / 11.8 kg
----------------------	------------------

● **OPTICAL SYSTEM**

DIA optical system includes two side lenses and one center lens. Center lens has an extruded aluminum frame and can be opened to replace the lamps. Side lenses are 0.08" PMMA satin blend.

There are two available options for center lens:

- VL<sup>optc</sup>**: PMMA Precision formed microconical structure (VL Optic) 92 percent transmission that cuts off glare above 55 degrees.
- Satin**: PMMA blend satin lens (0.12" nominal) 68% transmissive.




● **FINISH**

Highly reflective, matte powder coat white paint for high efficiency. Matte texture to diffuse glare and lamp image on the surface within the optical chamber exterior. Custom finishes are also available.

● **ELECTRICAL**

- Ballast** Electronic IS, Electronic Rapid Start, Dimming (0-10V, Line, EcoSystem, DALI), BI-level dimming  
With preinstalled ballast disconnect as per NEC & CEC
- Emergency** Emergency battery pack or emergency circuit
- Voltage** 120V, 277V, 347V, UNV

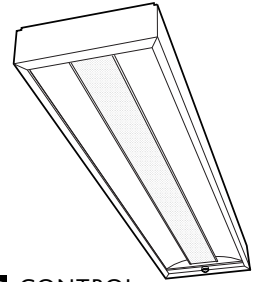
● **APPROVALS**

Certified to UL and CUL standards  <sup>us</sup>  
 Suitable for damp locations.

● **INTEGRATED CONTROL OPTIONS**

DIA luminaires allow the use of integrated controls such as daylight sensors (DS), occupancy sensors (OS), individual daylight sensors and occupancy sensors (DS+OS), and combination daylight/occupancy sensors (DOS). These options can be seamlessly integrated into our luminaires. The control system could be used to optimize the lighting of the space by reducing energy consumption through daylight harvesting and occupancy, thereby improving the overall interior environment and allowing for LEED credits.

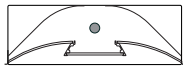
- Consult factory for other options.
- Refer to IC brochure for more information.



SENSORS	BRAND	Model	TYPE	CODE	COMPATIBLE DIMMING BALLAST
Daylight Sensor (DS)	Lutron	EC-DIR-WH	Daylight	LD	EcoSystem
	Wattstopper	FD-301	Daylight	WD	0-10V
	Philips	Luxsense	Daylight	PL	0-10V
Occupancy Sensor (OS)	Wattstopper	FS-205	PIR Occupancy	WP1	Programmed Rapid Start
		FS-355	PIR Occupancy	WP2	Programmed Rapid Start
		FS-155	PIR Occupancy	WP3	Programmed Rapid Start
		FS-505	Ultrasonic Occupancy	WU1	Programmed Rapid Start
		FS-505C	Ultrasonic Occupancy	WU2	Programmed Rapid Start
		FM-105	High Frequency Occupancy	WH	Programmed Rapid Start
Daylight & Occupancy Sensors (DOS)	Philips	Actilume	Daylight & PIR Occupancy	PA	DALI or 0-10V

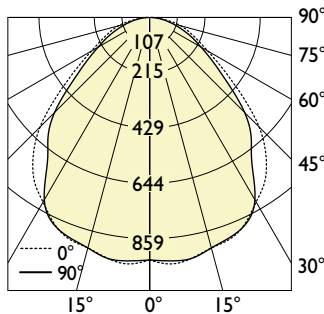
● **PHOTOMETRIC DATA**

**I T5**



with **V-logic**

**PHOTOMETRIC CURVE**



**Test Lamp: 1xF28T5**  
 IES FILE: DIA14-VL-T5-1.ies

**Efficiency: 79.0%**

**i** All IES files are available for download at [www.axislighting.com](http://www.axislighting.com)

**CANDELA DISTRIBUTION**

Vertical Angle	Horizontal Angles					Zonal Lumens
	0	22.5	45	67.5	90	
0	941	941	941	941	941	
5	960	966	960	956	949	51
15	926	920	933	928	926	221
25	881	871	887	884	885	375
35	779	780	760	710	693	461
45	602	579	538	529	522	445
55	346	340	334	313	301	327
65	205	214	202	183	180	218
75	126	118	114	99	92	137
85	32	30	31	29	26	54
90	6	6	5	6	6	

**LUMINANCE DATA (CD/M<sup>2</sup>)**

Vertical Angle	Horizontal Angles		
	0	45	90
45	2231	1662	1561
55	1533	1158	1002
65	1170	825	698
75	1057	592	445
85	539	227	176

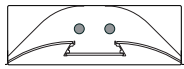
**COEFFICIENTS OF UTILIZATION (%)**

Ceiling	80			70			50				
	70	50	30	10	70	50	30	10	50	30	10
Wall	0	1	2	3	4	5	6	7	8	9	10
0	94	94	94	94	92	92	92	92	88	88	88
1	87	84	80	78	85	82	79	76	78	76	74
2	80	74	69	65	78	72	65	64	70	66	63
3	73	66	60	55	71	64	59	54	62	57	54
4	68	59	52	47	66	58	52	47	56	51	46
5	63	53	45	41	61	52	46	41	50	45	41
6	58	48	41	37	57	47	41	36	46	40	36
7	54	44	37	33	53	43	37	32	42	36	32
8	50	40	34	29	49	40	33	29	39	33	29
9	47	37	31	26	46	36	31	26	36	30	26
10	44	34	28	24	43	34	28	24	33	28	24

Based on floor reflectance of 20

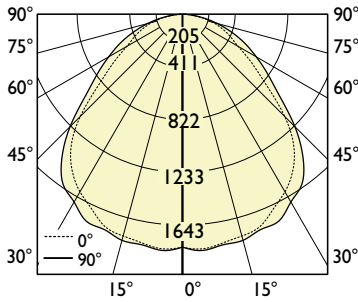
● PHOTOMETRIC DATA

2 T5



with **VL**optic™

PHOTOMETRIC CURVE



Test Lamp: 2xF28T5  
 IES FILE: DIA14-VL-T5-2.ies

Efficiency: 76.7%

CANDELA DISTRIBUTION

Vertical Angle	Horizontal Angles					Zonal Lumens
	0	22.5	45	67.5	90	
0	1819	1819	1819	1819	1819	
5	1845	1823	1849	1839	1818	99
15	1780	1791	1765	1773	1786	426
25	1688	1681	1676	1665	1673	714
35	1511	1478	1477	1459	1439	905
45	1159	1138	1088	1026	993	875
55	676	680	638	618	607	640
65	407	415	398	352	345	426
75	242	233	220	188	180	265
85	60	60	59	54	51	104
90	12	10	10	10	11	

COEFFICIENTS OF UTILIZATION (%)

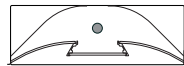
Ceiling	80				70				50			
	70	50	30	10	70	50	30	10	50	30	10	
Wall												
0	92	92	92	92	90	90	90	90	86	86	86	
1	85	81	78	75	82	79	77	74	76	74	72	
2	78	72	67	63	76	70	66	62	68	64	61	
3	71	64	58	53	69	63	57	53	60	56	52	
4	66	57	51	46	64	56	50	46	54	49	45	
5	61	51	45	40	59	51	44	40	49	44	39	
6	56	47	40	35	55	46	40	35	44	39	35	
7	52	44	36	31	51	42	36	31	41	35	31	
8	49	39	33	28	48	38	32	28	37	32	28	
9	46	36	30	26	45	35	29	26	34	29	25	
10	43	33	27	23	42	33	27	23	32	27	23	

Based on floor reflectance of 20

LUMINANCE DATA (CD/M<sup>2</sup>)

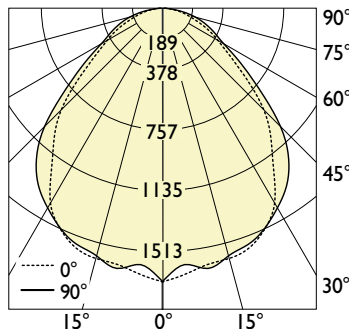
Vertical Angle	Horizontal Angles		
	0	45	90
45	4295	3358	2969
55	2994	2213	2019
65	2327	1629	1338
75	2036	1139	867
85	1018	433	337

1 T5HO



with **VL**optic™

PHOTOMETRIC CURVE



Test Lamp: 1xF54T5HO  
 IES FILE: DIA14-VL-T5HO-1.ies

Efficiency: 79.0%

CANDELA DISTRIBUTION

Vertical Angle	Horizontal Angles					Zonal Lumens
	0	22.5	45	67.5	90	
0	1703	1703	1703	1703	1703	
5	1602	1621	1638	1672	1661	89
15	1595	1581	1594	1593	1612	381
25	1511	1516	1506	1525	1514	644
35	1350	1343	1307	1235	1207	798
45	1042	1005	934	915	895	769
55	597	591	581	536	512	565
65	358	368	343	312	314	373
75	214	206	197	170	158	236
85	54	53	53	48	47	93
90	10	9	10	9	9	

COEFFICIENTS OF UTILIZATION (%)

Ceiling	80				70				50			
	70	50	30	10	70	50	30	10	50	30	10	
Wall												
0	94	94	94	94	92	92	92	92	88	88	88	
1	87	84	80	78	85	82	79	76	78	76	74	
2	80	74	69	65	78	72	68	64	70	66	63	
3	73	66	60	55	71	64	59	54	62	57	53	
4	68	59	52	47	68	59	52	47	57	51	46	
5	63	53	46	41	61	52	46	41	50	45	41	
6	58	48	41	37	57	47	41	36	46	40	36	
7	54	44	37	33	53	43	37	32	42	36	32	
8	50	40	34	29	49	40	33	29	39	33	29	
9	47	37	31	26	46	36	30	26	36	30	26	
10	44	34	28	24	43	34	28	24	33	28	24	

Based on floor reflectance of 20

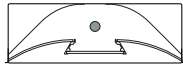
LUMINANCE DATA (CD/M<sup>2</sup>)

Vertical Angle	Horizontal Angles		
	0	45	90
45	3863	2885	2676
55	2644	2015	1703
65	2045	1404	1216
75	1800	1019	760
85	906	388	316

**i** All IES files are available for download at: [www.axislighting.com](http://www.axislighting.com)

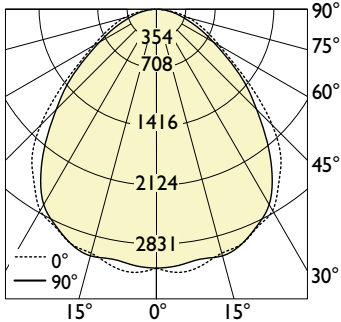
● PHOTOMETRIC DATA

2 T5HO



with **VLoptic™**

PHOTOMETRIC CURVE



Test Lamp: 2x**F54T5HO**  
 IES FILE: DIA14-VL-T5HO-2.ies

Efficiency: **76.6%**

CANDELA DISTRIBUTION

Vertical Angle	Horizontal Angles					Zonal Lumens
	0	22.5	45	67.5	90	
0	3122	3122	3122	3122	3122	
5	3185	3094	3160	3080	3101	168
15	3045	3085	3081	3051	3078	732
25	2893	2882	2897	2870	2879	1230
35	2570	2537	2540	2477	2432	1541
45	1977	1944	1847	1752	1709	1499
55	1140	1173	1127	1089	1067	1117
65	694	714	684	620	594	740
75	409	398	359	309	291	445
85	101	100	97	86	84	170
90	20	16	16	19	17	

COEFFICIENTS OF UTILIZATION (%)

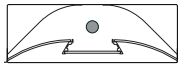
Ceiling	80				70				50			
	70	50	30	10	70	50	30	10	50	30	10	
Wall	70	50	30	10	70	50	30	10	50	30	10	
0	91	91	91	91	89	89	89	89	85	85	85	
1	84	81	78	75	82	79	76	74	76	74	72	
2	77	71	67	63	75	70	66	62	67	64	60	
3	71	63	58	53	69	62	57	53	60	55	52	
4	65	57	50	46	64	56	50	45	54	49	45	
5	60	51	45	40	59	50	44	40	49	43	39	
6	56	46	40	35	55	46	39	35	44	39	35	
7	52	42	36	31	51	42	36	31	40	35	31	
8	49	39	32	28	47	38	32	28	37	32	28	
9	45	36	30	25	44	35	29	25	34	29	25	
10	43	33	27	23	42	33	27	23	32	27	23	

Based on floor reflectance of 20

LUMINANCE DATA (CD/M<sup>2</sup>)

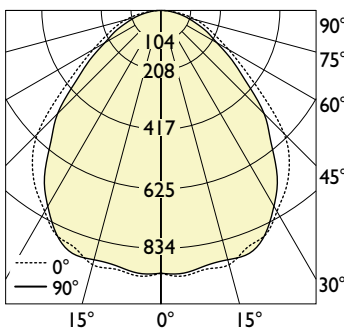
Vertical Angle	Horizontal Angles		
	0	45	90
45	7327	5704	5110
55	5049	3906	3546
65	3966	2799	2303
75	3438	1863	1403
85	1709	716	557

1 T8



with **VLoptic™**

PHOTOMETRIC CURVE



Test Lamp: 1x**F32T8**  
 IES FILE: DIA14-VL-T8-1.ies

Efficiency: **77.5%**

CANDELA DISTRIBUTION

Vertical Angle	Horizontal Angles					Zonal Lumens
	0	22.5	45	67.5	90	
0	922	922	922	922	922	
5	915	930	929	929	938	50
15	905	905	907	913	920	217
25	851	857	858	863	854	365
35	761	758	741	724	711	453
45	590	569	535	511	506	438
55	342	338	325	310	305	322
65	205	208	200	178	172	214
75	122	117	110	97	91	134
85	32	30	30	28	27	53
90	6	5	6	5	6	

COEFFICIENTS OF UTILIZATION (%)

Ceiling	80				70				50			
	70	50	30	10	70	50	30	10	50	30	10	
Wall	70	50	30	10	70	50	30	10	50	30	10	
0	93	93	93	93	90	90	90	90	86	86	86	
1	85	82	79	76	83	80	78	75	77	75	73	
2	78	72	68	64	76	71	67	63	68	65	61	
3	72	64	59	54	70	63	58	53	61	56	53	
4	66	58	51	46	65	57	51	46	55	50	46	
5	61	52	45	41	60	51	45	40	50	44	40	
6	57	47	41	36	55	46	40	36	45	39	35	
7	53	43	36	32	52	42	36	32	41	36	32	
8	49	39	33	29	48	39	33	29	38	32	28	
9	46	36	30	26	45	36	30	26	35	30	26	
10	43	34	28	24	42	33	27	24	32	27	23	

Based on floor reflectance of 20

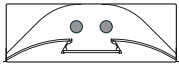
LUMINANCE DATA (CD/M<sup>2</sup>)

Vertical Angle	Horizontal Angles		
	0	45	90
45	2188	1651	1512
55	1513	1126	1013
65	1170	818	667
75	1029	569	438
85	542	222	178

**i** All IES files are available for download at: [www.axislighting.com](http://www.axislighting.com)

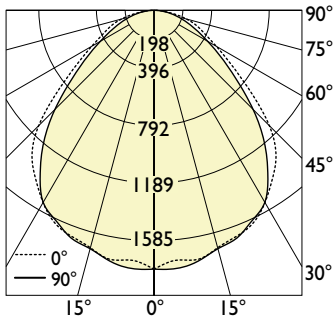
● PHOTOMETRIC DATA

2 T8



with **V<sub>L</sub>optic™**

PHOTOMETRIC CURVE



**Test Lamp: 2xF32T8**  
 IES FILE: DIA14-VL-T8-2.ies

**Efficiency: 73.3%**

CANDELA DISTRIBUTION

Vertical Angle	Horizontal Angles					Zonal Lumens
	0	22.5	45	67.5	90	
0	1781	1781	1781	1781	1781	
5	1726	1734	1745	1717	1783	94
15	1691	1701	1698	1689	1698	405
25	1615	1601	1603	1600	1597	682
35	1419	1423	1418	1387	1365	859
45	1123	1104	1033	982	964	844
55	647	652	617	579	566	612
65	388	399	370	332	323	403
75	232	223	208	179	171	252
85	58	57	56	51	49	98
90	12	10	11	10	9	

LUMINANCE DATA (CD/M<sup>2</sup>)

Vertical Angle	Horizontal Angles		
	0	45	90
45	4162	3189	2882
55	2864	2139	1882
65	2218	1515	1253
75	1953	1080	824
85	983	415	325

COEFFICIENTS OF UTILIZATION (%)

Ceiling	80				70				50		
	70	50	30	10	70	50	30	10	50	30	10
Wall											
0	88	88	88	88	85	85	85	85	82	82	82
1	81	78	75	72	79	76	73	71	73	71	69
2	74	68	64	60	72	67	63	59	65	61	58
3	68	61	55	51	66	60	55	50	58	53	50
4	63	54	48	44	61	54	48	44	52	47	43
5	58	49	43	38	56	48	42	38	47	42	38
6	54	44	38	34	52	44	38	34	42	37	33
7	50	40	34	30	49	40	34	30	39	34	30
8	47	37	31	27	45	37	31	27	36	30	27
9	44	34	28	24	43	34	28	24	33	28	24
10	41	32	26	22	40	31	26	22	30	26	22

Based on floor reflectance of 20

**i** All IES files are available for download at: [www.axislighting.com](http://www.axislighting.com)