

● **PROJECT INFORMATION**

Project:

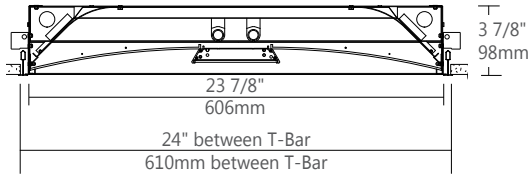
Notes:

Type:

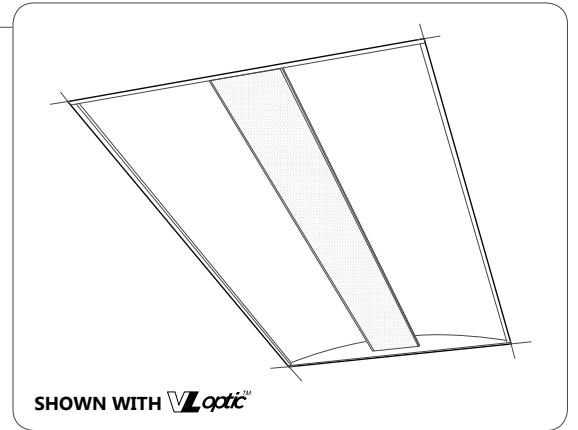
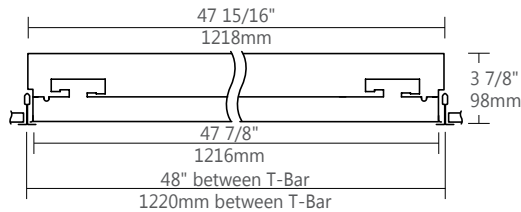
Approved by: Date:

● **DIMENSIONS**

SECTION VIEW



SIDE VIEW



● **ORDERING CODE**

1	2	3	4	5	6	7	8	9	10	11	12	13	14
---	---	---	---	---	---	---	---	---	----	----	----	----	----

● **PRODUCT SPECIFICATIONS**

1 PRODUCT ID	2 SIZE	3 CENTER OPTIC	4 LAMP	5 LAMP CONFIGURATION	6 FINISH
DIA dia	24 2'X4'	VL vl optic S satin lens	T5 T5 T5HO T5HO T8 T8	1 1 lamp 2 2 lamps 3 3 lamps	W white C custom

7 VOLTAGE	8 BALLAST	9 CIRCUITS	10 MOUNTING/SUSPENSION	11 BATTERY (OPTIONAL)
120 120V 277 277V 347 347V ⁽¹⁾ UNV universal	D dimming E instant start ⁽²⁾ ERS program start BI bi-level dimming +M master +S satellite	1 1 regular 2 2 regular 2A/B 2 alternating +E(#) emergency section +NL(#) night light section +GTD(#) generator transfer device	TB9 t-bar 9/16" TB15 t-bar 15/16" ST screw slot t-bar TG9 tegular 9/16" TG15 tegular 15/16" DF drywall flange	B# battery pack
(1) Please consult factory	(2) Available with T8 lamp only			

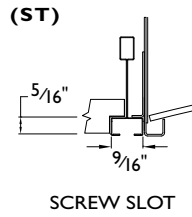
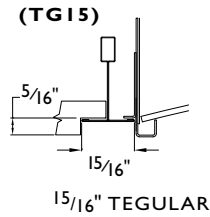
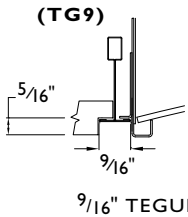
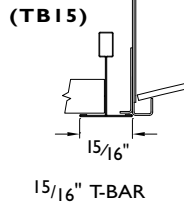
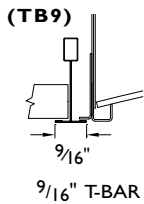
12 OTHER (OPTIONAL)	13 IC CONTROLS (OPTIONAL)	14 CUSTOM (OPTIONAL)
F fuse AR air return FW(#) flex whip (6' std) CP chicago plenum	DS# daylight sensor OS# occupancy sensor DS+OS# daylight+occupancy sensor DOS# daylight&occupancy sensor See integrated controls guide for further details	C custom Please specify

SPECIFY BALLAST NAME (if needed)

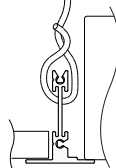
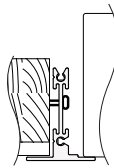
SPECIFY BATTERY NAME (if needed)

● CEILING SYSTEM

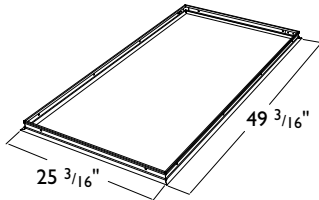
T-BAR STYLE MOUNTING



DRYWALL WITH FLANGE KIT (DF)



DRYWALL MOUNTING KIT



FIXTURE DIMENSIONS
47 3/8" / 23 3/8"

CUT HOLE DIMENSIONS
48 7/16" / 24 7/16"

i Installation sheets for all mounting options are available at: www.axislighting.com


● CONSTRUCTION

Housing	Die formed cold rolled sheet steel (20 gauge)
Central Lens Housing	Extruded aluminum (0.060" nominal)
Reflectors	Die formed cold rolled sheet steel (22 gauge)
Interior Brackets	Die formed cold rolled sheet steel (20 gauge)
Drywall Flange Kit	Extruded aluminum (0.060" nominal)

● WEIGHT

Standard	34 lbs / 15.4 kg
Drywall with Kit	38 lbs / 17.4 kg

● APPROVALS

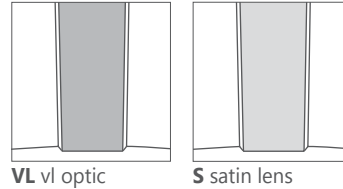
Certified to UL and CUL standards 
 Chicago Plenum Certified (CECA)
 Meets NYC requirements
 Suitable for damp locations.
 IC Rated (Insulated ceiling)

● OPTICAL SYSTEM

DIA optical system includes two side lenses and one center lens. Center lens has an extruded aluminum frame and can be opened to replace the lamps. Side lenses are 0.08" PMMA satin blend.

There are two available options for center lens:

- VL opti[™]:** PMMA Precision formed microconical structure (VL Optic) 92 percent transmission that cuts off glare above 55 degrees.
- Satin:** PMMA blend satin lens (0.12" nominal) 68% transmissive.



● ELECTRICAL

- Ballast** Electronic IS, Electronic Rapid Start, Dimming (0-10V, Line, EcoSystem, DALI), BI-level dimming
With preinstalled ballast disconnect as per NEC & CEC
- Emergency** Emergency battery pack or emergency circuit
- Voltage** 120V, 277V, 347V, UNV

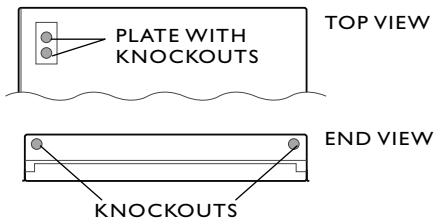
● FINISH

Highly reflective, matte powder coat white paint for high efficiency. Matte texture to diffuse glare and lamp image on the surface within the optical chamber exterior. Custom finishes are also available.

● STANDARD AND END MOUNT POWER FEED

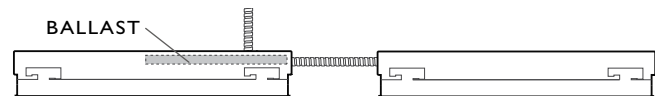
Knockouts for BX cable connection are provided both on the top and on the ends of the luminaire. This allows for an end mount power feed solution if it is required.

(BX CABLE BY OTHER)



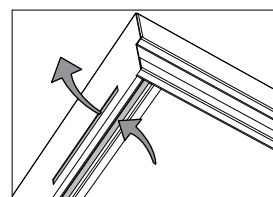
● MASTER / SATELLITE CONFIGURATION

Master / Satellite configuration allows the satellite luminaire to share a ballast and power supply with the master luminaire.



(BX CABLE BY OTHER) **i** Check Master/Satellite Installation Guide file DIA-PO-WA.MS.INST for details.

● AIR RETURN




The air return (AR) option consists of discreet slots along the sides of the luminaire. These slots allow air to exhaust into the plenum and eliminate the need for unsightly air return grilles, and create a clean and well organized ceiling.

● **INTEGRATED CONTROL OPTIONS**

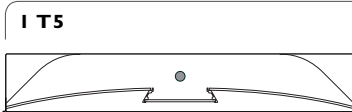
DIA luminaires allow the use of integrated controls such as daylight sensors (DS), occupancy sensors (OS), individual daylight sensors and occupancy sensors (DS+OS), and combination daylight/occupancy sensors (DOS). These options can be seamlessly integrated into our luminaires. The control system could be used to optimize the lighting of the space by reducing energy consumption through daylight harvesting and occupancy, thereby improving the overall interior environment and allowing for LEED credits.

- Consult factory for other options.
- Refer to IC brochure for more information.



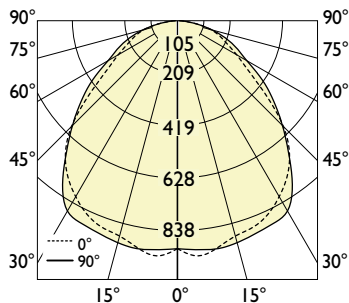
SENSORS	BRAND	Model	TYPE	CODE	COMPATIBLE DIMMING BALLAST
Daylight Sensor (DS)	Lutron	EC-DIR-WH	Daylight	LD	EcoSystem
	Wattstopper	FD-301	Daylight	WD	0-10V
	Philips	Luxsense	Daylight	PL	0-10V
Occupancy Sensor (OS)	Wattstopper	FS-205	PIR Occupancy	WP1	Programmed Rapid Start
		FS-355	PIR Occupancy	WP2	Programmed Rapid Start
		FS-155	PIR Occupancy	WP3	Programmed Rapid Start
		FS-505	Ultrasonic Occupancy	WU1	Programmed Rapid Start
		FS-505C	Ultrasonic Occupancy	WU2	Programmed Rapid Start
		FM-105	High Frequency Occupancy	WH	Programmed Rapid Start
Daylight & Occupancy Sensors (DOS)	Philips	Actilume	Daylight & PIR Occupancy	PA	DALI or 0-10V

● **PHOTOMETRIC DATA**



with **VLoptc™**

PHOTOMETRIC CURVE



Test Lamp: 1xF28T5
 IES FILE: DIA24-VL-T5-I.ies

Efficiency: 84.2%

i All IES files are available for download at: www.axislighting.com

CANDELA DISTRIBUTION

Vertical Angle	Horizontal Angles					Zonal Lumens
	0	22.5	45	67.5	90	
0	912	912	912	912	912	
5	942	910	904	905	921	49
15	891	887	895	901	904	213
25	836	848	864	880	897	365
35	745	769	794	789	785	474
45	588	586	579	575	581	468
55	343	357	379	399	400	366
65	215	234	258	248	256	264
75	133	136	146	148	139	175
85	35	35	38	35	32	66
90	6	6	6	5	5	

LUMINANCE DATA (CD/M²)

Vertical Angle	Horizontal Angles		
	0	45	90
45	1071	971	981
55	746	737	785
65	604	619	621
75	550	476	461
85	288	205	174

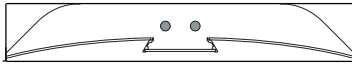
COEFFICIENTS OF UTILIZATION (%)

Ceiling	80			70			50				
	70	50	30	10	70	50	30	10	50	30	10
Wall	70	50	30	10	70	50	30	10	50	30	10
0	101	101	101	101	98	98	98	98	94	94	94
1	92	88	85	82	90	87	83	81	83	80	78
2	84	78	72	68	82	76	71	67	73	69	65
3	77	69	62	57	75	67	61	56	65	60	55
4	71	61	54	49	69	60	53	48	58	52	48
5	65	55	48	42	64	54	47	42	52	46	42
6	61	50	42	37	59	49	42	37	47	41	37
7	56	45	38	33	55	45	38	33	43	37	33
8	52	41	34	29	51	41	34	29	40	34	29
9	49	38	31	27	48	37	31	27	37	31	26
10	46	35	29	24	45	35	28	24	34	28	24

Based on floor reflectance of 20

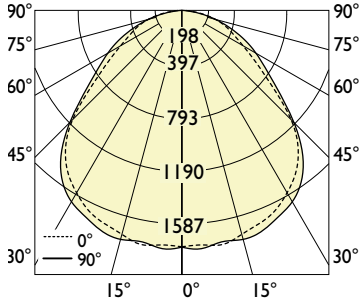
PHOTOMETRIC DATA

2 T5



with **VL_{opti}c™**

PHOTOMETRIC CURVE



Test Lamp: 2x F28T5
 IES FILE: DIA24-VL-T5-2.ies

Efficiency: 82.8%

CANDELA DISTRIBUTION

Vertical Angle	Horizontal Angles					Zonal Lumens
	0	22.5	45	67.5	90	
0	1753	1753	1753	1753	1753	
5	1746	1741	1785	1767	1774	95
15	1719	1734	1740	1744	1760	414
25	1638	1650	1679	1694	1697	709
35	1473	1481	1497	1551	1557	915
45	1148	1153	1182	1190	1197	941
55	671	711	756	769	782	724
65	424	467	500	521	530	528
75	259	268	285	286	280	346
85	68	69	73	68	59	129
90	15	12	11	10	9	

COEFFICIENTS OF UTILIZATION (%)

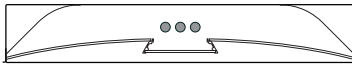
Ceiling	80				70				50			
	70	50	30	10	70	50	30	10	50	30	10	
Wall	70	50	30	10	70	50	30	10	50	30	10	
0	99	99	99	99	97	97	97	97	92	92	92	
1	91	87	84	81	88	85	82	79	82	79	77	
2	83	76	71	66	81	75	70	66	72	68	64	
3	76	67	61	56	74	66	60	55	64	59	54	
4	70	60	53	48	68	59	52	47	57	51	47	
5	64	54	47	41	63	53	46	41	51	45	41	
6	59	49	41	36	58	48	41	36	46	40	36	
7	55	44	37	32	54	44	37	32	42	36	32	
8	51	40	34	29	50	40	33	29	39	33	28	
9	48	37	30	26	47	37	30	26	36	30	26	
10	45	34	28	24	44	34	28	23	33	27	23	

Based on floor reflectance of 20

LUMINANCE DATA (CD/M²)

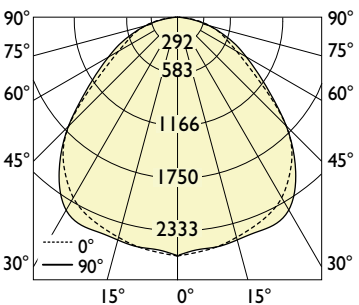
Vertical Angle	Horizontal Angles		
	0	45	90
45	2092	1981	2021
55	1462	1468	1534
65	1191	2000	1286
75	1072	930	929
85	569	391	324

3 T5



with **VL_{opti}c™**

PHOTOMETRIC CURVE



Test Lamp: 3x F28T5
 IES FILE: DIA24-VL-T5-3.ies

Efficiency: 80.0%

CANDELA DISTRIBUTION

Vertical Angle	Horizontal Angles					Zonal Lumens
	0	22.5	45	67.5	90	
0	2624	2624	2624	2624	2624	
5	2593	2584	2562	2579	2568	139
15	2506	2512	2531	2543	2540	602
25	2388	2404	2449	2483	2524	1034
35	2139	2182	2239	2289	2280	1351
45	1690	1694	1712	1705	1722	1370
55	962	1021	1077	1103	1117	1041
65	604	670	708	714	726	743
75	370	387	408	404	389	490
85	97	99	105	96	84	183
90	19	16	16	12	12	

COEFFICIENTS OF UTILIZATION (%)

Ceiling	80				70				50			
	70	50	30	10	70	50	30	10	50	30	10	
Wall	70	50	30	10	70	50	30	10	50	30	10	
0	95	95	95	95	93	93	93	93	89	89	89	
1	88	84	81	78	86	82	79	77	79	76	74	
2	80	74	69	64	78	72	68	64	70	66	62	
3	73	65	59	54	71	64	58	54	62	57	53	
4	67	58	51	46	66	57	51	46	55	50	45	
5	62	52	45	40	61	51	45	40	50	44	39	
6	58	47	40	35	56	46	40	35	45	39	35	
7	53	43	36	31	52	42	36	31	41	35	31	
8	50	39	33	28	49	39	32	28	38	32	28	
9	47	36	30	25	45	36	29	24	35	29	25	
10	44	33	27	23	43	33	27	23	32	27	23	

Based on floor reflectance of 20

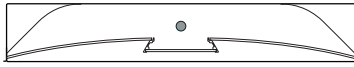
LUMINANCE DATA (CD/M²)

Vertical Angle	Horizontal Angles		
	0	45	90
45	3080	2870	2908
55	2095	2093	2191
65	1696	1699	1765
75	1532	1331	1292
85	808	559	463

i All IES files are available for download at: www.axislighting.com

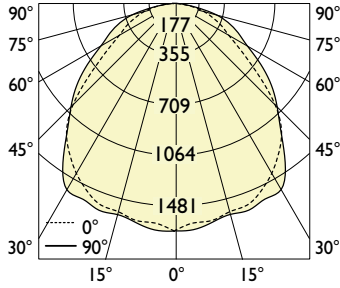
● **PHOTOMETRIC DATA**

1 T5HO



with **VL_{optic}**

PHOTOMETRIC CURVE



Test Lamp: 1x F54T5HO
 IES FILE: DIA24-VL-T5HO-1.ies

Efficiency: 84.2%

CANDELA DISTRIBUTION

Vertical Angle	Horizontal Angles					Zonal Lumens
	0	22.5	45	67.5	90	
0	1553	1553	1553	1553	1553	
5	1569	1596	1547	1553	1534	84
15	1514	1531	1540	1543	1560	366
25	1449	1454	1481	1510	1528	627
35	1301	1317	1364	1372	1367	817
45	1011	1015	1004	1003	1009	811
55	588	615	655	683	692	631
65	373	407	443	436	436	457
75	230	235	250	255	248	302
85	60	61	65	61	53	113
90	13	11	10	9	7	

COEFFICIENTS OF UTILIZATION (%)

Ceiling	80			70			50				
	70	50	30	10	70	50	30	10	50	30	10
Wall											
0	101	101	101	101	98	98	98	98	94	94	94
1	92	89	85	82	90	87	83	81	83	80	78
2	84	78	72	68	82	76	71	67	73	69	65
3	77	69	62	57	75	67	61	56	65	60	55
4	71	61	54	49	69	60	53	48	58	52	48
5	65	55	48	42	64	54	47	42	52	46	42
6	61	50	42	37	59	49	42	37	47	41	37
7	56	45	38	33	55	44	38	33	43	37	33
8	52	41	34	29	51	41	34	29	40	34	29
9	49	38	31	27	48	37	31	26	36	31	26
10	46	35	28	24	45	35	28	24	34	28	24

Based on floor reflectance of 20

LUMINANCE DATA (CD/M²)

Vertical Angle	Horizontal Angles		
	0	45	90
45	1843	1684	1703
55	1281	1273	1357
65	1047	1064	1060
75	951	815	823
85	497	346	293

COEFFICIENTS OF UTILIZATION (%)

Ceiling	80			70			50				
	70	50	30	10	70	50	30	10	50	30	10
Wall											
0	99	99	99	99	97	97	97	92	92	90	90
1	91	87	84	81	85	82	79	82	77	77	75
2	83	76	71	66	75	70	66	72	64	66	62
3	76	67	61	56	66	60	55	64	54	57	53
4	70	60	53	48	59	52	47	57	47	50	45
5	64	54	47	41	53	46	41	51	41	44	39
6	59	49	41	36	48	41	36	46	36	39	35
7	55	44	37	32	44	37	32	42	32	35	31
8	51	40	34	29	40	33	29	39	29	32	28
9	48	37	30	26	37	30	26	36	26	29	25
10	45	34	28	24	34	28	23	33	23	26	23

Based on floor reflectance of 20

LUMINANCE DATA (CD/M²)

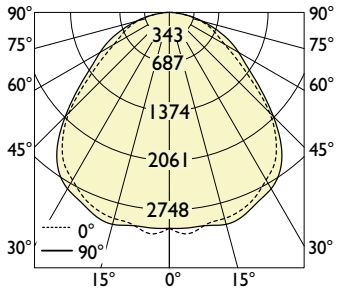
Vertical Angle	Horizontal Angles		
	0	45	90
45	3595	3423	3456
55	2521	2506	2607
65	2045	2065	2223
75	1854	1627	1593
85	965	677	593

2 T5HO



with **VL_{optic}**

PHOTOMETRIC CURVE



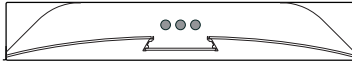
Test Lamp: 2x F54T5HO
 IES FILE: DIA24-VL-T8-2.ies

Efficiency: 82.8%

i All IES files are available for download at: www.axislighting.com

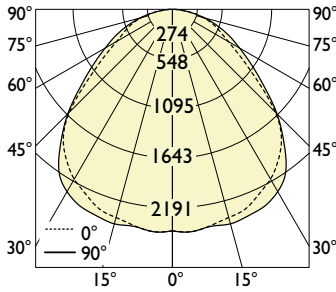
● **PHOTOMETRIC DATA**

3 T5HO



with **VL_{optic}**

PHOTOMETRIC CURVE



Test Lamp: 3x F54T5HO
 IES FILE: DIA24-VL-T5HO-3.ies

Efficiency: 80.0%

CANDELA DISTRIBUTION

Vertical Angle	Horizontal Angles					Zonal Lumens
	0	22.5	45	67.5	90	
0	4431	4431	4431	4431	4431	
5	4462	4404	4443	4426	4463	238
15	4314	4341	4355	4415	4444	1039
25	4082	4139	4214	4297	4348	1786
35	3687	3751	3867	3965	3953	2326
45	2912	2920	2939	2934	2957	2358
55	1674	1764	1870	1904	1930	1798
65	1052	1150	1225	1239	1252	1283
75	640	661	707	692	663	842
85	166	171	183	166	148	316
90	34	29	25	22	21	

COEFFICIENTS OF UTILIZATION (%)

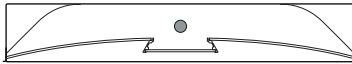
Ceiling	80			70			50				
	70	50	30	10	70	50	30	10	50	30	10
Wall	70	50	30	10	70	50	30	10	50	30	10
0	96	96	96	96	93	93	93	93	89	89	89
1	88	84	81	78	86	82	79	77	79	76	74
2	80	74	69	64	78	72	68	64	70	66	62
3	73	65	59	54	71	64	58	54	62	57	53
4	67	58	51	46	66	57	51	46	55	50	45
5	62	52	45	40	61	51	45	40	50	44	40
6	58	47	40	35	56	46	40	35	45	39	35
7	53	43	36	31	52	42	36	31	41	35	31
8	50	39	33	28	49	39	32	28	38	32	28
9	47	36	30	25	45	36	29	25	35	29	25
10	44	33	27	23	43	33	27	23	32	27	23

Based on floor reflectance of 20

LUMINANCE DATA (CD/M²)

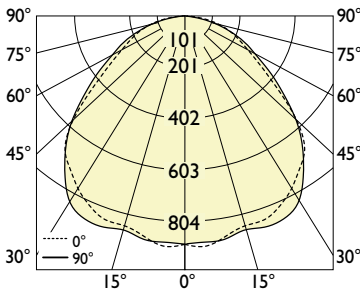
Vertical Angle	Horizontal Angles		
	0	45	90
45	5306	4927	4992
55	3644	3634	3787
65	2956	2939	3042
75	2650	2304	2203
85	1386	980	817

1 T8



with **VL_{optic}**

PHOTOMETRIC CURVE



Test Lamp: 1x F32T8
 IES FILE: DIA24-VL-T8-1.ies

Efficiency: 83.2%

CANDELA DISTRIBUTION

Vertical Angle	Horizontal Angles					Zonal Lumens
	0	22.5	45	67.5	90	
0	894	894	894	894	894	
5	905	864	871	882	890	47
15	851	871	873	882	869	208
25	821	827	841	877	877	357
35	730	745	776	784	772	464
45	577	577	575	589	595	467
55	336	354	378	392	399	364
65	217	233	253	256	259	265
75	130	136	143	148	139	174
85	34	34	38	36	31	65
90	7	7	6	5	5	

COEFFICIENTS OF UTILIZATION (%)

Ceiling	80			70			50				
	70	50	30	10	70	50	30	10	50	30	10
Wall	70	50	30	10	70	50	30	10	50	30	10
0	99	99	99	99	97	97	97	97	93	93	93
1	91	87	84	81	89	85	82	80	82	79	77
2	83	77	71	67	81	75	70	66	72	68	64
3	76	68	61	56	74	66	60	55	64	59	55
4	70	60	53	48	68	59	53	48	57	51	46
5	65	54	47	42	63	53	46	41	51	45	41
6	60	49	42	36	58	48	41	36	47	41	36
7	55	44	37	32	54	44	37	32	43	36	32
8	52	41	34	29	50	40	33	29	39	33	29
9	48	37	31	26	47	37	30	26	36	30	26
10	45	34	28	24	44	34	28	24	33	27	23

Based on floor reflectance of 20

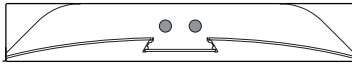
LUMINANCE DATA (CD/M²)

Vertical Angle	Horizontal Angles		
	0	45	90
45	1051	964	1005
55	731	735	783
65	609	607	630
75	538	465	461
85	283	203	169

i All IES files are available for download at: www.axislighting.com

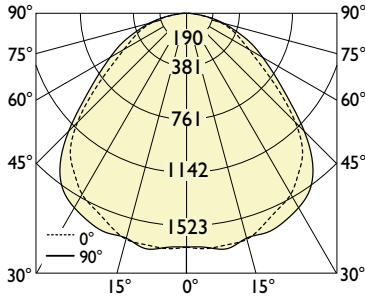
PHOTOMETRIC DATA

2 T8



with **VL_{opti}c™**

PHOTOMETRIC CURVE



Test Lamp: 2xF32T8
 IES FILE: DIA24-VL-T8-2.ies

Efficiency: 80.9%

CANDELA DISTRIBUTION

Vertical Angle	Horizontal Angles					Zonal Lumens
	0	22.5	45	67.5	90	
0	1676	1676	1676	1676	1676	
5	1693	1684	1679	1682	1685	90
15	1677	1663	1668	1665	1669	397
25	1552	1580	1609	1653	1652	682
35	1402	1422	1470	1521	1545	890
45	1107	1135	1178	1197	1196	932
55	659	701	744	762	774	718
65	424	466	491	502	515	518
75	254	265	282	277	277	339
85	67	68	72	66	59	127
90	13	12	10	9	10	

COEFFICIENTS OF UTILIZATION (%)

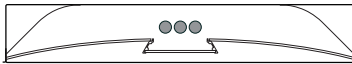
Ceiling	80				70				50			
	70	50	30	10	70	50	30	10	50	30	10	
Wall	70	50	30	10	70	50	30	10	50	30	10	
0	97	97	97	97	94	94	94	94	90	90	90	
1	89	85	82	79	86	83	80	77	80	77	75	
2	81	74	69	65	79	73	68	64	70	66	62	
3	74	66	59	54	72	64	59	54	62	57	53	
4	68	59	52	46	66	57	51	46	55	50	45	
5	63	52	45	40	61	52	45	40	50	44	39	
6	58	47	40	35	56	47	40	35	45	39	35	
7	54	43	36	31	52	42	36	31	41	35	31	
8	50	39	33	28	49	39	32	28	38	32	28	
9	47	36	30	25	46	36	29	25	35	29	25	
10	44	33	27	23	43	33	27	23	32	26	23	

Based on floor reflectance of 20

LUMINANCE DATA (CD/M²)

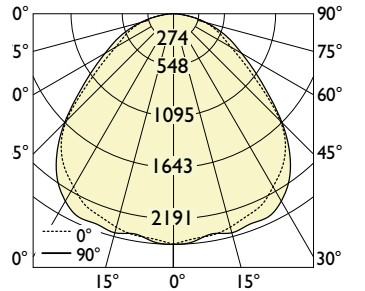
Vertical Angle	Horizontal Angles		
	0	45	90
45	2018	1975	2019
55	1434	1446	1519
65	1191	1177	1252
75	1051	919	920
85	555	383	325

3 T8



with **VL_{opti}c™**

PHOTOMETRIC CURVE



Test Lamp: 3xF32T8
 IES FILE: DIA24-VL-T8-3.ies

Efficiency: 75.9%

CANDELA DISTRIBUTION

Vertical Angle	Horizontal Angles					Zonal Lumens
	0	22.5	45	67.5	90	
0	2464	2464	2464	2464	2464	
5	2416	2415	2405	2416	2446	130
15	2361	2376	2379	2405	2424	568
25	2249	2268	2315	2365	2398	979
35	2023	2062	2124	2149	2164	1274
45	1620	1621	1634	1641	1646	1308
55	933	986	1032	1050	1058	999
65	585	637	669	678	684	707
75	355	360	387	377	364	463
85	91	95	102	92	80	174
90	19	17	14	12	11	

COEFFICIENTS OF UTILIZATION (%)

Ceiling	80				70				50			
	70	50	30	10	70	50	30	10	50	30	10	
Wall	70 <td>50 <td>30 <td>10 <td>70 <td>50 <td>30 <td>10 <td>50 <td>30 <td>10 </td></td></td></td></td></td></td></td></td></td>	50 <td>30 <td>10 <td>70 <td>50 <td>30 <td>10 <td>50 <td>30 <td>10 </td></td></td></td></td></td></td></td></td>	30 <td>10 <td>70 <td>50 <td>30 <td>10 <td>50 <td>30 <td>10 </td></td></td></td></td></td></td></td>	10 <td>70 <td>50 <td>30 <td>10 <td>50 <td>30 <td>10 </td></td></td></td></td></td></td>	70 <td>50 <td>30 <td>10 <td>50 <td>30 <td>10 </td></td></td></td></td></td>	50 <td>30 <td>10 <td>50 <td>30 <td>10 </td></td></td></td></td>	30 <td>10 <td>50 <td>30 <td>10 </td></td></td></td>	10 <td>50 <td>30 <td>10 </td></td></td>	50 <td>30 <td>10 </td></td>	30 <td>10 </td>	10	
0	91	91	91	91	89	89	89	89	85	85	85	
1	83	80	77	74	81	78	75	73	75	73	70	
2	76	70	65	61	74	69	64	60	66	62	59	
3	70	62	56	51	68	61	55	51	59	54	53	
4	64	55	49	44	62	54	48	44	52	47	43	
5	59	50	43	38	57	49	43	38	47	42	37	
6	55	45	38	33	53	44	38	33	43	37	33	
7	51	41	34	30	49	40	34	30	39	33	29	
8	47	37	31	26	46	37	31	26	36	30	26	
9	44	34	28	24	43	34	28	24	33	27	24	
10	41	32	26	22	40	31	25	22	30	25	22	

Based on floor reflectance of 20

LUMINANCE DATA (CD/M²)

Vertical Angle	Horizontal Angles		
	0	45	90
45	2953	2740	2778
55	2032	2005	2076
65	1645	1605	1663
75	1471	1263	1208
85	761	543	442

i All IES files are available for download at: www.axislighting.com