

PROJECT INFORMATION

Project:

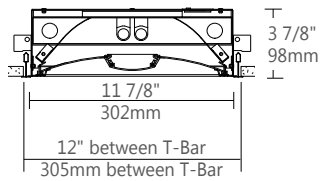
Notes:

Type:

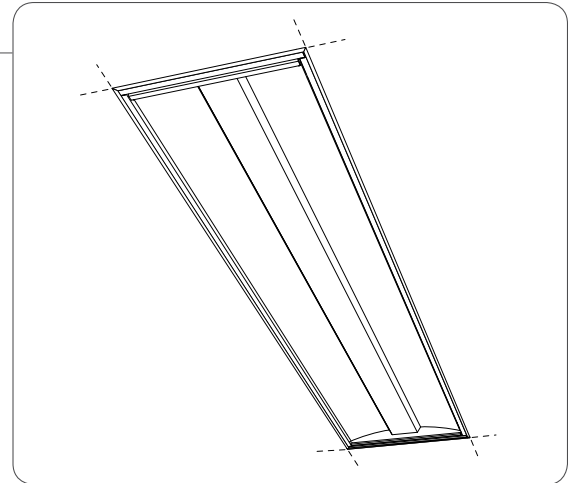
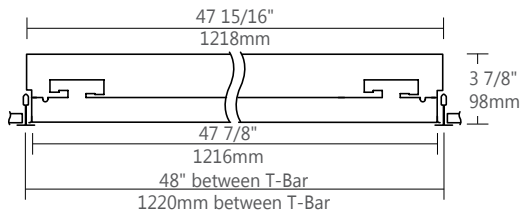
Approved by: Date:

DIMENSIONS

SECTION VIEW



SIDE VIEW



TECHZONE™ AND LOGIX™ COMPATIBLE



cULus Listed
Type I.C.

ORDERING CODE

1	2	3	4	5	6	7	8	9	10	11	12	13	14
---	---	---	---	---	---	---	---	---	----	----	----	----	----

PRODUCT SPECIFICATIONS

1	PRODUCT ID	2	SIZE	3	CENTER OPTIC	4	LAMP	5	LAMP CONFIGURATION	6	FINISH
DAYF	flat	14	1'X4'	S	satin lens	T5	T5	1	1 lamp	AM	antimicrobial
DAYC	curved			SB	baffle ⁽¹⁾	T5HO	T5HO	2	2 lamps	W	white
					(1) With frosted lens	T8	T8			C	custom

7	VOLTAGE	8	BALLAST	9	CIRCUITS	10	MOUNTING/SUSPENSION	11	BATTERY (OPTIONAL)
120	120V	D	dimming	1	1 regular	TB9	t-bar 9/16"	B#	battery pack
277	277V	E	instant start ⁽³⁾	2	2 regular	TB15	t-bar 15/16"		
347	347V ⁽²⁾	ERS	program start	2A/B	2 alternating	ST	screw slot t-bar		
UNV	universal	BI	bi-level dimming	+E(#)	emergency section	TG9	tegarular 9/16"		
		+M	master	+NL(#)	night light section	TG15	tegarular 15/16"		
		+S	satellite	+GTD(#)	generator transfer device	DF	drywall flange		

(2) Please consult factory

(3) Available with T8 lamp only

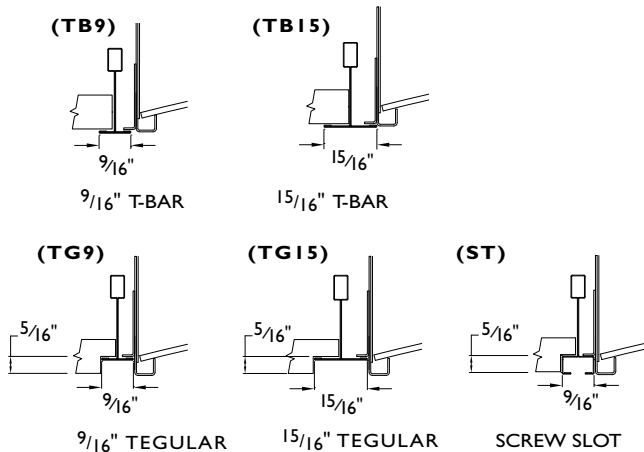
12	OTHER (OPTIONAL)	13	IC CONTROLS (OPTIONAL)	14	CUSTOM (OPTIONAL)
F	fuse	DS#	daylight sensor	C	custom
AR	air return	OS#	occupancy sensor		
FW(#)	flex whip (6' std)	DS+OS#	daylight+occupancy sensor		
CP	chicago plenum	DOS#	daylight&occupancy sensor		
			See integrated controls guide for further details		Please specify

SPECIFY BALLAST NAME (if needed)


SPECIFY BATTERY NAME (if needed)

● CEILING SYSTEM

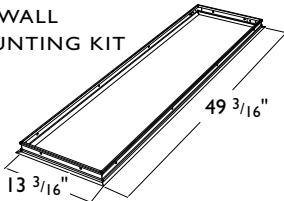
T-BAR STYLE MOUNTING



DRYWALL WITH FLANGE KIT (DF)



DRYWALL MOUNTING KIT



FIXTURE DIMENSIONS
47 3/8" / 11 3/8"

CUT HOLE DIMENSIONS
48 7/16" / 12 7/16"

i Installation sheets for all mounting options are available at: www.axislighting.com

● CONSTRUCTION

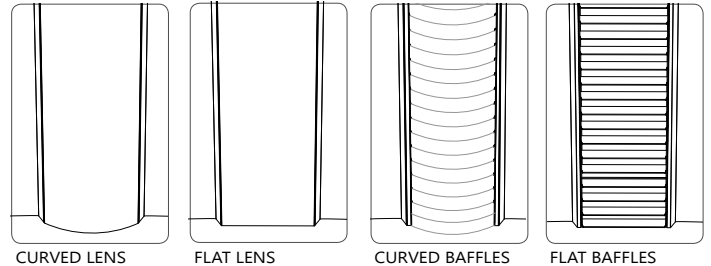
Housing	Die formed cold rolled sheet steel (20 gauge)
Central Lens Housing Reflectors	Extruded aluminum (0.060" nominal) Die formed cold rolled sheet steel (22 gauge)
Interior Brackets	Die formed cold rolled sheet steel (20 gauge)
Drywall Flange Kit	Extruded aluminum (0.060" nominal)

● WEIGHT

Standard	20 lbs / 9.0 kg
Drywall with Kit	22 lbs / 10.0 kg

● OPTICAL SYSTEM

Central Lens: Satin	PMMA, satin blend (0.9" nominal)
Central Lens Baffles	Die formed aluminum (22 gauge) powder painted white
Side Lenses: Satin	Acrylic, satin blend (0.08" nominal)



All DAY luminaires are available with a choice of center lens or baffle and with a curved or flat detail for the center optical element.

● ELECTRICAL

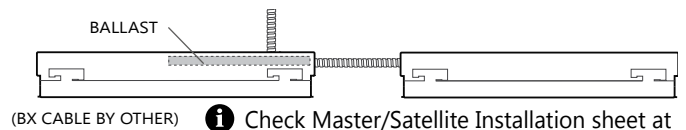
Ballast	Electronic IS, Electronic Rapid Start, Dimming (0-10V, Line, EcoSystem, DALI), BI-level dimming With preinstalled ballast disconnect as per NEC & CEC
Emergency	Emergency battery pack or emergency circuit
Voltage	120V, 277V, 347V, UNV

● STANDARD AND END MOUNT POWER FEED

Knockouts for BX cable connection are provided both on the top and on the ends of the luminaire. This allows for an end mount power feed solution if it is required.

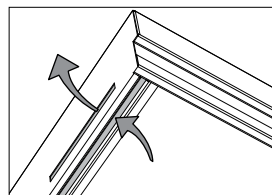
● MASTER / SATELLITE CONFIGURATION

Master / Satellite configuration allows the satellite luminaire to share a ballast and power supply with the master luminaire.




i Check Master/Satellite Installation sheet at www.axislighting.com for details.

● AIR RETURN




The air return (AR) option consists of discrete slots along the sides of the luminaire. These slots allow air to exhaust into the plenum and eliminate the need for unsightly air return grilles, and create a clean and well organized ceiling.

● APPROVALS

Certified to UL and CUL standards 
 Chicago Plenum Certified (CCEA)
 Meets NYC requirements
 Suitable for damp locations.
 IC Rated (Insulated ceiling)

● INTEGRATED CONTROL OPTIONS

DAY luminaires allow the use of integrated controls such as daylight sensors (DS), occupancy sensors (OS), individual daylight sensors and occupancy sensors (DS+OS), and combination daylight/occupancy sensors (DOS). These options can be seamlessly integrated into our luminaires. The control system could be used to optimize the lighting of the space by reducing energy consumption through daylight harvesting and occupancy, thereby improving the overall interior environment and allowing for LEED credits.

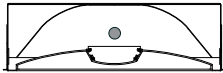


- Consult factory for other options.
- Refer to IC brochure for more information.

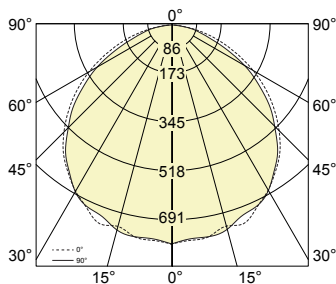
SENSORS	BRAND	Model	TYPE	CODE	COMPATIBLE DIMMING BALLAST
Daylight Sensor (DS)	Lutron	EC-DIR-WH	Daylight	LD	EcoSystem
	Wattstopper	FD-301	Daylight	WD	0-10V
	Philips	Luxsense	Daylight	PL	0-10V
Occupancy Sensor (OS)	Wattstopper	FS-205	PIR Occupancy	WP1	Programmed Rapid Start
		FS-355	PIR Occupancy	WP2	Programmed Rapid Start
		FS-155	PIR Occupancy	WP3	Programmed Rapid Start
		FS-505	Ultrasonic Occupancy	WU1	Programmed Rapid Start
		FS-505C	Ultrasonic Occupancy	WU2	Programmed Rapid Start
		FM-105	High Frequency Occupancy	WH	Programmed Rapid Start
Daylight & Occupancy Sensors (DOS)	Philips	Actilume	Daylight & PIR Occupancy	PA	DALI or 0-10V

● PHOTOMETRIC DATA

I T5



PHOTOMETRIC CURVE



Test Lamp: 1xF28T5
 IES FILE: DAY I4-S-T5-I.ies

Efficiency: 75.5%

CANDELA DISTRIBUTION

Vertical Angle	Horizontal Angles					Zonal Lumens
	0	22.5	45	67.5	90	
0	768	768	768	768	768	
5	758	754	777	759	753	41
15	731	747	746	742	745	177
25	708	711	709	707	704	301
35	635	639	635	634	629	385
45	538	538	530	525	517	413
55	413	410	398	386	383	376
65	273	270	258	241	233	282
75	140	134	120	110	108	159
85	33	31	30	26	24	55
90	13	12	9	6	5	

LUMINANCE DATA (CD/M²)

Vertical Angle	Horizontal Angles		
	0	45	90
45	1912	1564	1479
55	1750	1317	1218
65	1486	1004	862
75	1118	590	494
85	515	209	152

COEFFICIENTS OF UTILIZATION (%)

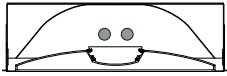
Ceiling	80			70			50				
	70	50	30	10	70	50	30	10	50	30	10
Wall	70	50	30	10	70	50	30	10	50	30	10
0	90	90	90	90	88	88	88	88	84	84	84
1	82	79	76	73	80	77	74	72	74	72	70
2	75	69	64	60	73	68	63	59	65	61	58
3	69	61	55	50	67	60	54	49	57	52	48
4	63	54	47	42	61	53	47	42	51	46	41
5	58	48	41	36	56	47	41	36	46	40	36
6	53	43	37	32	52	43	36	32	41	36	31
7	49	39	33	28	48	39	32	28	37	32	28
8	46	36	29	25	45	35	29	25	34	29	25
9	43	33	27	22	42	32	26	22	32	26	22
10	40	30	24	20	39	30	24	20	29	24	20

Based on floor reflectance of 20

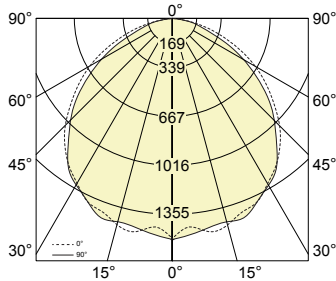
i All IES files are available for download at: www.axislighting.com

PHOTOMETRIC DATA

2 T5



PHOTOMETRIC CURVE



Test Lamp: 2xF28T5
 IES FILE: DAY14-S-T5-2.ies

Efficiency: 73.7 %

CANDELA DISTRIBUTION

Vertical Angle	Horizontal Angles					Zonal Lumens
	0	22.5	45	67.5	90	
0	1524	1524	1524	1524	1524	
5	1442	1519	1484	1484	1496	80
15	1478	1442	1460	1443	1452	347
25	1398	1369	1406	1392	1398	591
35	1253	1251	1251	1258	1264	760
45	1061	1058	1038	1022	1009	810
55	806	805	783	746	736	731
65	540	523	492	451	443	544
75	271	255	229	207	204	302
85	62	60	55	51	50	105
90	11	7	5	5	4	

COEFFICIENTS OF UTILIZATION (%)

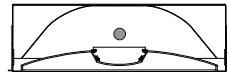
Ceiling	80				70				50			
	70	50	30	10	70	50	30	10	50	30	10	
Wall	70	50	30	10	70	50	30	10	50	30	10	
0	88	88	88	88	86	86	86	86	82	82	82	
1	81	77	74	71	79	75	73	70	72	70	68	
2	73	67	63	58	71	66	62	58	63	60	56	
3	67	59	53	49	65	58	53	48	56	51	47	
4	61	53	46	41	60	52	46	41	50	45	41	
5	56	47	41	36	55	46	40	35	45	39	35	
6	52	42	36	31	51	42	35	31	40	35	31	
7	48	38	32	27	47	38	32	27	37	31	27	
8	45	35	29	24	44	35	29	24	34	28	24	
9	42	32	26	22	41	32	26	22	31	26	22	
10	39	30	24	20	38	29	24	20	29	23	20	

Based on floor reflectance of 20

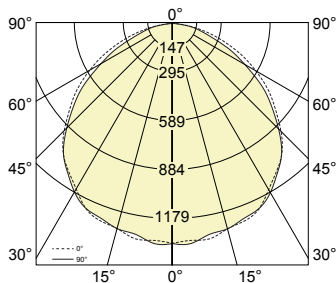
LUMINANCE DATA (CD/M²)

Vertical Angle	Horizontal Angles		
	0	45	90
45	3770	3065	2890
55	3418	2588	2337
65	2943	1916	1639
75	2163	1126	936
85	981	383	316

1 T5HO



PHOTOMETRIC CURVE



Test Lamp: 1xF54T5HO
 IES FILE: DAY14-S-T5HO-1.ies

Efficiency: 75.6%

CANDELA DISTRIBUTION

Vertical Angle	Horizontal Angles					Zonal Lumens
	0	22.5	45	67.5	90	
0	1321	1321	1321	1321	1321	
5	1308	1273	1287	1309	1326	70
15	1278	1278	1268	1264	1278	303
25	1232	1203	1216	1217	1230	517
35	1092	1103	1103	1100	1102	667
45	929	927	922	920	910	717
55	712	702	697	677	664	650
65	476	465	439	415	399	487
75	239	229	202	185	184	273
85	58	53	51	45	42	94
90	10	7	5	4	4	

COEFFICIENTS OF UTILIZATION (%)

Ceiling	80				70				50			
	70	50	30	10	70	50	30	10	50	30	10	
Wall	70	50	30	10	70	50	30	10	50	30	10	
0	90	90	90	90	88	88	88	88	84	84	84	
1	83	79	76	73	81	77	74	72	74	72	70	
2	75	69	64	60	73	68	63	59	65	61	58	
3	69	61	55	50	67	60	54	49	57	52	49	
4	63	54	47	42	61	53	47	42	51	46	41	
5	58	48	41	36	56	47	41	36	46	40	36	
6	53	43	37	32	52	43	36	32	41	36	31	
7	49	39	33	28	48	39	32	28	37	32	28	
8	46	36	29	25	45	35	29	25	34	29	25	
9	43	33	27	22	42	32	26	22	32	26	22	
10	40	30	24	20	39	30	24	20	29	24	20	

Based on floor reflectance of 20

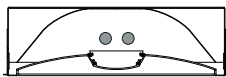
LUMINANCE DATA (CD/M²)

Vertical Angle	Horizontal Angles		
	0	45	90
45	3303	2724	2604
55	3018	2306	2111
65	2593	1709	1477
75	1910	993	845
85	912	355	265

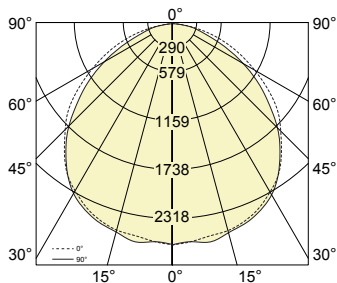
i All IES files are available for download at: www.axislighting.com

PHOTOMETRIC DATA

2 T5HO



PHOTOMETRIC CURVE



Test Lamp: 2xF54T5HO
 IES FILE: DAY14-S-T5HO-2.ies

Efficiency: 73.7 %

CANDELA DISTRIBUTION

Vertical Angle	Horizontal Angles					Zonal Lumens
	0	22.5	45	67.5	90	
0	2602	2602	2602	2602	2602	
5	2575	2547	2578	2545	2576	138
15	2523	2498	2516	2522	2549	600
25	2403	2368	2414	2402	2436	1022
35	2178	2145	2197	2183	2176	1316
45	1810	1816	1820	1766	1761	1400
55	1397	1384	1334	1276	1257	1259
65	913	896	846	773	746	930
75	470	432	383	353	343	519
85	106	100	97	85	81	179
90	16	15	10	8	7	

LUMINANCE DATA (CD/M²)

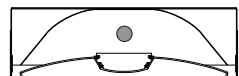
Vertical Angle	Horizontal Angles		
	0	45	90
45	6433	5375	5040
55	5922	4414	3993
65	4977	3293	2759
75	3754	1880	1573
85	1675	672	508

COEFFICIENTS OF UTILIZATION (%)

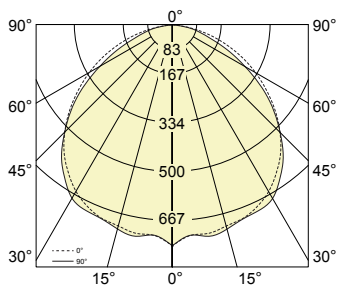
Ceiling	80				70				50			
	70	50	30	10	70	50	30	10	50	30	10	
Wall												
0	88	88	88	88	86	86	86	86	82	82	82	
1	80	77	74	71	78	75	73	70	72	70	68	
2	73	67	63	58	71	66	62	58	63	60	56	
3	67	59	54	49	65	58	53	48	56	51	48	
4	61	53	46	41	60	52	46	41	50	45	41	
5	56	47	41	36	55	46	40	36	45	39	35	
6	52	42	36	31	51	42	36	31	40	35	31	
7	48	38	32	28	47	38	32	27	37	31	27	
8	45	35	29	25	44	35	29	24	34	28	24	
9	42	32	26	22	41	32	26	22	31	26	22	
10	39	30	24	20	38	29	24	20	29	23	20	

Based on floor reflectance of 20

1 T8



PHOTOMETRIC CURVE



Test Lamp: 1xF32T8
 IES FILE: DAY14-S-T8-1.ies

Efficiency: 73.7%

CANDELA DISTRIBUTION

Vertical Angle	Horizontal Angles					Zonal Lumens
	0	22.5	45	67.5	90	
0	751	751	751	751	751	
5	717	730	720	732	716	39
15	707	712	719	721	718	170
25	682	684	696	694	696	293
35	617	622	634	637	639	380
45	520	528	534	524	522	410
55	396	403	393	380	376	369
65	267	261	249	230	220	273
75	137	128	114	101	102	152
85	31	28	28	26	24	52
90	7	4	3	2	2	

LUMINANCE DATA (CD/M²)

Vertical Angle	Horizontal Angles		
	0	45	90
45	1850	1576	1493
55	1680	1301	1196
65	1457	968	812
75	1096	559	466
85	485	196	150

COEFFICIENTS OF UTILIZATION (%)

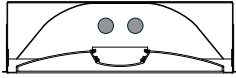
Ceiling	80				70				50			
	70	50	30	10	70	50	30	10	50	30	10	
Wall												
0	88	88	88	88	86	86	86	86	82	82	82	
1	81	77	74	71	79	76	73	70	72	70	68	
2	73	68	63	59	72	66	62	58	64	60	56	
3	67	59	53	49	65	58	53	48	56	51	47	
4	61	53	46	41	60	52	46	41	50	45	41	
5	56	47	40	36	55	46	40	35	45	39	35	
6	52	42	36	31	51	42	35	31	40	35	31	
7	48	38	32	27	47	38	32	27	37	31	27	
8	45	35	29	24	44	34	28	24	33	28	24	
9	42	32	26	22	41	32	26	22	31	25	22	
10	39	30	24	20	38	29	24	20	28	23	20	

Based on floor reflectance of 20

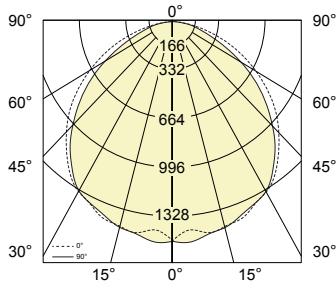
i All IES files are available for download at: www.axislighting.com

● PHOTOMETRIC DATA

2 T8



PHOTOMETRIC CURVE



Test Lamp: 2xF32T8
 IES FILE: DAY14-S-T8-2.ies

Efficiency: 70.2%

CANDELA DISTRIBUTION

Vertical Angle	Horizontal Angles					Zonal Lumens
	0	22.5	45	67.5	90	
0	1483	1483	1483	1483	1483	
5	1412	1439	1452	1469	1494	78
15	1427	1410	1412	1425	1434	339
25	1349	1351	1348	1342	1347	573
35	1227	1222	1214	1206	1197	736
45	1020	1001	992	967	953	772
55	780	764	729	695	680	690
65	515	492	453	412	389	505
75	254	235	205	186	183	278
85	58	54	52	46	45	96
90	10	7	6	4	4	

LUMINANCE DATA (CD/M²)

Vertical Angle	Horizontal Angles		
	0	45	90
45	3625	2929	2727
55	3307	2412	2160
65	2806	1763	1440
75	2024	1006	841
85	916	362	280

COEFFICIENTS OF UTILIZATION (%)

Ceiling	80				70				50			
	70	50	30	10	70	50	30	10	50	30	10	
Wall	70	50	30	10	70	50	30	10	50	30	10	
0	84	84	84	84	82	82	82	82	78	78	78	
1	77	74	71	68	75	72	69	67	69	67	65	
2	70	64	60	56	68	63	59	55	61	57	54	
3	64	57	51	47	62	56	51	46	54	49	46	
4	59	50	44	40	57	49	44	39	48	43	39	
5	54	45	39	34	53	44	38	34	43	38	34	
6	50	41	34	30	49	40	34	30	39	33	30	
7	46	37	31	27	45	36	31	26	35	30	26	
8	43	34	28	24	42	33	28	24	32	27	23	
9	40	31	25	21	39	30	25	21	30	25	21	
10	38	28	23	19	37	28	23	19	27	23	19	

Based on floor reflectance of 20

i All IES files are available for download at: www.axislighting.com