

● **PROJECT INFORMATION**

Project:

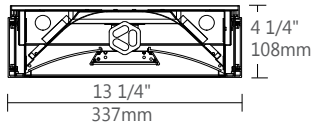
Type:

Notes:

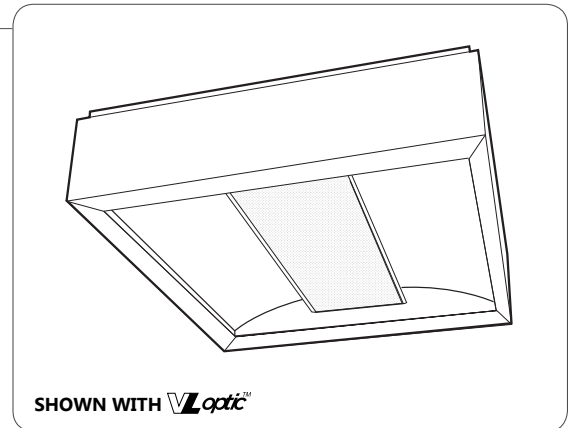
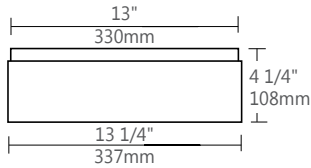
Approved by: Date:

● **DIMENSIONS**

SECTION VIEW



SIDE VIEW



● **ORDERING CODE**

1	2	3	4	5	6	7	8	9	10	11	12	13	14
---	---	---	---	---	---	---	---	---	----	----	----	----	----

● **PRODUCT SPECIFICATIONS**

1 PRODUCT ID	2 SIZE	3 CENTER OPTIC	4 LAMP	5 LAMP CONFIGURATION	6 FINISH
DIA dia	11 1'X1'	VL vl optic S satin lens	F18TT TT18W (2G11) CFTR18 CFTR18 CFTR26 CFTR26	1 1 lamp ⁽¹⁾ 2 2 lamps	W white BLK black C custom

(1) Not available for CFTR18 & 26

7 VOLTAGE	8 BALLAST	9 CIRCUITS	10 MOUNTING/SUSPENSION	11 BATTERY (OPTIONAL)
120 120V 277 277V 347 347V ⁽²⁾ UNV universal	D dimming E instant start ⁽³⁾ ERS program start BI bi-level dimming +M master +S satellite	1 1 regular 2 2 regular 2A/B 2 alternating +E(#) emergency section +NL(#) night light section +GTD(#) generator transfer device	SM surface mount	B# remote battery pack only

(2) Please consult factory (3) Available with T8 lamp only

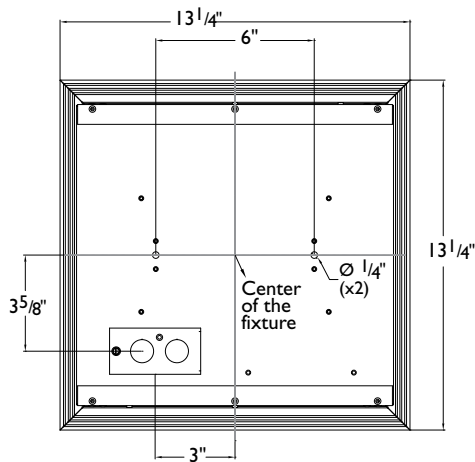
12 OTHER (OPTIONAL)	13 IC CONTROLS (OPTIONAL)	14 CUSTOM (OPTIONAL)
F fuse FW(#) flex whip (6' std)	DS# daylight sensor OS# occupancy sensor DS+OS# daylight+occupancy sensor DOS# daylight&occupancy sensor See integrated controls guide for further details	C custom Please specify

SPECIFY BALLAST NAME (if needed)

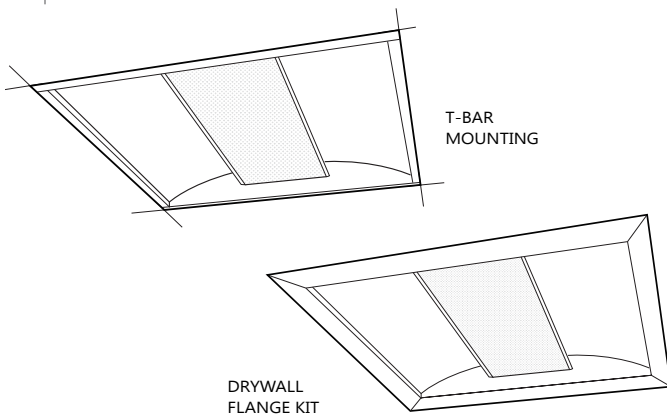
SPECIFY BATTERY NAME (if needed)

● CEILING SYSTEM

SURFACE HOLES POSITION



RECESSED OPTION



i Installation sheets for all mounting options are available at: www.axislighting.com

● CONSTRUCTION

Housing	Die formed cold rolled sheet steel (20 gauge)
Central Lens Housing Reflectors	Extruded aluminum (0.060" nominal) Die formed cold rolled sheet steel (22 gauge)
Interior Brackets	Die formed cold rolled sheet steel (20 gauge)
Surface Mount Kit	Extruded aluminum (0.070" nominal)

● WEIGHT

Surface mount	11 lbs / 5.0 kg
----------------------	-----------------

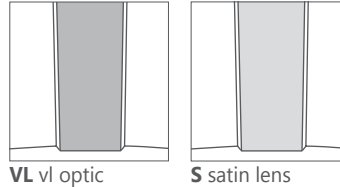
● OPTICAL SYSTEM

DIA optical system includes two side lenses and one center lens. Center lens has an extruded aluminum frame and can be opened to replace the lamps. Side lenses are 0.08" PMMA satin blend.

There are two available options for center lens:

VL^{opti}: PMMA Precision formed microconical structure (VL Optic) 92 percent transmissive that cuts off glare above 55 degrees.

Satin: PMMA blend satin lens (0.12" nominal) 68% tran.




● FINISH

Highly reflective, matte powder coat white paint for high efficiency. Matte texture to diffuse glare and lamp image on the surface within the optical chamber exterior. Custom finishes are also available.

● ELECTRICAL

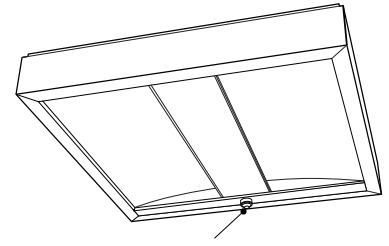
Ballast	Electronic IS, Electronic Rapid Start, Dimming (0-10V, Line, EcoSystem, DALI), BI-level dimming With preinstalled ballast disconnect as per NEC & CEC
Emergency	Emergency battery pack or emergency circuit
Voltage	120V, 277V, 347V, UNV

● APPROVALS

Certified to UL and CUL standards 
Suitable for damp locations.

● **INTEGRATED CONTROL OPTIONS**

DIA luminaires allow the use of integrated controls such as daylight sensors (DS), occupancy sensors (OS), individual daylight sensors and occupancy sensors (DS+OS), and combination daylight/occupancy sensors (DOS). These options can be seamlessly integrated into our luminaires. The control system could be used to optimize the lighting of the space by reducing energy consumption through daylight harvesting and occupancy, thereby improving the overall interior environment and allowing for LEED credits.

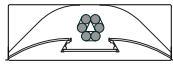


- Consult factory for other options.
- Refer to IC brochure for more information.

SENSORS	BRAND	Model	TYPE	CODE	COMPATIBLE DIMMING BALLAST
Daylight Sensor (DS)	Wattstopper	FD-301	Daylight	WD	0-10V
Occupancy Sensor (OS)	Wattstopper	FS-205	PIR Occupancy	WP1	Programmed Rapid Start
		FS-355	PIR Occupancy	WP2	Programmed Rapid Start
		FS-155	PIR Occupancy	WP3	Programmed Rapid Start
		FS-505	Ultrasonic Occupancy	WU1	Programmed Rapid Start
		FS-505C	Ultrasonic Occupancy	WU2	Programmed Rapid Start
		FM-105	High Frequency Occupancy	WH	Programmed Rapid Start
Daylight & Occupancy Sensor (DOS)	Philips	Actilume	Daylight & PIR Occupancy	PA	DALI or 0-10V

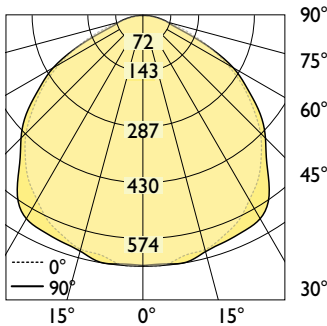
● **PHOTOMETRIC DATA**

2 CFTR 18W



with **V-Optic™**

PHOTOMETRIC CURVE



Test Lamp: 2xCTFR 18W
 IES FILE: DIA11-VL-CTFR18W-2.ies

Efficiency: 75.8%

CANDELA DISTRIBUTION

Vertical Angle	Horizontal Angles					Zonal Lumens
	0	22.5	45	67.5	90	
0	643	643	643	643	643	
5	645	645	639	637	642	34
15	623	632	637	630	628	150
25	582	590	597	610	613	254
35	516	528	555	572	566	331
45	428	445	468	451	446	351
55	313	338	344	331	329	316
65	187	204	214	200	180	229
75	72	89	82	68	66	105
85	26	43	34	25	23	45
90	13	17	12	8	6	

LUMINANCE DATA (CD/M²)

Vertical Angle	Horizontal Angles		
	0	45	90
45	4944	4912	5155
55	4044	3931	4244
65	2834	2775	2724
75	1372	1281	1248
85	706	689	625

COEFFICIENTS OF UTILIZATION (%)

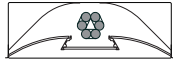
Ceiling	80			70			50				
	70	50	30	10	70	50	30	10	50	30	10
0	91	91	91	91	88	88	88	88	84	84	84
1	83	80	76	74	81	78	75	72	75	72	70
2	76	70	65	61	74	68	64	60	66	62	59
3	69	62	56	51	67	60	55	50	58	53	49
4	64	55	48	43	62	54	48	43	52	46	42
5	58	49	42	37	57	48	42	37	46	41	37
6	54	44	37	33	53	43	37	32	42	36	32
7	50	40	33	29	49	39	33	29	38	33	28
8	47	36	30	26	45	36	30	26	35	29	25
9	44	33	27	23	42	33	27	23	32	27	23
10	41	31	25	21	40	30	25	21	30	24	21

Based on floor reflectance of 20

i All IES files are available for download at: www.axislighting.com

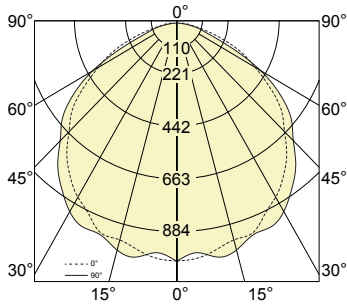
● PHOTOMETRIC DATA

2 CFTR 26W



with **VL_{optic}**

PHOTOMETRIC CURVE



Test Lamp: 2xCTFR 26W
 IES FILE: DIA I 1-VL-CTFR26W-2.ies

Efficiency: 77.1%

CANDELA DISTRIBUTION

Vertical Angle	Horizontal Angles					Zonal Lumens
	0	22.5	45	67.5	90	
0	994	994	994	994	994	
5	986	969	987	974	963	53
15	936	953	957	955	977	228
25	874	898	902	917	937	385
35	775	791	840	848	838	497
45	633	678	698	689	685	531
55	476	510	524	533	529	487
65	302	323	324	286	264	350
75	129	150	132	107	100	169
85	45	65	54	38	38	71
90	20	31	20	12	10	

LUMINANCE DATA (CD/M²)

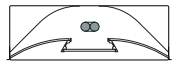
Vertical Angle	Horizontal Angles		
	0	45	90
45	7314	7338	7916
55	6148	5990	6825
65	4583	4202	4002
75	2447	2046	1908
85	1196	1079	1018

COEFFICIENTS OF UTILIZATION (%)

Ceiling	80			70			50				
	70	50	30	10	70	50	30	10	50	30	10
Wall											
0	92	92	92	92	90	90	90	90	86	86	86
1	84	81	78	73	82	79	76	72	76	73	70
2	77	71	66	59	75	69	65	59	67	63	58
3	70	62	56	49	68	61	55	49	59	54	48
4	64	55	49	41	63	54	48	41	52	47	41
5	59	49	43	36	58	49	42	35	47	41	35
6	55	45	38	31	53	44	37	31	42	37	31
7	51	40	34	27	49	40	33	27	39	33	27
8	47	37	30	24	46	36	30	24	35	30	24
9	44	34	27	22	43	33	27	22	32	27	21
10	41	31	25	19	40	31	25	19	30	25	19

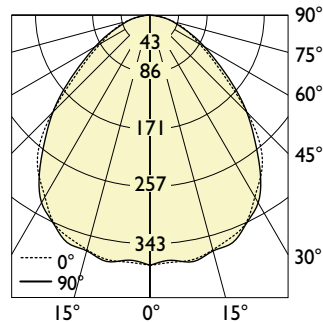
Based on floor reflectance of 20

1 F18TT



with **VL_{optic}**

PHOTOMETRIC CURVE



Test Lamp: 1xF18TT
 IES FILE: DIA I 1-VL-F18TT-1.ies

Efficiency: 71.6%

CANDELA DISTRIBUTION

Vertical Angle	Horizontal Angles					Zonal Lumens
	0	22.5	45	67.5	90	
0	370	370	370	370	370	
5	385	384	378	380	364	20
15	371	365	361	365	361	87
25	336	338	341	341	341	145
35	287	287	288	285	282	177
45	203	202	205	206	208	166
55	112	118	125	127	126	121
65	65	71	74	73	71	80
75	36	37	37	35	34	46
85	9	9	9	10	9	17
90	2	2	2	2	2	

LUMINANCE DATA (CD/M²)

Vertical Angle	Horizontal Angles		
	0	45	90
45	2345	2156	2400
55	1443	1435	1622
65	990	962	1074
75	689	571	652
85	240	185	242

COEFFICIENTS OF UTILIZATION (%)

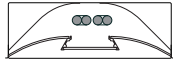
Ceiling	80			70			50				
	70	50	30	10	70	50	30	10	50	30	10
Wall											
0	86	86	86	86	84	84	84	84	80	80	80
1	79	76	73	71	77	75	72	70	72	69	68
2	73	68	63	59	71	66	62	59	64	60	57
3	67	60	55	51	65	59	54	50	57	53	49
4	62	54	48	44	60	53	48	43	51	47	43
5	57	49	43	38	56	48	42	38	46	41	38
6	53	44	38	34	52	44	38	34	42	37	33
7	49	40	34	30	48	40	34	30	39	34	30
8	46	37	31	27	45	36	31	27	36	31	27
9	43	34	28	25	42	34	28	25	33	28	25
10	41	32	26	23	40	31	26	22	30	26	22

Based on floor reflectance of 20

i All IES files are available for download at: www.axislighting.com

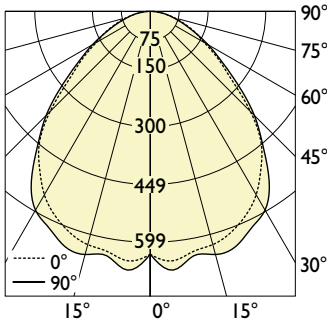
● PHOTOMETRIC DATA

2 F18TT



with **V-logic™**

PHOTOMETRIC CURVE



Test Lamp: 2x F18TT
 IES FILE: DIA I I-VL-F18TT-2.ies

Efficiency: 65.4%

CANDELA DISTRIBUTION

Vertical Angle	Horizontal Angles					Zonal Lumens
	0	22.5	45	67.5	90	
0	631	631	631	631	631	
5	650	655	645	648	674	35
15	627	638	640	647	653	152
25	585	594	608	623	621	258
35	500	519	537	538	538	324
45	368	379	384	383	382	310
55	215	221	230	231	226	225
65	128	135	138	130	125	149
75	66	68	68	65	61	85
85	17	17	17	18	19	31
90	3	3	4	4	4	

LUMINANCE DATA (CD/M²)

Vertical Angle	Horizontal Angles		
	0	45	90
45	4252	4033	4415
55	2779	2633	2915
65	1945	1792	1897
75	1249	1054	1156
85	451	337	494

COEFFICIENTS OF UTILIZATION (%)

Ceiling	80				70				50		
	70	50	30	10	70	50	30	10	50	30	10
Wall											
0	78	78	78	78	76	76	76	76	73	73	73
1	72	69	67	65	70	68	66	64	65	63	62
2	66	61	57	54	65	60	57	53	58	55	52
3	61	55	50	46	59	54	49	45	52	48	45
4	56	49	44	40	55	48	43	39	47	42	39
5	52	44	39	35	51	43	38	34	42	38	34
6	48	40	34	31	47	39	34	30	38	34	30
7	45	36	31	27	44	36	31	27	35	30	27
8	42	33	28	24	41	33	28	24	32	28	24
9	39	31	26	22	38	30	25	22	30	25	22
10	37	28	23	20	36	28	23	20	27	23	20

Based on floor reflectance of 20

i All IES files are available for download at: www.axislighting.com

