

PROJECT INFORMATION

Project:

Notes:

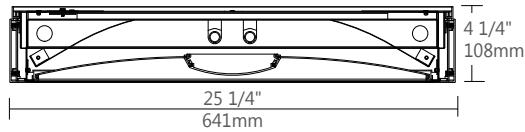
Type:

Approved by:

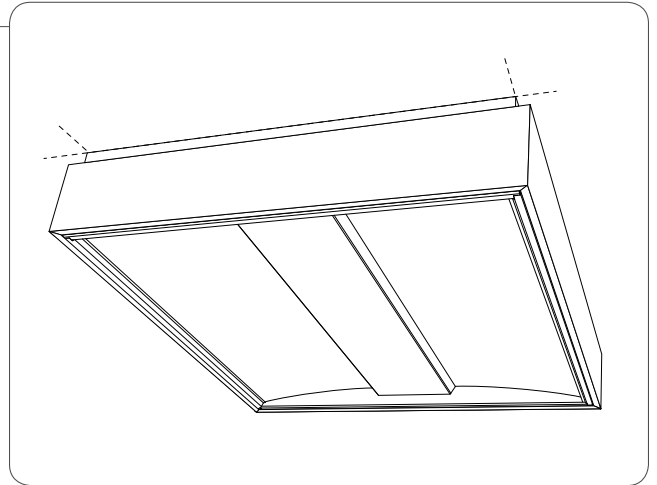
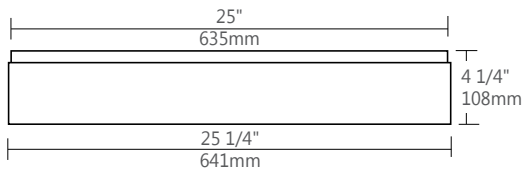
Date:

DIMENSIONS

SECTION VIEW



SIDE VIEW



ORDERING CODE

1	2	3	4	5	6	7	8	9	10	11	12	13	14
---	---	---	---	---	---	---	---	---	----	----	----	----	----

PRODUCT SPECIFICATIONS

1	PRODUCT ID	2	SIZE	3	CENTER OPTIC	4	LAMP	5	LAMP CONFIGURATION	6	FINISH
DAYF	flat	22	2'X2'	S	satin lens	T5	T5	1	1 lamp	AM	antimicrobial
DAYC	curved			SB	baffle ⁽¹⁾	T5HO	T5HO	2	2 lamps	W	white
						T8	T8	3	3 lamps ⁽²⁾	BLK	black
						F25TT	TT25W (2G11)			C	custom
						F40TT	TT40W (2G11)				
						F50TT	TT50W (2G11)				
						F55TT	TT55W (2G11)				
					(1) With frosted lens				(2) Not available for F25/40/50/55TT		

7	VOLTAGE	8	BALLAST	9	CIRCUITS	10	MOUNTING/SUSPENSION	11	BATTERY (OPTIONAL)
120	120V	D	dimming	1	1 regular	SM	surface mount	B#	battery pack
277	277V	E	instant start ⁽⁴⁾	2	2 regular				
347	347V ⁽³⁾	ERS	program start	2A/B	2 alternating				
UNV	universal	BI	bi-level dimming	+E(#)	emergency section				
		+M	master	+NL(#)	night light section				
		+S	satellite	+GTD(#)	generator transfer device				
	(3) Please consult factory		(4) Available with T8 lamp only						

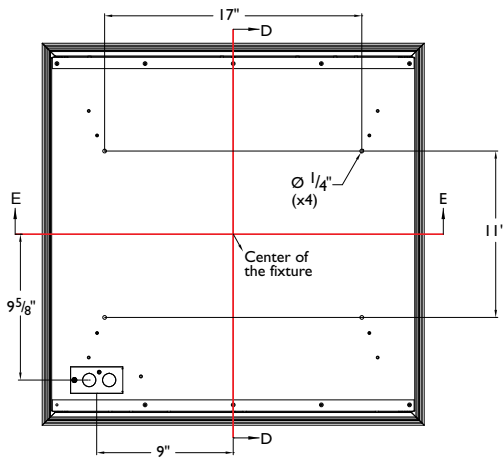
12	OTHER (OPTIONAL)	13	IC CONTROLS (OPTIONAL)	14	CUSTOM (OPTIONAL)
F	fuse	DS#	daylight sensor	C	custom
FW(#)	flex whip (6' std)	OS#	occupancy sensor		
		DS+OS#	daylight+occupancy sensor		
		DOS#	daylight&occupancy sensor		
			See integrated controls guide for further details		Please specify

SPECIFY BALLAST NAME (if needed)

SPECIFY BATTERY NAME (if needed)

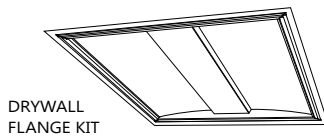
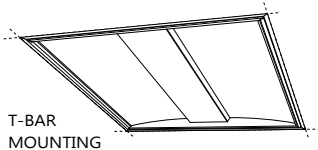
● CEILING SYSTEM

MOUNTING HOLES POSITION



RECESSED OPTION

For more details see recessed specification sheets available at: www.axislighting.com



i Installation sheets for all mounting options are available at: www.axislighting.com

● CONSTRUCTION

Housing	Die formed cold rolled sheet steel (20 gauge)
Central Lens Housing	Extruded aluminum (0.060" nominal)
Reflectors	Die formed cold rolled sheet steel (22 gauge)
Interior Brackets	Die formed cold rolled sheet steel (20 gauge)
Surface Mount Kit	Extruded aluminum (0.070" nominal)

● WEIGHT

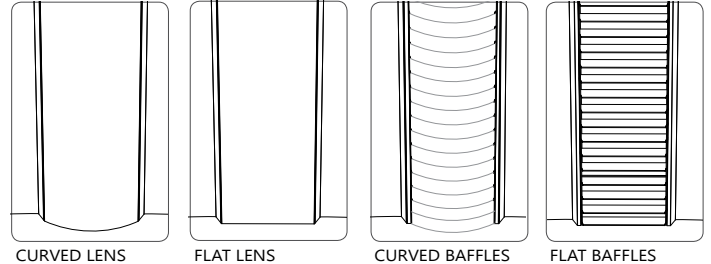
Surface Mount	24 lbs / 10.9 kg
----------------------	------------------

● FINISH

Matte white powder coat with 90% reflectance.
 Custom finish are also available for exterior surfaces.

● OPTICAL SYSTEM

Central Lens: Satin	PMMA, satin blend (0.9" nominal)
Central Lens Baffles	Die formed aluminum (22 gauge) powder painted white
Side Lenses: Satin	Acrylic, satin blend (0.08" nominal)




All DAY luminaires are available with a choice of center lens or baffle and with a curved or flat detail for the center optical element.

● ELECTRICAL

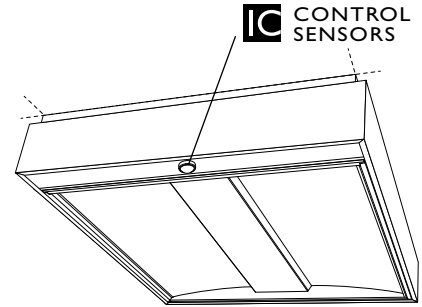
Ballast	Electronic IS, Electronic Rapid Start, Dimming (0-10V, Line, EcoSystem, DALI), BI-level dimming With preinstalled ballast disconnect as per NEC & CEC
Emergency	Emergency battery pack or emergency circuit
Voltage	120V, 277V, 347V, UNV

● APPROVALS

Certified to UL and CUL standards 
 Meets NYC requirements
 Suitable for damp locations.

● INTEGRATED CONTROL OPTIONS

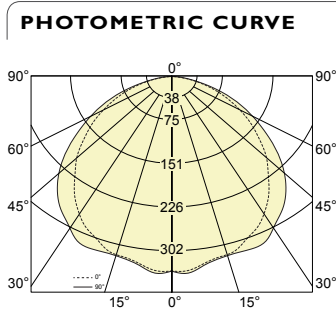
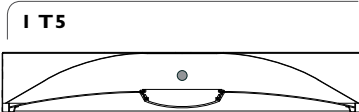
DAY luminaires allow the use of integrated controls such as daylight sensors (DS), occupancy sensors (OS), individual daylight sensors and occupancy sensors (DS+OS), and combination daylight/occupancy sensors (DOS). These options can be seamlessly integrated into our luminaires. The control system could be used to optimize the lighting of the space by reducing energy consumption through daylight harvesting and occupancy, thereby improving the overall interior environment and allowing for LEED credits.



- Consult factory for other options.
- Refer to IC brochure for more information.

SENSORS	BRAND	Model	TYPE	CODE	COMPATIBLE DIMMING BALLAST
Daylight Sensor (DS)	Lutron	EC-DIR-WH	Daylight	LD	EcoSystem
	Wattstopper	FD-301	Daylight	WD	0-10V
	Philips	Luxsense	Daylight	PL	0-10V
Occupancy Sensor (OS)	Wattstopper	FS-205	PIR Occupancy	WP1	Programmed Rapid Start
		FS-355	PIR Occupancy	WP2	Programmed Rapid Start
		FS-155	PIR Occupancy	WP3	Programmed Rapid Start
		FS-505	Ultrasonic Occupancy	WU1	Programmed Rapid Start
		FS-505C	Ultrasonic Occupancy	WU2	Programmed Rapid Start
		FM-105	High Frequency Occupancy	WH	Programmed Rapid Start
Daylight & Occupancy Sensors (DOS)	Philips	Actilume	Daylight & PIR Occupancy	PA	DALI or 0-10V

● PHOTOMETRIC DATA



Test Lamp: IxF14T5
 IES FILE: DAY22-S-T5-I.ies

Efficiency: 79.1%

CANDELA DISTRIBUTION

Vertical Angle	Horizontal Angles					Zonal Lumens
	0	22.5	45	67.5	90	
0	334	334	334	334	334	
5	335	332	333	330	339	18
15	321	323	323	328	324	77
25	308	310	318	325	327	134
35	282	284	297	306	311	178
45	236	245	260	273	279	199
55	184	193	204	216	221	190
65	126	131	137	145	149	150
75	66	67	71	75	76	91
85	16	16	17	20	19	32
90	2	2	2	2	1	

LUMINANCE DATA (CD/M²)

Vertical Angle	Horizontal Angles		
	0	45	90
45	768	798	908
55	695	709	834
65	587	574	696
75	419	389	480
85	162	143	202

COEFFICIENTS OF UTILIZATION (%)

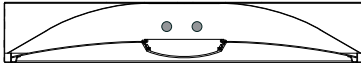
Ceiling	80										70										50									
	70	50	30	10	70	50	30	10	50	30	10	70	50	30	10	50	30	10	70	50	30	10								
0	94	94	94	94	92	92	92	92	88	88	88	94	94	94	94	92	92	92	92	88	88	88								
1	86	82	79	76	84	81	77	75	77	75	72	86	82	79	76	84	81	77	75	77	75	72								
2	78	71	66	61	76	70	65	61	67	63	59	78	71	66	61	76	70	65	61	67	63	59								
3	71	63	56	51	69	61	55	50	59	54	49	71	63	56	51	69	61	55	50	59	54	49								
4	65	55	48	43	63	54	47	42	52	46	42	65	55	48	43	63	54	47	42	52	46	42								
5	60	49	42	36	58	48	41	36	47	40	36	60	49	42	36	58	48	41	36	47	40	36								
6	55	44	37	32	53	43	36	32	42	36	31	55	44	37	32	53	43	36	32	42	36	31								
7	51	40	33	28	49	39	32	28	38	32	27	51	40	33	28	49	39	32	28	38	32	27								
8	47	36	29	25	46	36	29	25	35	29	24	47	36	29	25	46	36	29	25	35	29	24								
9	44	33	27	22	43	33	26	22	32	26	22	44	33	27	22	43	33	26	22	32	26	22								
10	41	31	24	20	40	30	24	20	29	24	20	41	31	24	20	40	30	24	20	29	24	20								

Based on floor reflectance of 20

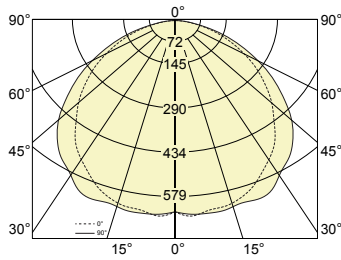
i All IES files are available for download at: www.axislighting.com

PHOTOMETRIC DATA

2 T5



PHOTOMETRIC CURVE



Test Lamp: 2xF14T5
 IES FILE: DAY22-S-T5-2.ies

Efficiency: 77.4%

CANDELA DISTRIBUTION

Vertical Angle	Horizontal Angles					Zonal Lumens
	0	22.5	45	67.5	90	
0	627	627	627	627	627	
5	644	642	642	652	638	35
15	632	634	643	642	644	151
25	604	605	622	639	647	262
35	546	556	583	604	608	348
45	461	479	510	536	549	390
55	361	375	396	423	434	371
65	246	252	269	287	292	293
75	129	130	140	144	149	178
85	31	32	33	36	38	61
90	5	5	4	3	2	

COEFFICIENTS OF UTILIZATION (%)

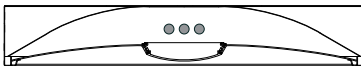
Ceiling	80				70				50			
	70	50	30	10	70	50	30	10	50	30	10	
Wall												
0	92	92	92	92	90	90	90	90	86	86	86	
1	84	81	77	74	82	79	76	73	75	73	71	
2	76	70	65	60	74	68	64	59	66	62	58	
3	70	61	55	50	68	60	54	49	58	52	48	
4	64	54	47	42	62	53	46	41	51	45	41	
5	58	48	41	36	57	47	41	36	46	40	35	
6	54	43	36	31	52	42	36	31	41	35	31	
7	50	39	32	27	48	38	32	27	37	31	27	
8	46	36	29	24	45	35	29	24	34	28	24	
9	43	33	26	22	42	32	26	22	31	25	21	
10	40	30	24	20	39	30	24	19	29	23	19	

Based on floor reflectance of 20

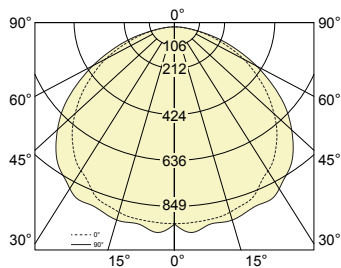
LUMINANCE DATA (CD/M²)

Vertical Angle	Horizontal Angles		
	0	45	90
45	1498	1562	1785
55	1361	1382	1635
65	1143	1126	1362
75	817	766	943
85	324	273	393

3 T5



PHOTOMETRIC CURVE



Test Lamp: 3xF14T5
 IES FILE: DAY22-S-T5-3.ies

Efficiency: 74.1%

CANDELA DISTRIBUTION

Vertical Angle	Horizontal Angles					Zonal Lumens
	0	22.5	45	67.5	90	
0	910	910	910	910	910	
5	909	927	922	891	955	49
15	901	899	900	914	933	216
25	867	866	890	907	911	374
35	784	799	831	874	875	499
45	672	688	732	772	780	560
55	521	540	580	612	621	533
65	357	365	392	410	416	421
75	184	187	203	209	214	255
85	46	47	50	55	55	89
90	6	7	5	4	3	

COEFFICIENTS OF UTILIZATION (%)

Ceiling	80				70				50			
	70	50	30	10	70	50	30	10	50	30	10	
Wall												
0	89	89	89	89	86	86	86	86	83	83	83	
1	81	77	74	71	79	75	72	70	72	70	68	
2	73	67	62	57	71	66	61	57	63	59	55	
3	67	59	52	47	65	57	52	47	55	50	46	
4	61	52	45	40	59	51	44	40	49	43	39	
5	56	46	39	34	54	45	39	34	44	38	34	
6	51	41	34	30	50	41	34	29	39	33	29	
7	48	37	31	26	46	37	30	26	36	30	26	
8	44	34	27	23	43	33	27	23	32	27	23	
9	41	31	25	21	40	31	25	21	30	24	20	
10	39	29	23	19	38	28	22	19	27	22	18	

Based on floor reflectance of 20

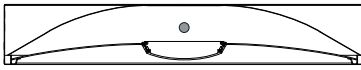
LUMINANCE DATA (CD/M²)

Vertical Angle	Horizontal Angles		
	0	45	90
45	2185	2244	2534
55	1964	2021	2343
65	1664	1641	1935
75	1168	1109	1356
85	478	410	573

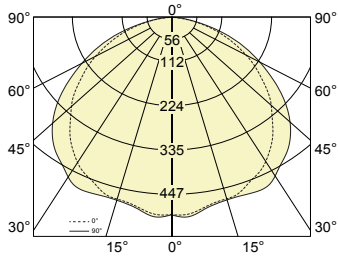
i All IES files are available for download at: www.axislighting.com

PHOTOMETRIC DATA

1 T5HO



PHOTOMETRIC CURVE



Test Lamp: 1xF24T5HO
 IES FILE: DAY22-S-T5HO-1.ies

Efficiency: 79.1%

CANDELA DISTRIBUTION

Vertical Angle	Horizontal Angles					Zonal Lumens
	0	22.5	45	67.5	90	
0	495	495	495	495	495	
5	496	492	493	489	503	27
15	476	478	479	487	480	115
25	456	459	472	481	485	198
35	418	421	441	453	461	263
45	350	362	386	404	414	295
55	273	286	302	320	328	281
65	187	195	203	215	221	222
75	98	100	106	111	112	135
85	23	24	26	29	29	47
90	3	4	3	2	2	

COEFFICIENTS OF UTILIZATION (%)

Ceiling	80				70				50			
	70	50	30	10	70	50	30	10	50	30	10	
Wall												
0	94	94	94	94	92	92	92	92	88	88	88	
1	86	82	79	76	84	81	77	75	77	75	72	
2	78	71	66	61	76	70	65	61	67	63	59	
3	71	63	56	51	69	61	55	50	59	54	49	
4	65	55	48	43	63	54	47	42	52	46	42	
5	60	49	42	36	58	48	41	36	47	40	36	
6	55	44	37	32	53	43	36	32	42	36	31	
7	51	40	33	28	49	39	32	28	38	32	27	
8	47	36	29	25	46	36	29	25	35	29	24	
9	44	33	27	22	43	33	26	22	32	26	22	
10	41	31	24	20	40	30	24	20	29	24	20	

Based on floor reflectance of 20

LUMINANCE DATA (CD/M²)

Vertical Angle	Horizontal Angles		
	0	45	90
45	1138	1182	1346
55	1030	1051	1236
65	870	850	1031
75	621	577	711
85	240	211	299

COEFFICIENTS OF UTILIZATION (%)

Ceiling	80				70				50			
	70	50	30	10	70	50	30	10	50	30	10	
Wall												
0	92	92	92	92	90	90	90	90	86	86	86	
1	84	81	77	74	82	79	76	73	75	73	71	
2	76	70	65	60	74	68	64	59	66	62	58	
3	70	61	55	50	68	60	54	49	58	52	48	
4	64	54	47	42	62	53	46	41	51	45	41	
5	58	48	41	36	57	47	41	36	46	40	35	
6	54	43	36	31	52	42	36	31	41	35	31	
7	50	39	32	27	48	38	32	27	37	31	27	
8	46	36	29	24	45	35	29	24	34	28	24	
9	43	33	26	22	42	32	26	22	31	25	21	
10	40	30	24	20	39	30	24	19	29	23	19	

Based on floor reflectance of 20

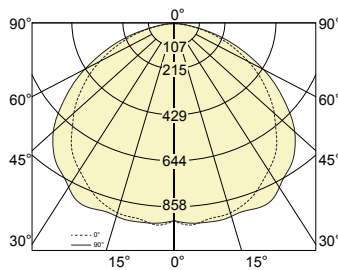
LUMINANCE DATA (CD/M²)

Vertical Angle	Horizontal Angles		
	0	45	90
45	2219	2313	2644
55	2017	2047	2422
65	1693	1668	2018
75	1210	1134	1398
85	480	405	582

2 T5HO



PHOTOMETRIC CURVE



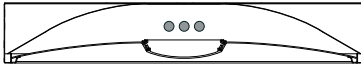
Test Lamp: 2xF24T5HO
 IES FILE: DAY22-S-T5HO-2.ies

Efficiency: 77.4%

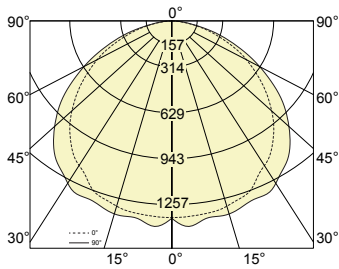
i All IES files are available for download at: www.axislighting.com

PHOTOMETRIC DATA

3 T5HO



PHOTOMETRIC CURVE



Test Lamp: 3xF24T5HO
 IES FILE: DAY22-S-T5HO-3.ies

Efficiency: 74.1%

CANDELA DISTRIBUTION

Vertical Angle	Horizontal Angles					Zonal Lumens
	0	22.5	45	67.5	90	
0	1348	1348	1348	1348	1348	
5	1347	1373	1366	1320	1414	73
15	1335	1332	1333	1354	1382	320
25	1285	1282	1318	1344	1349	555
35	1161	1184	1231	1295	1297	740
45	996	1019	1085	1144	1155	830
55	772	800	859	906	920	790
65	529	541	580	608	616	624
75	273	277	301	309	317	378
85	68	69	74	82	81	132
90	9	10	8	6	5	

LUMINANCE DATA (CD/M²)

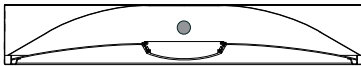
Vertical Angle	Horizontal Angles		
	0	45	90
45	3238	3324	3755
55	2910	2994	3470
65	2465	2431	2867
75	1731	1643	2009
85	708	607	849

COEFFICIENTS OF UTILIZATION (%)

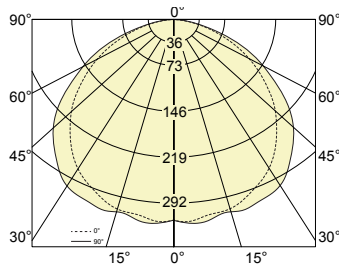
Ceiling	80				70				50			
	70	50	30	10	70	50	30	10	50	30	10	
Wall	70	50	30	10	70	50	30	10	50	30	10	
0	89	89	89	89	86	86	86	86	83	83	83	
1	81	77	74	71	79	75	72	70	72	70	68	
2	73	67	62	57	71	66	61	57	63	59	55	
3	67	59	52	47	65	57	52	47	55	50	46	
4	61	52	45	40	59	51	44	40	49	43	39	
5	56	46	39	34	54	45	39	34	44	38	34	
6	51	41	34	30	50	41	34	29	39	33	29	
7	48	37	31	26	46	37	30	26	36	30	26	
8	44	34	27	23	43	33	27	23	32	27	23	
9	41	31	25	21	40	31	25	21	30	24	20	
10	39	29	23	19	38	28	22	19	27	22	18	

Based on floor reflectance of 20

I T8



PHOTOMETRIC CURVE



Test Lamp: 1xF17T8
 IES FILE: DAY22-S-T8-I.ies

Efficiency: 77.6%

CANDELA DISTRIBUTION

Vertical Angle	Horizontal Angles					Zonal Lumens
	0	22.5	45	67.5	90	
0	319	319	319	319	319	
5	322	328	325	327	325	17
15	315	318	319	325	318	76
25	300	303	311	317	320	131
35	275	279	290	304	310	174
45	234	240	256	268	272	195
55	182	188	201	211	218	186
65	124	127	134	143	148	147
75	64	65	69	74	73	89
85	15	16	17	19	20	31
90	3	2	2	2	1	

LUMINANCE DATA (CD/M²)

Vertical Angle	Horizontal Angles		
	0	45	90
45	759	783	883
55	687	699	820
65	578	561	690
75	403	376	463
85	160	143	206

COEFFICIENTS OF UTILIZATION (%)

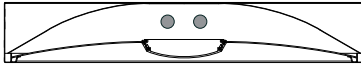
Ceiling	80				70				50			
	70	50	30	10	70	50	30	10	50	30	10	
Wall	70	50	30	10	70	50	30	10	50	30	10	
0	93	93	93	93	90	90	90	90	86	86	86	
1	85	81	77	74	82	79	76	73	76	73	71	
2	77	70	65	60	75	69	64	59	66	62	58	
3	70	61	55	50	68	60	54	49	58	53	48	
4	64	54	47	42	62	53	47	42	51	45	41	
5	58	48	41	36	57	47	41	36	46	40	35	
6	54	43	36	31	52	43	36	31	41	35	31	
7	50	39	32	27	48	38	32	27	37	31	27	
8	46	36	29	24	45	35	29	24	34	28	24	
9	43	33	26	22	42	32	26	22	31	25	21	
10	40	30	24	20	39	30	24	20	29	23	19	

Based on floor reflectance of 20

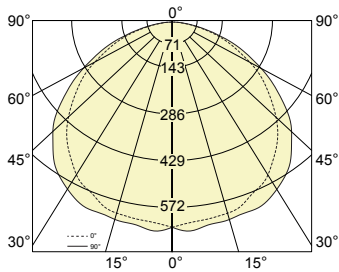
i All IES files are available for download at: www.axislighting.com

PHOTOMETRIC DATA

2 T8



PHOTOMETRIC CURVE



Test Lamp: 2xF17T8
 IES FILE: DAY22-S-T8-2.ies

Efficiency: 74.9%

CANDELA DISTRIBUTION

Vertical Angle	Horizontal Angles					Zonal Lumens
	0	22.5	45	67.5	90	
0	629	629	629	629	629	
5	618	624	624	637	643	34
15	611	616	623	636	631	148
25	581	594	607	617	628	256
35	532	543	565	588	592	339
45	457	465	490	514	518	377
55	354	363	383	406	409	357
65	238	245	259	272	273	281
75	126	127	133	140	138	170
85	31	31	33	36	36	59
90	5	5	4	3	2	

COEFFICIENTS OF UTILIZATION (%)

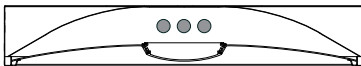
Ceiling	80				70				50			
	70	50	30	10	70	50	30	10	50	30	10	
Wall	70	50	30	10	70	50	30	10	50	30	10	
0	89	89	89	89	87	87	87	87	83	83	83	
1	82	78	75	72	80	76	73	71	73	71	68	
2	74	68	63	58	72	66	61	57	64	60	56	
3	67	59	53	48	65	58	52	48	56	51	47	
4	62	52	46	40	60	51	45	40	49	44	40	
5	56	47	40	35	55	46	39	34	44	38	34	
6	52	42	35	30	51	41	35	30	40	34	30	
7	48	38	31	26	47	37	31	26	36	30	26	
8	45	34	28	23	44	34	28	23	33	27	23	
9	42	32	25	21	41	31	25	21	30	25	21	
10	39	29	23	19	38	29	23	19	28	23	19	

Based on floor reflectance of 20

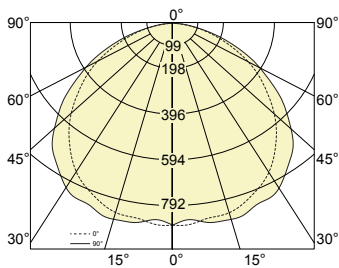
LUMINANCE DATA (CD/M²)

Vertical Angle	Horizontal Angles		
	0	45	90
45	1485	1500	1683
55	1335	1336	1541
65	1106	1083	1270
75	797	725	878
85	321	269	371

3 T8



PHOTOMETRIC CURVE



Test Lamp: 3xF17T8
 IES FILE: DAY22-S-T8-3.ies

Efficiency: 69.9%

CANDELA DISTRIBUTION

Vertical Angle	Horizontal Angles					Zonal Lumens
	0	22.5	45	67.5	90	
0	875	875	875	875	875	
5	875	868	891	888	854	47
15	859	849	870	878	884	205
25	820	817	847	860	866	356
35	749	752	782	833	832	473
45	636	656	692	732	740	531
55	491	512	539	567	579	501
65	335	344	363	383	389	395
75	173	177	190	196	195	239
85	42	44	47	51	53	83
90	7	7	5	3	3	

COEFFICIENTS OF UTILIZATION (%)

Ceiling	80				70				50			
	70	50	30	10	70	50	30	10	50	30	10	
Wall	70	50	30	10	70	50	30	10	50	30	10	
0	84	84	84	84	82	82	82	82	78	78	78	
1	76	73	70	67	74	71	68	66	68	66	64	
2	69	63	58	54	67	62	57	54	59	56	52	
3	63	55	50	45	61	54	49	44	52	47	44	
4	57	49	43	38	56	48	42	38	46	41	37	
5	53	44	37	32	51	43	37	32	41	36	32	
6	49	39	33	28	47	38	32	28	37	32	28	
7	45	35	29	25	44	35	29	25	34	28	24	
8	42	32	26	22	41	32	26	22	31	25	22	
9	39	29	24	20	38	29	23	20	28	23	19	
10	37	27	21	18	36	27	21	18	26	21	18	

Based on floor reflectance of 20

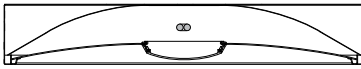
LUMINANCE DATA (CD/M²)

Vertical Angle	Horizontal Angles		
	0	45	90
45	2066	2121	2405
55	1853	1879	2182
65	1558	1522	1813
75	1098	1034	1234
85	435	381	549

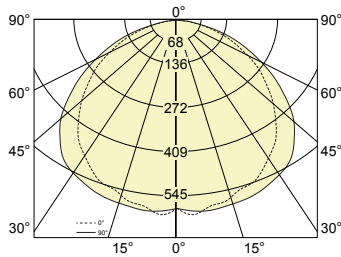
i All IES files are available for download at: www.axislighting.com

PHOTOMETRIC DATA

1 F25TT



PHOTOMETRIC CURVE



Test Lamp: 1xF25TT
 IES FILE: DAY22-S-F25TT-1.ies

Efficiency: 75.8%

CANDELA DISTRIBUTION

Vertical Angle	Horizontal Angles					Zonal Lumens
	0	22.5	45	67.5	90	
0	590	590	590	590	590	
5	611	602	612	599	600	32
15	587	580	595	596	602	141
25	562	567	581	591	597	244
35	511	521	546	572	577	326
45	437	450	481	509	520	368
55	339	357	382	403	413	353
65	230	240	252	275	277	278
75	120	123	130	139	143	169
85	29	30	33	36	38	58
90	5	5	4	3	2	

COEFFICIENTS OF UTILIZATION (%)

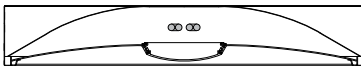
Ceiling	80				70				50			
	70	50	30	10	70	50	30	10	50	30	10	
Wall	70	50	30	10	70	50	30	10	50	30	10	
0	90	90	90	90	88	88	88	88	84	84	84	
1	83	79	76	73	80	77	74	71	74	71	69	
2	75	68	63	59	73	67	62	58	64	60	57	
3	68	60	53	48	66	59	53	48	56	51	47	
4	62	53	46	41	60	52	45	40	50	44	40	
5	57	47	40	35	55	46	40	35	44	39	34	
6	52	42	35	30	51	41	35	30	40	34	30	
7	49	38	31	27	47	37	31	26	36	30	26	
8	45	35	28	24	44	34	28	23	33	27	23	
9	42	32	25	21	41	31	25	21	30	25	21	
10	39	29	23	19	38	29	23	19	28	23	19	

Based on floor reflectance of 20

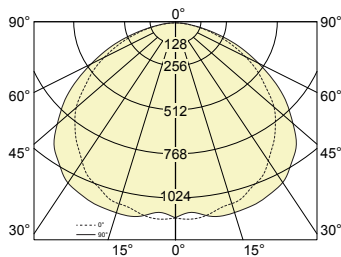
LUMINANCE DATA (CD/M²)

Vertical Angle	Horizontal Angles		
	0	45	90
45	1420	1475	1691
55	1277	1330	1556
65	1070	1054	1288
75	762	712	904
85	297	266	396

2 F25TT



PHOTOMETRIC CURVE



Test Lamp: 2xF25TT
 IES FILE: DAY22-S-F25TT-2.ies

Efficiency: 71.7%

CANDELA DISTRIBUTION

Vertical Angle	Horizontal Angles					Zonal Lumens
	0	22.5	45	67.5	90	
0	1129	1129	1129	1129	1129	
5	1140	1115	1129	1109	1102	60
15	1099	1109	1120	1132	1152	267
25	1051	1073	1105	1121	1147	465
35	952	986	1037	1089	1108	620
45	823	857	916	962	994	699
55	639	670	722	762	782	665
65	438	449	481	509	517	524
75	226	233	250	259	258	317
85	55	57	61	67	66	109
90	9	8	7	5	5	

COEFFICIENTS OF UTILIZATION (%)

Ceiling	80				70				50			
	70	50	30	10	70	50	30	10	50	30	10	
Wall	70	50	30	10	70	50	30	10	50	30	10	
0	86	86	86	86	84	84	84	84	80	80	80	
1	78	75	71	69	76	73	70	67	70	67	65	
2	71	65	60	55	69	63	59	55	61	57	54	
3	64	57	51	46	63	55	50	45	53	48	45	
4	59	50	43	39	57	49	43	38	47	42	38	
5	54	44	38	33	52	44	37	33	42	37	32	
6	50	40	33	29	48	39	33	28	38	32	28	
7	46	36	30	25	45	35	29	25	34	29	25	
8	43	33	27	22	42	32	26	22	31	26	22	
9	40	30	24	20	39	30	24	20	29	23	20	
10	37	28	22	18	36	27	22	18	26	21	18	

Based on floor reflectance of 20

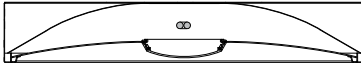
LUMINANCE DATA (CD/M²)

Vertical Angle	Horizontal Angles		
	0	45	90
45	2675	2808	3233
55	2409	2515	2950
65	2040	2016	2409
75	1430	1362	1636
85	573	496	693

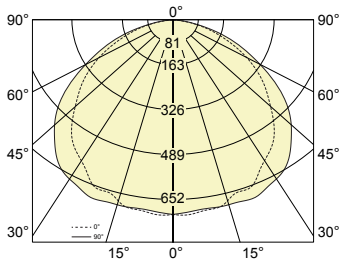
i All IES files are available for download at: www.axislighting.com

PHOTOMETRIC DATA

1 F40TT



PHOTOMETRIC CURVE



Test Lamp: 1xF40TT
 IES FILE: DAY22-S-F40TT-1.ies

Efficiency: 75.7%

CANDELA DISTRIBUTION

Vertical Angle	Horizontal Angles					Zonal Lumens
	0	22.5	45	67.5	90	
0	723	723	723	723	723	
5	727	726	733	728	716	39
15	715	709	721	722	718	170
25	688	687	705	721	728	296
35	616	625	663	693	702	394
45	532	545	579	618	625	445
55	416	424	459	490	508	426
65	284	295	311	328	333	339
75	147	151	161	167	171	204
85	36	37	40	42	43	71
90	5	6	5	3	2	

COEFFICIENTS OF UTILIZATION (%)

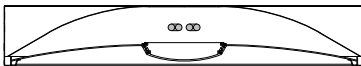
Ceiling	80				70				50			
	70	50	30	10	70	50	30	10	50	30	10	
Wall	70	50	30	10	70	50	30	10	50	30	10	
0	91	91	91	91	88	88	88	88	84	84	84	
1	83	79	76	73	80	77	74	71	74	71	69	
2	75	68	63	59	73	67	62	58	64	60	57	
3	68	60	53	48	66	59	53	48	56	51	47	
4	62	53	46	41	60	52	45	40	50	44	40	
5	57	47	40	35	55	46	40	35	44	39	34	
6	52	42	35	30	51	41	35	30	40	34	30	
7	49	38	31	26	47	37	31	26	36	30	26	
8	45	35	28	23	44	34	28	23	33	27	23	
9	42	32	25	21	41	31	25	21	30	25	21	
10	39	29	23	19	38	29	23	19	28	23	19	

Based on floor reflectance of 20

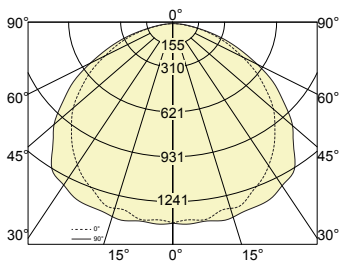
LUMINANCE DATA (CD/M²)

Vertical Angle	Horizontal Angles		
	0	45	90
45	1729	1774	2032
55	1567	1598	1916
65	1323	1302	1553
75	933	878	1086
85	374	326	449

2 F40TT



PHOTOMETRIC CURVE



Test Lamp: 2xF40TT
 IES FILE: DAY22-S-F40TT-2.ies

Efficiency: 71.6%

CANDELA DISTRIBUTION

Vertical Angle	Horizontal Angles					Zonal Lumens
	0	22.5	45	67.5	90	
0	1368	1368	1368	1368	1368	
5	1351	1392	1361	1354	1380	74
15	1323	1342	1359	1387	1396	323
25	1281	1292	1342	1365	1381	562
35	1165	1183	1255	1311	1337	750
45	994	1030	1105	1170	1174	845
55	781	809	870	923	929	804
65	521	550	586	624	624	635
75	283	282	303	312	316	383
85	66	69	72	78	81	131
90	11	10	10	7	4	

COEFFICIENTS OF UTILIZATION (%)

Ceiling	80				70				50			
	70	50	30	10	70	50	30	10	50	30	10	
Wall	70	50	30	10	70	50	30	10	50	30	10	
0	85	85	85	85	83	83	83	83	80	80	80	
1	78	74	71	68	76	73	70	67	70	67	65	
2	71	65	60	55	69	63	59	55	61	57	53	
3	64	56	51	46	62	55	50	45	53	48	45	
4	59	50	43	38	57	49	43	38	47	42	38	
5	54	44	38	33	52	44	37	33	42	37	32	
6	50	40	33	29	48	39	33	28	38	32	28	
7	46	36	30	25	45	35	29	25	34	29	25	
8	43	33	26	22	41	32	26	22	31	26	22	
9	40	30	24	20	39	30	24	20	29	23	20	
10	37	28	22	18	36	27	22	18	26	21	18	

Based on floor reflectance of 20

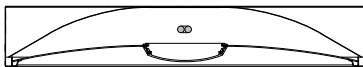
LUMINANCE DATA (CD/M²)

Vertical Angle	Horizontal Angles		
	0	45	90
45	3231	3385	3817
55	2945	3031	3505
65	2426	2455	2909
75	1790	1651	2004
85	687	591	849

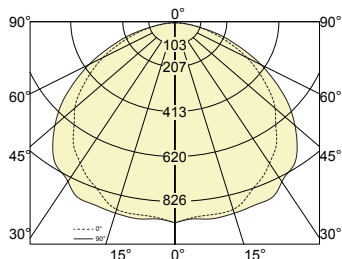
i All IES files are available for download at: www.axislighting.com

PHOTOMETRIC DATA

1 F50TT



PHOTOMETRIC CURVE



Test Lamp: 1xF50TT
 IES FILE: DAY22-S-F50TT-1.ies

Efficiency: 75.0%

CANDELA DISTRIBUTION

Vertical Angle	Horizontal Angles					Zonal Lumens
	0	22.5	45	67.5	90	
0	918	918	918	918	918	
5	898	927	929	915	904	49
15	900	892	897	910	916	215
25	844	857	871	910	915	372
35	770	782	821	860	872	494
45	656	686	729	770	795	560
55	524	542	581	619	632	538
65	355	367	391	410	422	424
75	183	190	204	211	215	257
85	43	47	50	54	55	89
90	7	7	6	5	4	

COEFFICIENTS OF UTILIZATION (%)

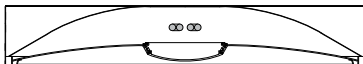
Ceiling	80				70				50			
	70	50	30	10	70	50	30	10	50	30	10	
Wall	70	50	30	10	70	50	30	10	50	30	10	
0	89	89	89	89	87	87	87	87	83	83	83	
1	81	78	75	72	79	76	73	70	73	70	68	
2	74	68	62	58	72	66	61	57	63	59	56	
3	67	59	53	48	65	58	52	47	56	51	46	
4	61	52	45	40	60	51	45	40	49	44	39	
5	56	46	39	34	55	45	39	34	44	38	34	
6	52	42	35	30	50	41	34	30	39	34	29	
7	48	38	31	26	47	37	31	26	36	30	26	
8	45	34	28	23	43	34	27	23	33	27	23	
9	42	31	25	21	40	31	25	21	30	24	21	
10	39	29	23	19	38	28	23	19	28	22	19	

Based on floor reflectance of 20

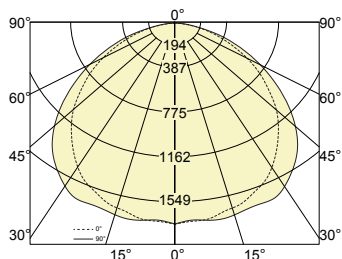
LUMINANCE DATA (CD/M²)

Vertical Angle	Horizontal Angles		
	0	45	90
45	2131	2233	2586
55	1975	2024	2383
65	1654	1637	1967
75	1157	1110	1365
85	450	409	576

2 F50TT



PHOTOMETRIC CURVE



Test Lamp: 2xF50TT
 IES FILE: DAY22-S-F50TT-2.ies

Efficiency: 71.7%

CANDELA DISTRIBUTION

Vertical Angle	Horizontal Angles					Zonal Lumens
	0	22.5	45	67.5	90	
0	1735	1735	1735	1735	1735	
5	1717	1704	1722	1716	1707	92
15	1680	1711	1697	1723	1740	407
25	1616	1626	1676	1725	1726	707
35	1485	1501	1596	1661	1686	950
45	1270	1310	1381	1469	1504	1065
55	989	1026	1085	1151	1182	1013
65	671	689	734	772	792	799
75	347	356	379	396	406	483
85	85	87	93	102	102	167
90	14	13	11	8	7	

COEFFICIENTS OF UTILIZATION (%)

Ceiling	80				70				50			
	70	50	30	10	70	50	30	10	50	30	10	
Wall	70	50	30	10	70	50	30	10	50	30	10	
0	85	85	85	85	83	83	83	83	79	79	79	
1	77	74	71	68	75	72	69	67	69	67	65	
2	70	64	59	55	68	63	58	54	60	56	53	
3	64	56	50	45	62	55	49	45	53	48	44	
4	58	49	43	38	57	49	43	38	47	42	37	
5	53	44	37	33	52	43	37	32	42	36	32	
6	49	40	33	28	48	39	33	28	38	32	28	
7	46	36	29	25	44	35	29	25	34	29	25	
8	42	32	26	22	41	32	26	22	31	26	22	
9	39	30	24	20	38	29	24	20	28	23	20	
10	37	27	22	18	36	27	21	18	26	21	18	

Based on floor reflectance of 20

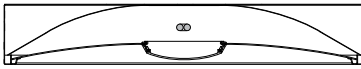
LUMINANCE DATA (CD/M²)

Vertical Angle	Horizontal Angles		
	0	45	90
45	4127	4233	4889
55	3727	3781	4457
65	3122	3073	3689
75	2201	2070	2577
85	884	763	1068

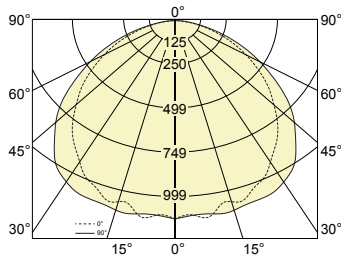
i All IES files are available for download at: www.axislighting.com

PHOTOMETRIC DATA

1 F55TT



PHOTOMETRIC CURVE



Test Lamp: 1xF55TT
 IES FILE: DAY22-S-F55TT-1.ies

Efficiency: 76.2%

CANDELA DISTRIBUTION

Vertical Angle	Horizontal Angles					Zonal Lumens
	0	22.5	45	67.5	90	
0	1113	1113	1113	1113	1113	
5	1094	1106	1100	1107	1098	59
15	1056	1088	1092	1121	1118	261
25	1041	1053	1082	1105	1109	455
35	946	963	1015	1061	1087	606
45	817	835	891	944	960	684
55	638	658	709	754	770	654
65	432	448	476	505	512	516
75	222	228	244	260	259	313
85	53	54	60	66	69	107
90	8	9	6	6	4	

COEFFICIENTS OF UTILIZATION (%)

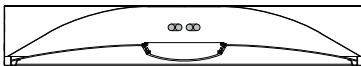
Ceiling	80				70				50			
	70	50	30	10	70	50	30	10	50	30	10	
Wall												
0	91	91	91	91	89	89	89	89	85	85	85	
1	83	79	76	73	81	78	75	72	74	72	69	
2	75	69	63	59	73	67	62	58	65	60	57	
3	68	60	54	49	66	59	53	48	57	52	47	
4	62	53	46	41	61	52	46	41	50	45	40	
5	57	47	40	35	56	46	40	35	45	39	34	
6	53	42	35	30	51	42	35	30	40	34	30	
7	49	38	31	27	47	38	31	27	36	31	26	
8	45	35	28	24	44	34	28	24	33	27	23	
9	42	32	25	21	41	31	25	21	31	25	21	
10	40	29	23	19	39	29	23	19	28	23	19	

Based on floor reflectance of 20

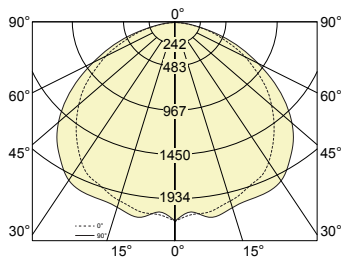
LUMINANCE DATA (CD/M²)

Vertical Angle	Horizontal Angles		
	0	45	90
45	2654	2731	3121
55	2406	2472	2905
65	2011	1992	2386
75	1407	1330	1643
85	547	489	722

2 F55TT



PHOTOMETRIC CURVE



Test Lamp: 2xF55TT
 IES FILE: DAY22-S-F55TT-2.ies

Efficiency: 72.2%

CANDELA DISTRIBUTION

Vertical Angle	Horizontal Angles					Zonal Lumens
	0	22.5	45	67.5	90	
0	2175	2175	2175	2175	2175	
5	2110	2109	2136	2070	2080	113
15	2062	2054	2093	2109	2144	498
25	1963	2002	2054	2082	2109	861
35	1816	1830	1928	2019	2071	1156
45	1537	1585	1707	1795	1836	1297
55	1214	1255	1326	1423	1460	1239
65	822	848	899	952	964	975
75	428	427	463	480	481	586
85	103	109	117	124	126	204
90	18	20	14	10	9	

COEFFICIENTS OF UTILIZATION (%)

Ceiling	80				70				50			
	70	50	30	10	70	50	30	10	50	30	10	
Wall												
0	86	86	86	86	84	84	84	84	81	81	81	
1	79	75	72	69	77	74	71	68	70	68	66	
2	71	65	60	56	69	64	59	55	61	57	54	
3	65	57	51	46	63	56	50	46	54	49	45	
4	59	50	44	39	58	49	43	39	48	42	38	
5	54	45	38	33	53	44	38	33	42	37	33	
6	50	40	34	29	49	40	33	29	38	33	28	
7	46	36	30	25	45	36	30	25	35	29	25	
8	43	33	27	22	42	33	27	22	32	26	22	
9	40	30	24	20	39	30	24	20	29	24	20	
10	38	28	22	18	37	27	22	18	27	22	18	

Based on floor reflectance of 20

LUMINANCE DATA (CD/M²)

Vertical Angle	Horizontal Angles		
	0	45	90
45	4981	5214	5948
55	4563	4606	5486
65	3814	3755	4473
75	2703	2520	3036
85	1073	952	1314

i All IES files are available for download at: www.axislighting.com