

### PROJECT INFORMATION

Project:

Notes:

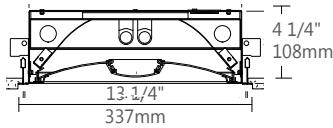
Type:

Approved by:

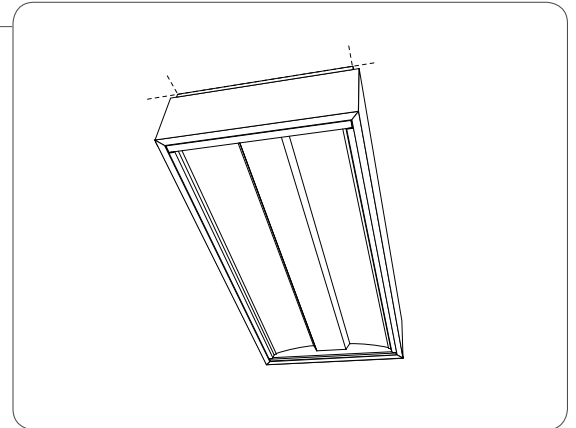
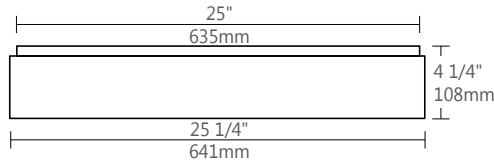
Date:

### DIMENSIONS

#### SECTION VIEW



#### SIDE VIEW



### ORDERING CODE

1	2	3	4	5	6	7	8	9	10	11	12	13	14
---	---	---	---	---	---	---	---	---	----	----	----	----	----

### PRODUCT SPECIFICATIONS

1	PRODUCT ID	2	SIZE	3	CENTER OPTIC	4	LAMP	5	LAMP CONFIGURATION	6	FINISH
DAYF	flat	12	1'X2'	S	satin lens	T5	T5	1	1 lamp	AM	antimicrobial
DAYC	curved			SB	affle <sup>(1)</sup>	T5HO	T5HO	2	2 lamps <sup>(2)</sup>	W	white
						T8	T8			BLK	black
						F25TT	TT25W (2G11)			C	custom
						F40TT	TT40W (2G11)				
						F50TT	TT50W (2G11)				
						F55TT	TT55W (2G11)				
					(1) With frosted lens				(2) Not available for F25/40/50/55TT		

7	VOLTAGE	8	BALLAST	9	CIRCUITS	10	MOUNTING/SUSPENSION	11	BATTERY (OPTIONAL)
120	120V	D	dimming	1	1 regular	SM	surface mount	B#	battery pack
277	277V	E	instant start <sup>(4)</sup>	2	2 regular				
347	347V <sup>(3)</sup>	ERS	program start	2A/B	2 alternating				
UNV	universal	BI	bi-level dimming	+E(#)	emergency section				
		+M	master	+NL(#)	night light section				
		+S	satellite	+GTD(#)	generator transfer device				
	(3) Please consult factory		(4) Available with T8 lamp only						

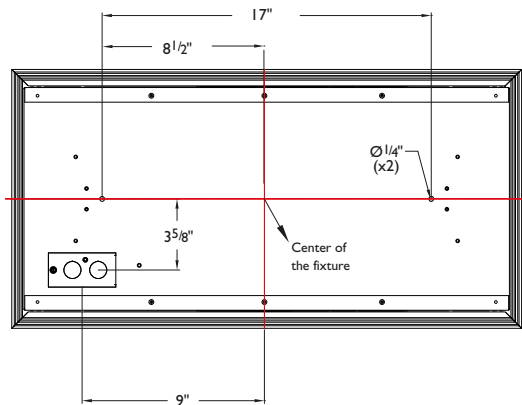
12	OTHER (OPTIONAL)	13	IC CONTROLS (OPTIONAL)	14	CUSTOM (OPTIONAL)
F	fuse	DS#	daylight sensor	C	custom
FW(#)	flex whip (6' std)	OS#	occupancy sensor		
		DS+OS#	daylight+occupancy sensor		
		DOS#	daylight&occupancy sensor		
			See integrated controls guide for further details		Please specify

SPECIFY BALLAST NAME (if needed)

SPECIFY BATTERY NAME (if needed)

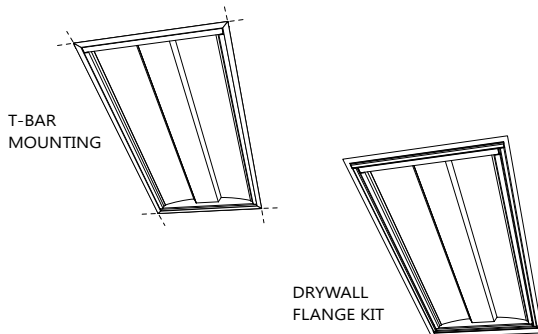
## ● CEILING SYSTEM

### MOUNTING HOLES POSITION



## ● RECESSED OPTION

For more details see recessed specification sheets available at: [www.axislighting.com](http://www.axislighting.com)



**i** Installation sheets for all mounting options are available at: [www.axislighting.com](http://www.axislighting.com)

## ● CONSTRUCTION

<b>Housing</b>	Die formed cold rolled sheet steel (20 gauge)
<b>Central Lens Housing</b>	Extruded aluminum (0.060" nominal)
<b>Reflectors</b>	Die formed cold rolled sheet steel (22 gauge)
<b>Interior Brackets</b>	Die formed cold rolled sheet steel (20 gauge)
<b>Surface Mount Kit</b>	Extruded aluminum (0.070" nominal)

## ● WEIGHT

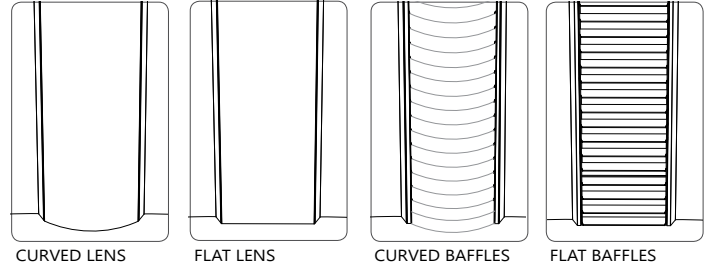
<b>Surface Mount</b>	16 lbs / 7.3 kg
----------------------	-----------------

## ● FINISH

Matte white powder coat with 90% reflectance.  
 Custom finish are also available for exterior surfaces.

## ● OPTICAL SYSTEM

<b>Central Lens: Satin</b>	PMMA, satin blend (0.9" nominal)
<b>Central Lens Baffles</b>	Die formed aluminum (22 gauge) powder painted white
<b>Side Lenses: Satin</b>	Acrylic, satin blend (0.08" nominal)




All DAY luminaires are available with a choice of center lens or baffle and with a curved or flat detail for the center optical element.

## ● ELECTRICAL

<b>Ballast</b>	Electronic IS, Electronic Rapid Start, Dimming (0-10V, Line, EcoSystem, DALI), BI-level dimming With preinstalled ballast disconnect as per NEC & CEC
<b>Emergency</b>	Emergency battery pack or emergency circuit
<b>Voltage</b>	120V, 277V, 347V, UNV

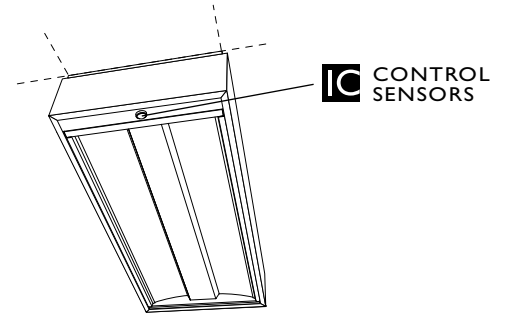
## ● APPROVALS

Certified to UL and CUL standards   
 Meets NYC requirements  
 Suitable for damp locations.

## ● INTEGRATED CONTROL OPTIONS

DAY luminaires allow the use of integrated controls such as daylight sensors (DS), occupancy sensors (OS), individual daylight sensors and occupancy sensors (DS+OS), and combination daylight/occupancy sensors (DOS). These options can be seamlessly integrated into our luminaires. The control system could be used to optimize the lighting of the space by reducing energy consumption through daylight harvesting and occupancy, thereby improving the overall interior environment and allowing for LEED credits.

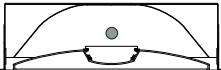
- Consult factory for other options.
- Refer to IC brochure for more information.



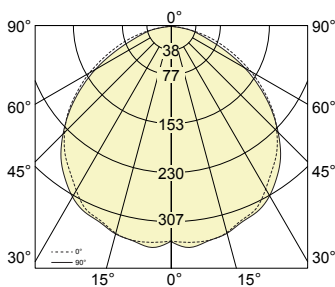
SENSORS	BRAND	Model	TYPE	CODE	COMPATIBLE DIMMING BALLAST
Daylight Sensor (DS)	Lutron	EC-DIR-WH	Daylight	LD	EcoSystem
	Wattstopper	FD-301	Daylight	WD	0-10V
	Philips	Luxsense	Daylight	PL	0-10V
Occupancy Sensor (OS)	Wattstopper	FS-205	PIR Occupancy	WP1	Programmed Rapid Start
		FS-355	PIR Occupancy	WP2	Programmed Rapid Start
		FS-155	PIR Occupancy	WP3	Programmed Rapid Start
		FS-505	Ultrasonic Occupancy	WU1	Programmed Rapid Start
		FS-505C	Ultrasonic Occupancy	WU2	Programmed Rapid Start
		FM-105	High Frequency Occupancy	WH	Programmed Rapid Start
Daylight & Occupancy Sensors (DOS)	Philips	Actilume	Daylight & PIR Occupancy	PA	DALI or 0-10V

## ● PHOTOMETRIC DATA

### I T5



### PHOTOMETRIC CURVE



**Test Lamp: 1xF14T5**  
IES FILE: DAY12-S-T5-1.ies

**Efficiency: 72.2%**

### CANDELA DISTRIBUTION

Vertical Angle	Horizontal Angles					Zonal Lumens
	0	22.5	45	67.5	90	
0	334	334	334	334	334	
5	337	329	330	339	345	18
15	333	331	328	328	334	79
25	314	314	315	319	319	134
35	275	283	286	287	288	172
45	235	237	242	241	239	186
55	180	179	178	176	174	168
65	117	117	113	109	103	125
75	60	57	51	48	47	69
85	14	13	12	11	11	23
90	2	2	1	1	1	

### LUMINANCE DATA (CD/M<sup>2</sup>)

Vertical Angle	Horizontal Angles		
	0	45	90
45	1554	1373	1375
55	1381	1120	1116
65	1115	820	770
75	778	462	440
85	291	150	137

### COEFFICIENTS OF UTILIZATION (%)

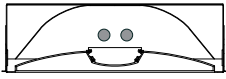
Ceiling	80				70				50			
	70	50	30	10	70	50	30	10	50	30	10	
Wall	86	86	86	86	84	84	84	84	80	80	80	
0	79	76	73	70	77	74	71	69	71	69	67	
1	72	66	61	57	70	65	60	57	62	58	55	
2	66	58	52	48	64	57	52	47	55	50	46	
3	60	52	45	41	58	51	45	40	49	44	40	
4	55	46	40	35	54	45	39	35	44	38	34	
5	51	41	35	30	50	41	35	30	39	34	30	
6	47	38	31	27	46	37	31	27	36	30	27	
7	44	34	28	24	43	34	28	24	33	27	24	
8	41	31	26	22	40	31	25	21	30	25	21	
9	38	29	23	19	38	29	23	19	28	23	19	
10												

Based on floor reflectance of 20

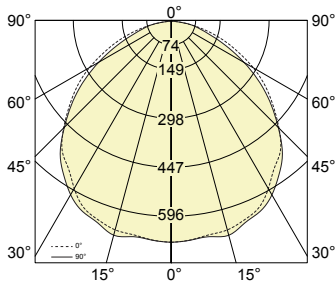
**i** All IES files are available for download at: [www.axislighting.com](http://www.axislighting.com)

## PHOTOMETRIC DATA

### 2 T5



### PHOTOMETRIC CURVE



Test Lamp: 2x F14T5  
 IES FILE: DAY12-S-T5-2.ies

Efficiency: 70.4%

### CANDELA DISTRIBUTION

Vertical Angle	Horizontal Angles					Zonal Lumens
	0	22.5	45	67.5	90	
0	668	668	668	668	668	
5	663	663	655	653	664	35
15	653	656	651	663	669	156
25	623	625	625	630	634	265
35	542	560	568	573	567	342
45	461	468	469	465	459	363
55	350	346	342	337	330	323
65	226	227	215	201	193	238
75	111	108	98	90	90	131
85	25	23	24	22	21	45
90	3	3	3	2	2	

### COEFFICIENTS OF UTILIZATION (%)

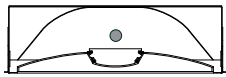
Ceiling	80				70				50			
	70	50	30	10	70	50	30	10	50	30	10	
Wall	70	50	30	10	70	50	30	10	50	30	10	
0	84	84	84	84	82	82	82	82	78	78	78	
1	77	74	71	68	75	72	70	67	69	67	65	
2	70	65	60	56	68	63	59	55	61	57	54	
3	64	57	51	47	62	56	51	46	54	49	46	
4	59	51	44	40	57	50	44	40	48	43	39	
5	54	45	39	34	53	44	39	34	43	38	34	
6	50	41	34	30	49	40	34	30	39	34	30	
7	46	37	31	26	45	36	31	26	35	30	26	
8	43	34	28	24	42	33	27	24	32	27	23	
9	40	31	25	21	39	30	25	21	30	25	21	
10	38	28	23	19	37	28	23	19	27	22	19	

Based on floor reflectance of 20

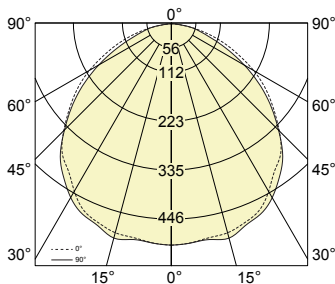
### LUMINANCE DATA (CD/M<sup>2</sup>)

Vertical Angle	Horizontal Angles		
	0	45	90
45	3050	2662	2642
55	2686	2150	2111
65	2149	1567	1437
75	1443	885	839
85	531	291	265

### 1 T5HO



### PHOTOMETRIC CURVE



Test Lamp: 1x F24T5HO  
 IES FILE: DAY12-S-T5HO-1.ies

Efficiency: 72.2%

### CANDELA DISTRIBUTION

Vertical Angle	Horizontal Angles					Zonal Lumens
	0	22.5	45	67.5	90	
0	499	499	499	499	499	
5	502	502	497	492	491	27
15	490	483	485	488	493	116
25	463	466	469	468	469	198
35	418	419	426	428	429	256
45	349	352	355	355	359	275
55	264	266	264	261	262	249
65	173	172	166	160	156	184
75	87	83	77	72	71	102
85	20	19	19	17	16	35
90	3	2	2	2	1	

### COEFFICIENTS OF UTILIZATION (%)

Ceiling	80				70				50			
	70	50	30	10	70	50	30	10	50	30	10	
Wall	70	50	30	10	70	50	30	10	50	30	10	
0	86	86	86	86	84	84	84	84	80	80	80	
1	79	76	73	70	77	74	71	69	71	69	67	
2	72	66	61	57	70	65	60	57	62	58	55	
3	66	58	52	48	64	57	52	47	55	50	46	
4	60	52	45	41	58	51	45	40	49	44	40	
5	55	46	40	35	54	45	39	35	44	38	34	
6	51	41	35	30	50	41	35	30	39	34	30	
7	47	38	31	27	46	37	31	27	36	30	27	
8	44	34	28	24	43	34	28	24	33	27	24	
9	41	31	25	21	40	31	25	21	30	25	21	
10	39	29	23	19	38	29	23	19	28	23	19	

Based on floor reflectance of 20

### LUMINANCE DATA (CD/M<sup>2</sup>)

Vertical Angle	Horizontal Angles		
	0	45	90
45	2310	2018	2069
55	2026	1658	1679
65	1644	1211	1161
75	1127	689	662
85	418	227	206

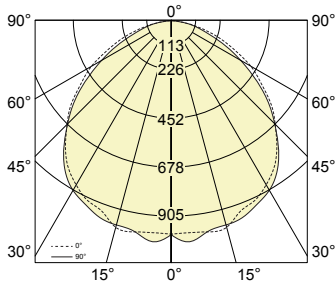
**i** All IES files are available for download at: [www.axislighting.com](http://www.axislighting.com)

## PHOTOMETRIC DATA

### 2 T5HO



### PHOTOMETRIC CURVE



Test Lamp: 2xF24T5HO  
 IES FILE: DAY12-S-T5HO-2.ies

Efficiency: 70.4%

### CANDELA DISTRIBUTION

Vertical Angle	Horizontal Angles					Zonal Lumens
	0	22.5	45	67.5	90	
0	979	979	979	979	979	
5	976	989	992	986	1018	53
15	984	964	978	967	971	231
25	912	918	926	929	933	393
35	828	830	836	846	851	508
45	681	687	693	689	679	537
55	513	517	507	496	486	478
65	334	335	319	301	289	351
75	166	161	146	136	137	195
85	38	37	34	32	33	67
90	5	5	4	4	4	

### COEFFICIENTS OF UTILIZATION (%)

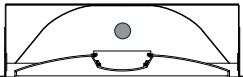
Ceiling	80				70				50			
	70	50	30	10	70	50	30	10	50	30	10	
Wall	70	50	30	10	70	50	30	10	50	30	10	
0	84	84	84	84	82	82	82	82	78	78	78	
1	77	74	71	68	75	72	70	67	69	67	65	
2	70	65	60	56	68	63	59	55	61	57	54	
3	64	57	51	47	62	56	51	46	54	49	46	
4	59	50	44	40	57	50	44	40	48	43	39	
5	54	45	39	34	53	44	38	34	43	38	34	
6	50	41	34	30	49	40	34	30	39	33	30	
7	46	37	31	26	45	36	30	26	35	30	26	
8	43	34	28	24	42	33	27	24	32	27	23	
9	40	31	25	21	39	30	25	21	30	25	21	
10	38	28	23	19	37	28	23	19	27	22	19	

Based on floor reflectance of 20

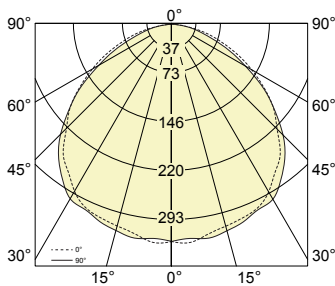
### LUMINANCE DATA (CD/M<sup>2</sup>)

Vertical Angle	Horizontal Angles		
	0	45	90
45	4503	3933	3913
55	3939	3189	3110
65	3173	2328	2156
75	2146	1310	1275
85	808	420	422

### 1 T8



### PHOTOMETRIC CURVE



Test Lamp: 1xF17T8  
 IES FILE: DAY12-S-T8-1.ies

Efficiency: 69.7%

### CANDELA DISTRIBUTION

Vertical Angle	Horizontal Angles					Zonal Lumens
	0	22.5	45	67.5	90	
0	324	324	324	324	324	
5	327	330	324	322	321	17
15	312	314	315	316	319	75
25	303	301	304	310	306	129
35	270	273	277	284	285	168
45	224	228	236	237	237	181
55	172	174	175	170	169	163
65	112	112	108	102	99	119
75	57	55	49	45	45	65
85	12	12	12	11	10	22
90	2	2	1	1	1	

### COEFFICIENTS OF UTILIZATION (%)

Ceiling	80				70				50			
	70	50	30	10	70	50	30	10	50	30	10	
Wall	70	50	30	10	70	50	30	10	50	30	10	
0	83	83	83	83	81	81	81	81	78	78	78	
1	76	73	70	68	74	71	69	66	68	66	64	
2	69	64	59	55	68	63	58	55	60	57	53	
3	63	56	51	46	62	55	50	46	53	49	45	
4	58	50	44	39	56	49	43	39	47	42	38	
5	53	45	38	34	52	44	38	34	42	37	33	
6	49	40	34	29	48	39	34	29	38	33	29	
7	46	36	30	26	44	36	30	26	35	29	26	
8	43	33	27	23	41	33	27	23	32	27	23	
9	40	30	25	21	39	30	24	21	29	24	21	
10	37	28	22	19	36	28	22	19	27	22	19	

Based on floor reflectance of 20

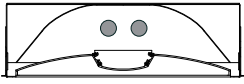
### LUMINANCE DATA (CD/M<sup>2</sup>)

Vertical Angle	Horizontal Angles		
	0	45	90
45	1479	1338	1362
55	1318	1099	1084
65	1059	787	739
75	745	442	415
85	266	144	129

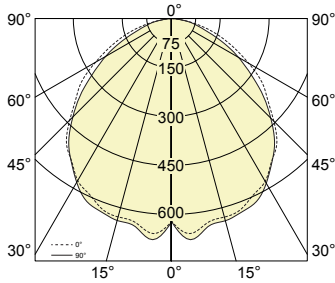
**i** All IES files are available for download at: [www.axislighting.com](http://www.axislighting.com)

## PHOTOMETRIC DATA

### 2 T8



### PHOTOMETRIC CURVE



Test Lamp: 2xF17T8  
 IES FILE: DAY12-S-T8-2.ies

Efficiency: 66.5%

### CANDELA DISTRIBUTION

Vertical Angle	Horizontal Angles					Zonal Lumens
	0	22.5	45	67.5	90	
0	616	616	616	616	616	
5	657	652	643	647	675	35
15	625	635	636	641	637	151
25	592	595	598	598	614	255
35	532	537	540	535	534	326
45	442	441	437	431	429	342
55	338	329	321	305	297	302
65	213	211	199	184	178	221
75	108	102	90	83	83	122
85	23	23	22	20	20	41
90	4	3	2	2	2	

### COEFFICIENTS OF UTILIZATION (%)

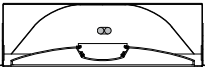
Ceiling	80				70				50			
	70	50	30	10	70	50	30	10	50	30	10	
Wall	70	50	30	10	70	50	30	10	50	30	10	
0	79	79	79	79	77	77	77	77	74	74	74	
1	73	70	67	65	71	68	66	64	65	63	62	
2	66	61	57	53	65	60	56	53	58	54	51	
3	61	54	49	44	59	53	48	44	51	47	43	
4	56	48	42	38	54	47	42	38	45	41	37	
5	51	43	37	33	50	42	37	33	41	36	32	
6	47	39	33	29	46	38	32	28	37	32	28	
7	44	35	29	25	43	35	29	25	34	29	25	
8	41	32	26	23	40	32	26	22	31	26	22	
9	38	29	24	20	37	29	24	20	28	23	20	
10	36	27	22	18	35	27	22	18	26	21	18	

Based on floor reflectance of 20

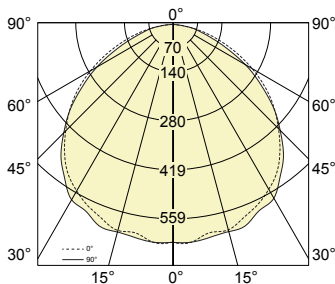
### LUMINANCE DATA (CD/M<sup>2</sup>)

Vertical Angle	Horizontal Angles		
	0	45	90
45	2924	2483	2470
55	2590	2021	1902
65	2020	1449	1327
75	1393	811	766
85	496	272	255

### I F25TT



### PHOTOMETRIC CURVE



Test Lamp: 1xF25TT  
 IES FILE: DAY12-S-F25TT-1.ies

Efficiency: 69.0%

### CANDELA DISTRIBUTION

Vertical Angle	Horizontal Angles					Zonal Lumens
	0	22.5	45	67.5	90	
0	621	621	621	621	621	
5	624	608	620	629	623	33
15	608	609	610	606	613	145
25	571	575	580	586	587	247
35	519	515	528	539	536	320
45	431	435	441	443	439	342
55	332	329	329	320	317	307
65	216	213	208	197	189	228
75	108	104	94	89	87	127
85	25	23	23	21	20	44
90	3	3	2	2	2	

### COEFFICIENTS OF UTILIZATION (%)

Ceiling	80				70				50			
	70	50	30	10	70	50	30	10	50	30	10	
Wall	70	50	30	10	70	50	30	10	50	30	10	
0	82	82	82	82	80	80	80	80	77	77	77	
1	75	72	69	67	73	71	68	66	68	66	64	
2	69	63	59	55	67	62	58	54	59	56	53	
3	63	56	50	46	61	54	49	45	52	48	44	
4	57	49	43	39	56	48	43	38	47	42	38	
5	53	44	38	33	51	43	37	33	42	37	33	
6	49	40	34	29	47	39	33	29	38	33	29	
7	45	36	30	26	44	35	30	26	34	29	25	
8	42	33	27	23	41	32	27	23	31	26	23	
9	39	30	24	21	38	30	24	21	29	24	20	
10	37	28	22	19	36	27	22	19	27	22	18	

Based on floor reflectance of 20

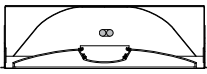
### LUMINANCE DATA (CD/M<sup>2</sup>)

Vertical Angle	Horizontal Angles		
	0	45	90
45	2849	2503	2527
55	2549	2071	2030
65	2051	1514	1407
75	1398	844	810
85	535	281	260

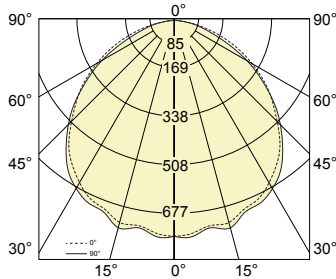
**i** All IES files are available for download at: [www.axislighting.com](http://www.axislighting.com)

### PHOTOMETRIC DATA

#### I F40TT



#### PHOTOMETRIC CURVE



Test Lamp: 1xF40TT  
 IES FILE: DAY12-S-F40TT-I.ies

Efficiency: 68.7%

#### CANDELA DISTRIBUTION

Vertical Angle	Horizontal Angles					Zonal Lumens
	0	22.5	45	67.5	90	
0	757	757	757	757	757	
5	750	758	741	750	761	40
15	736	731	747	733	755	175
25	695	698	697	710	710	297
35	625	625	642	648	651	385
45	516	525	530	536	532	413
55	395	397	393	390	386	371
65	262	258	247	235	231	275
75	130	126	116	107	106	153
85	31	28	28	26	24	52
90	4	4	3	3	3	

#### LUMINANCE DATA (CD/M<sup>2</sup>)

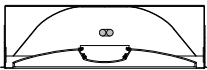
Vertical Angle	Horizontal Angles		
	0	45	90
45	3410	3010	3062
55	3035	2469	2474
65	2488	1802	1726
75	1686	1045	980
85	657	337	302

#### COEFFICIENTS OF UTILIZATION (%)

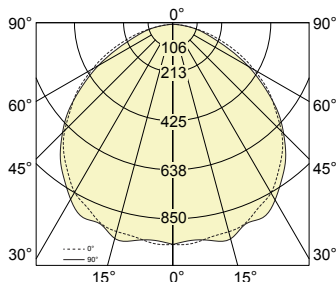
Ceiling	80				70				50			
	70	50	30	10	70	50	30	10	50	30	10	
Wall												
0	82	82	82	82	80	80	80	80	76	76	76	
1	75	72	69	67	73	70	68	65	67	65	63	
2	68	63	58	55	67	62	57	54	59	56	53	
3	62	55	50	46	61	54	49	45	52	48	44	
4	57	49	43	39	56	48	43	38	47	42	38	
5	53	44	38	33	51	43	37	33	42	37	33	
6	49	40	33	29	47	39	33	29	38	33	29	
7	45	36	30	26	44	35	30	26	34	29	25	
8	42	33	27	23	41	32	27	23	31	26	23	
9	39	30	24	21	38	30	24	20	29	24	20	
10	37	28	22	19	36	27	22	19	27	22	18	

Based on floor reflectance of 20

#### I F50TT



#### PHOTOMETRIC CURVE



Test Lamp: 1xF50TT  
 IES FILE: DAY12-S-F50TT-I.ies

Efficiency: 68.7%

#### CANDELA DISTRIBUTION

Vertical Angle	Horizontal Angles					Zonal Lumens
	0	22.5	45	67.5	90	
0	947	947	947	947	947	
5	947	954	949	940	933	51
15	924	935	930	928	957	222
25	872	887	889	901	918	378
35	788	798	815	822	817	490
45	664	666	681	679	677	524
55	506	503	501	491	491	472
65	332	331	314	300	291	350
75	164	162	145	135	139	194
85	40	36	36	32	31	67
90	6	5	4	3	3	

#### LUMINANCE DATA (CD/M<sup>2</sup>)

Vertical Angle	Horizontal Angles		
	0	45	90
45	4391	3868	3902
55	3880	3149	3145
65	3150	2289	2173
75	2124	1305	1292
85	860	435	391

#### COEFFICIENTS OF UTILIZATION (%)

Ceiling	80				70				50			
	70	50	30	10	70	50	30	10	50	30	10	
Wall												
0	82	82	82	82	80	80	80	80	76	76	76	
1	75	72	69	67	73	70	68	66	68	65	63	
2	68	63	58	55	67	62	57	54	59	56	53	
3	63	55	50	46	61	54	49	45	52	48	44	
4	57	49	43	39	56	48	43	38	46	42	38	
5	53	44	38	33	51	43	37	33	42	37	33	
6	49	40	33	29	47	39	33	29	38	32	29	
7	45	36	30	26	44	35	30	26	34	29	25	
8	42	33	27	23	41	32	27	23	31	26	23	
9	39	30	24	21	38	30	24	20	29	24	20	
10	37	28	22	19	36	27	22	19	27	22	18	

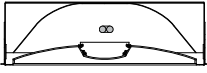
Based on floor reflectance of 20

**i** All IES files are available for download at: [www.axislighting.com](http://www.axislighting.com)

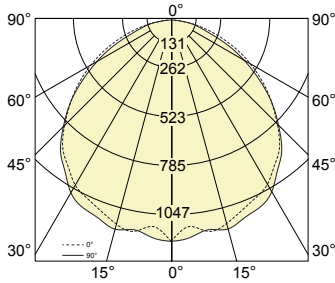


## PHOTOMETRIC DATA

### I F55TT



### PHOTOMETRIC CURVE



Test Lamp: IxF55TT  
 IES FILE: DAY I2-S-F55TT-I.ies

Efficiency: 69.4%

### CANDELA DISTRIBUTION

Vertical Angle	Horizontal Angles					Zonal Lumens
	0	22.5	45	67.5	90	
0	1177	1177	1177	1177	1177	
5	1102	1157	1156	1141	1162	62
15	1125	1118	1123	1125	1152	269
25	1050	1077	1075	1094	1104	458
35	955	965	985	993	985	593
45	804	809	824	816	814	635
55	608	613	613	597	591	572
65	402	399	385	365	358	423
75	201	194	178	165	163	237
85	46	43	44	40	35	81
90	6	6	4	4	3	

### LUMINANCE DATA (CD/M<sup>2</sup>)

Vertical Angle	Horizontal Angles		
	0	45	90
45	5318	4680	4687
55	4668	3853	3781
65	3813	2802	2669
75	2597	1597	1511
85	989	533	454

### COEFFICIENTS OF UTILIZATION (%)

Ceiling	80			70			50				
	70	50	30	10	70	50	30	10	50	30	10
Wall											
0	83	83	83	83	81	81	81	81	77	77	77
1	76	73	70	67	74	71	68	66	68	66	64
2	69	64	59	55	67	62	58	54	60	56	53
3	63	56	50	46	61	55	50	45	53	48	45
4	58	50	44	39	56	49	43	39	47	42	38
5	53	44	38	34	52	44	38	33	42	37	33
6	49	40	34	29	48	39	33	29	38	33	29
7	45	36	30	26	44	36	30	26	34	29	26
8	42	33	27	23	41	32	27	23	32	26	23
9	40	30	25	21	39	30	24	21	29	24	21
10	37	28	22	19	36	27	22	19	27	22	19

Based on floor reflectance of 20

**i** All IES files are available for download at: [www.axislighting.com](http://www.axislighting.com)