



PENDANT MOUNT

PROJECT INFORMATION

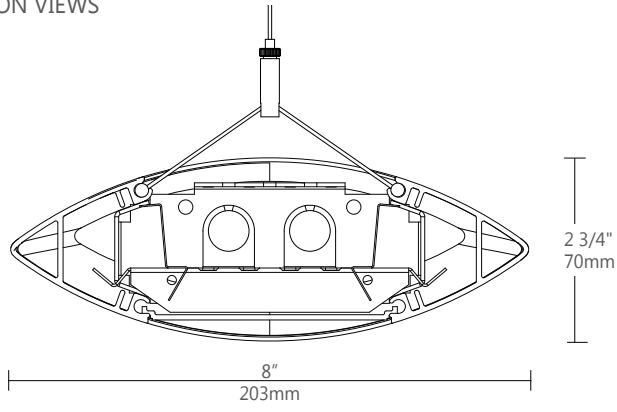
Project:

Type:

Notes:

DIMENSIONS

SECTION VIEWS



ORDERING CODE

1	2	3	4	5	6	7	8	9	10	11	12	13	14	15	16	17	18
---	---	---	---	---	---	---	---	---	----	----	----	----	----	----	----	----	----

PRODUCT SPECIFICATIONS

1 PRODUCT ID	2 OPTICS	3 LENGTH/FT	4 LAMP	5 LAMP CONFIGURATION	6 MR (OPTIONAL)
ARC pendant ARCA pendant asymmetric ⁽¹⁾	PL semi spec. para. louvers SB white solid baffles P perforated SL slotted B blank S satin lens	4 4' 8 8' 12 12' S# System Run	T5 T5 T5HO T5HO T8 T8	1 1 lamp 2 2 lamps 3 3 lamps ⁽²⁾	M16(#) MR 16 halogen M16LED(#) MR 16 LED
<small>(1) One lamp with satin lens only</small>				<small>(2) Not available for T8</small>	
					<small>Add 9" per lamp. Specify quantity Requires 120V or 277V</small>

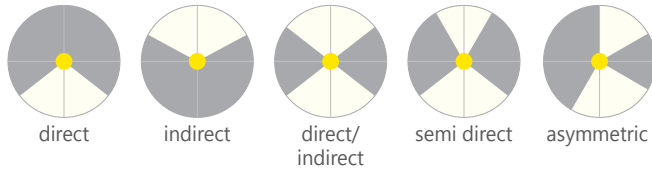
7 FINISH	8 UP LIGHT REFLECTOR	9 DOWN LIGHT REFLECTOR	10 VOLTAGE	11 BALLAST	12 CIRCUITS
AP aluminum paint W white BLK black C custom	0 no reflector ⁽³⁾ 1 1 perf. white reflector ⁽⁴⁾ 2 2 perf. white reflectors ⁽⁴⁾	0 no reflector ⁽⁵⁾ 1 1 perf. white reflector ⁽⁶⁾ 2 2 perf. white reflectors ⁽⁶⁾ BK blank ⁽⁵⁾⁽⁶⁾ FP full perf. white reflector ⁽⁶⁾ HP half perf. white reflector ⁽⁶⁾	120 120V 277 277V 347 347V ⁽⁷⁾ UNV universal	D dimming E instant start ⁽⁸⁾ ERS program start BI bi-level dimming	1 1 regular 2 2 regular 2A/B 2 alternating +E(#) emergency section ⁽⁹⁾ +NL(#) night light section ⁽⁹⁾ +GTD(#) generator transfer device ⁽⁹⁾ +M MR
<small>Only available with baffle and lower (3) Available for all optics (4) Available only with 0 reflector down See light distribution guide for further details</small>		<small>Only available with baffle and lower (5) Available for all optics (6) Available only with 0 reflector up See light distribution guide for further details</small>		<small>(7) Consult factory</small>	<small>(8) Available with T8 lamp only</small>
					<small>(9) Specify quantity</small>

13 HANGER	14 MOUNTING/SUSPENSION	15 BATTERY (OPTIONAL)	16 OTHER (OPTIONAL)	17 IC CONTROLS (OPTIONAL)	18 CUSTOM (OPTIONAL)
C aircraft cable	CA(#) drywall+cable length (36" std.) CT9(#) TB/TG 9/16+cable length (36" std.) CT15(#) TB/TG15/16+cable length (36" std.) CTS(#) ST+cable length (36" std.) SA(#) drywall+stem length >48" (18" std.)	B# battery pack 4' sections	D dust cover F fuse ⁽¹⁰⁾	DS# daylight sensor OS# occupancy sensor DOS# daylight&occupancy sensor	C custom
<small>Specify quantity See ceiling mounting guide for further details</small>		<small>Requires 120V or 277V Please consult factory</small>	<small>(10) Requires 120V or 277V Please consult factory</small>	<small>Requires 8" blank. Specify quantity See integrated controls guide for further details</small>	<small>Please specify</small>

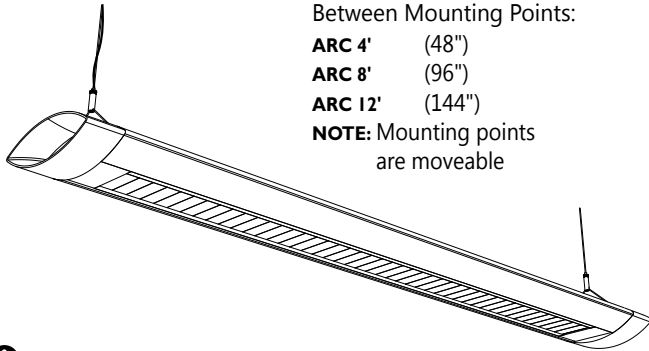


PENDANT MOUNT

● LIGHT DISTRIBUTION

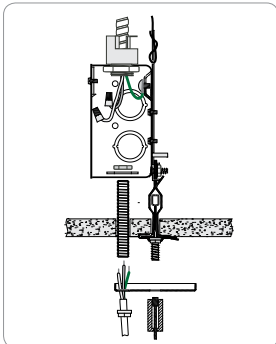


● SUSPENSION / MOUNTING SPACING

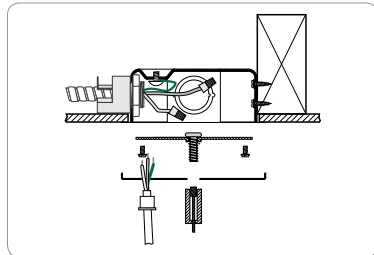


i Row configuration and mounting spacing file is available for download at: www.axislighting.com

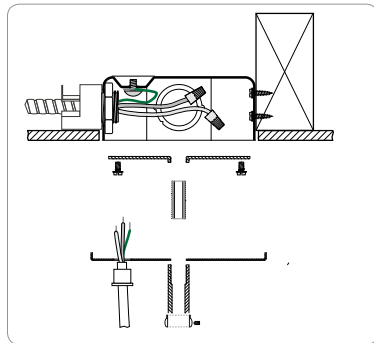
● MOUNTING OPTIONS



GT TILE CEILING - ON GRID



CA DRYWALL CEILING



SA STEM MOUNT IN DRYWALL CEILING

Mounting options are also available for slope ceiling and seismic bracing.

i Installation sheets for all mounting options are available at: www.axislighting.com

● CONSTRUCTION

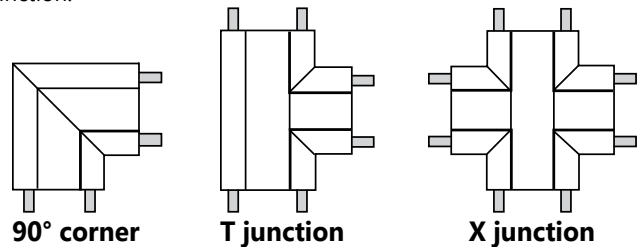
End Cap	Die cast zinc (0.100" nominal)
Side Profile	Extruded aluminum (0.060" nominal)
Louvers	Die formed semi-specular aluminum (22 gauge)
Perforation / Slotted / Blank	Cold rolled metal sheet (20 gauge) with powder painted custom color
Baffles	Die formed aluminum (22 gauge) powder painted white
Satin	PMMA 68% transmissive lens
Interior Brackets	Die formed sheet steel (12 gauge)
Hanger	Aircraft cable Ø 1/16"
Suspension	Aircraft cable or Ø 5/8" stem
Cable Grips	Quick Connecting/release

● WEIGHT

ARC 4 ft	12 lbs / 5.7 kg
ARC 8 ft	22 lbs / 10.0 kg
ARC 12 ft	34 lbs / 15.6 kg

● CORNER SPECIFICATION

In addition to individual pendants and linear runs, the ARC luminaire can be specified with 90 degree corner, T or X junction.



All systems requiring corner units must be specified as such at the time of order. Existing linear systems or luminaires cannot have corners added at a later date.

i Specifications sheets for all corner specification are available at: www.axislighting.com

● FINISH

Aluminium paint, Powder Coated and custom finishes are also available.

● ELECTRICAL

Ballast	Electronic IS, Electronic Rapid Start, Dimming (0-10V, Line, EcoSystem, DALI), BI-level dimming With preinstalled ballast disconnect as per NEC & CEC
Emergency	Emergency battery pack or emergency circuit
Voltage	120V, 277V, 347V, UNV

● APPROVALS

Certified to UL and CUL standards
 Meets NYC requirements
 Suitable for damp locations.

● OTHER MOUNTING OPTIONS

ARC is also available with surface and wall mounted options.

i Specification sheets for surface and wall mounted ARC luminaires are available for download at www.axislighting.com






PENDANT MOUNT OPTICAL OPTIONS

These luminaires were designed with field adjustable optic reflectors. The quantity of these uplight and downlight reflectors control the distribution of uplight / downlight and can be added after installation.

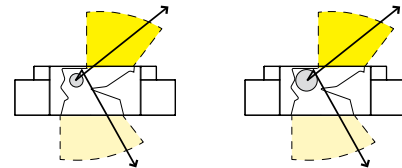
**DISTRIBUTIONS ASSUME
2 LAMPS**

i IES files and specific Light Distribution for baffles and louvers are available at: www.axislighting.com



● ASYMMETRIC SPECIFICATION

For applications where asymmetric distribution is preferred we can use this option. However, this asymmetric distribution is NOT available with louvers or baffles, only for satin lens and VL Optics™.



1 X T5/T5HO lamp

1 X T8 lamp

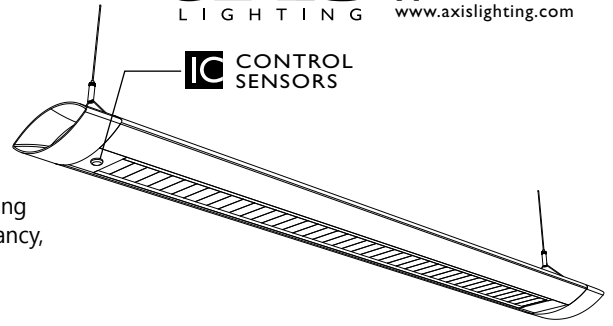




PENDANT MOUNT

● INTEGRATED CONTROL OPTIONS

ARC luminaires allow the use of integrated controls such as daylight sensors (DS), occupancy sensors (OS), individual daylight sensors and occupancy sensors (DS+OS), and combination daylight/occupancy sensors (DOS). These options can be seamlessly integrated into our luminaires. The control system could be used to optimize the lighting of the space by reducing energy consumption through daylight harvesting and occupancy, thereby improving the overall interior environment and allowing for LEED credits.

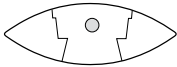


- Consult factory for other options.
- Refer to IC brochure for more information.

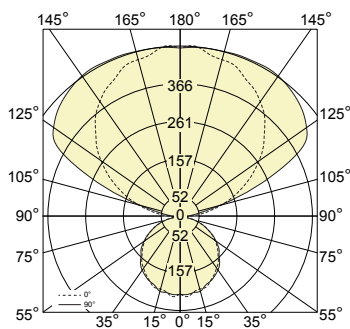
SENSORS	BRAND	Model	TYPE	CODE	COMPATIBLE DIMMING BALLAST
Daylight Sensor (DS)	Lutron	EC-DIR-WH	Daylight	LD	EcoSystem
	Wattstopper	FD-301	Daylight	WD	0-10V
	Philips	Luxsense	Daylight	PL	0-10V
Occupancy Sensor (OS)	Wattstopper	FS-205	PIR Occupancy	WP1	Programmed Rapid Start
		FS-355	PIR Occupancy	WP2	Programmed Rapid Start
		FS-155	PIR Occupancy	WP3	Programmed Rapid Start
		FS-505	Ultrasonic Occupancy	WU1	Programmed Rapid Start
		FS-505C	Ultrasonic Occupancy	WU2	Programmed Rapid Start
		FM-105	High Frequency Occupancy	WH	Programmed Rapid Start
Daylight & Occupancy Sensors (DOS)	Philips	Actilume	Daylight & PIR Occupancy	PA	DALI or 0-10V

● PHOTOMETRIC DATA

I T5



PHOTOMETRIC CURVE



Test Lamp: 1xF28T5

IES FILE: ARC-S-4-T5-1-0-0-70-30

Efficiency: 89.5%

CANDELA DISTRIBUTION

Vertical Angle	Horizontal Angles					Zonal Lumens
	0	22.5	45	67.5	90	
0	210	210	210	210	210	
5	217	212	213	214	212	10
15	203	205	207	206	209	29
25	192	190	194	191	193	44
35	170	174	171	175	177	55
45	144	148	149	152	148	58
55	115	116	118	119	119	53
65	82	84	86	85	82	42
75	48	49	50	48	48	26
85	15	15	14	13	13	8
90	3	3	3	2	2	
95	30	24	15	14	14	10
105	104	155	135	97	84	64
115	182	233	300	300	288	133
125	257	299	357	402	419	157
135	322	351	401	439	450	153
145	380	397	429	454	467	134
155	416	429	449	466	469	103
165	443	447	458	468	467	65
175	468	458	460	458	464	22
180	461	461	461	461	461	

COEFFICIENTS OF UTILIZATION (%)

Ceiling	80			70			50				
	70	50	30	10	70	50	30	10	50	30	10
Wall	91	91	91	91	82	82	82	82	64	64	64
0	91	91	91	91	82	82	82	82	64	64	64
1	83	79	76	71	74	71	68	64	55	53	51
2	75	69	63	57	67	62	57	52	48	45	41
3	69	60	54	47	61	54	49	42	42	39	34
4	63	53	46	39	56	48	42	35	37	33	29
5	57	47	40	33	51	42	36	30	33	29	24
6	53	42	35	28	47	38	32	26	30	25	21
7	48	38	31	24	43	34	28	22	27	22	18
8	45	34	27	21	40	31	25	19	24	20	16
9	42	31	24	18	37	28	22	17	22	18	14
10	39	28	22	16	35	26	20	15	20	16	12

Based on floor reflectance of 20

LUMINANCE DATA (CD/M²)

Vertical Angle	Horizontal Angles		
	0	45	90
45	1975	2038	2029
55	1950	2002	2014
65	1892	1965	1893
75	1791	1859	1797
85	1724	1512	1413

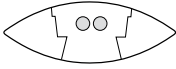
i All IES files for other lamping are available for download at: www.axislighting.com



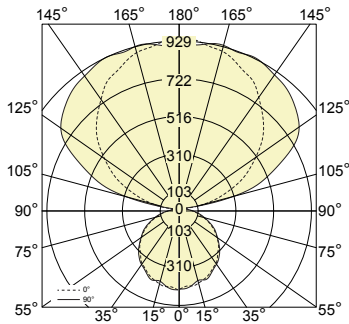
PENDANT MOUNT

PHOTOMETRIC DATA

2 T5



PHOTOMETRIC CURVE



Test Lamp: 2xF28T5
 IES FILE: ARC-S-4-T5-2-0-0-70-30

Efficiency: 88.0%

CANDELA DISTRIBUTION

Vertical Angle	Horizontal Angles					Zonal Lumens
	0	22.5	45	67.5	90	
0	448	448	448	448	448	
5	450	452	447	452	441	21
15	435	434	427	433	442	61
25	407	406	407	411	414	95
35	362	365	366	366	365	115
45	313	311	314	313	314	121
55	248	250	251	253	252	113
65	176	179	178	182	179	89
75	100	103	104	102	103	54
85	33	31	28	28	27	16
90	6	5	4	4	4	
95	61	44	24	22	23	18
105	222	268	243	195	175	120
115	378	452	483	472	464	227
125	529	593	669	684	689	287
135	666	715	780	836	864	300
145	778	804	861	887	909	267
155	865	884	907	938	947	211
165	913	925	928	944	944	132
175	936	949	946	951	952	45
180	957	957	957	957	957	

COEFFICIENTS OF UTILIZATION (%)

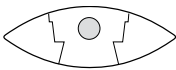
Ceiling	80			70			50				
	70	50	30	10	70	50	30	10	50	30	10
Wall	70	50	30	10	70	50	30	10	50	30	10
0	90	90	90	90	81	81	81	81	64	64	64
1	82	78	75	70	73	70	67	64	55	53	51
2	74	68	63	56	67	61	57	51	48	45	41
3	68	60	53	46	60	54	48	42	42	39	34
4	62	53	46	38	55	47	41	35	37	33	29
5	57	47	40	32	51	42	36	30	33	29	24
6	52	42	35	28	46	38	32	25	30	25	21
7	48	37	31	24	43	34	28	22	27	23	18
8	44	34	27	21	40	31	25	19	24	20	16
9	41	31	24	18	37	28	22	17	22	18	14
10	38	28	22	16	34	25	20	15	20	16	12

Based on floor reflectance of 20

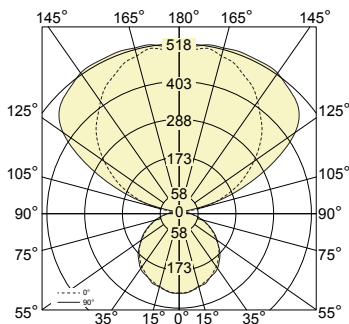
LUMINANCE DATA (CD/M²)

Vertical Angle	Horizontal Angles		
	0	45	90
45	4294	4312	4306
55	4200	4241	4266
65	4050	4096	4108
75	3762	3900	3878
85	3727	3143	3003

1 T8



PHOTOMETRIC CURVE



Test Lamp: 1xF32T8
 IES FILE: ARC-S-4-T8-1-0-0-70-30

Efficiency: 88.4%

CANDELA DISTRIBUTION

Vertical Angle	Horizontal Angles					Zonal Lumens
	0	22.5	45	67.5	90	
0	247	247	247	247	247	
5	246	248	243	244	247	12
15	236	239	237	239	234	34
25	221	221	223	223	221	51
35	200	199	202	199	205	63
45	171	170	171	171	175	66
55	135	136	137	138	138	61
65	96	98	98	98	98	48
75	56	56	56	57	57	30
85	18	17	16	15	15	9
90	4	3	3	2	2	
95	33	27	17	15	15	11
105	114	158	142	123	117	71
115	202	254	301	288	278	134
125	282	327	390	429	434	169
135	356	388	443	478	492	168
145	413	438	474	504	516	148
155	459	479	491	515	517	114
165	489	493	505	515	514	71
175	493	502	504	508	503	24
180	506	506	506	506	506	

COEFFICIENTS OF UTILIZATION (%)

Ceiling	80			70			50				
	70	50	30	10	70	50	30	10	50	30	10
Wall	70	50	30	10	70	50	30	10	50	30	10
0	91	91	91	91	81	81	81	81	64	64	64
1	82	79	75	71	74	70	68	64	55	53	51
2	75	68	63	57	67	61	57	51	48	45	41
3	68	60	54	46	61	54	48	42	42	39	34
4	62	53	46	39	55	47	42	35	37	33	29
5	57	47	40	33	51	42	36	30	33	29	24
6	52	42	35	28	47	38	32	25	30	25	21
7	48	38	31	24	43	34	28	22	27	23	18
8	45	34	27	21	40	31	25	19	24	20	16
9	41	31	24	18	37	28	22	17	22	18	14
10	39	28	22	16	34	25	20	15	20	16	12

Based on floor reflectance of 20

LUMINANCE DATA (CD/M²)

Vertical Angle	Horizontal Angles		
	0	45	90
45	2348	2352	2402
55	2277	2317	2326
65	2199	2247	2248
75	2100	2111	2141
85	2008	1792	1667

i All IES files for other lamping are available for download at: www.axislighting.com

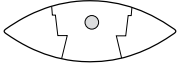




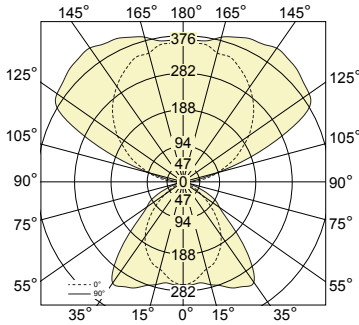
PENDANT MOUNT

PHOTOMETRIC DATA

1 T5



PHOTOMETRIC CURVE



Test Lamp: 1xF28T5
 IES FILE: ARC-PL-4-T5-1-0-0-70-30

Efficiency: 81.4%

CANDELA DISTRIBUTION

Vertical Angle	Horizontal Angles					Zonal Lumens
	0	22.5	45	67.5	90	
0	264	264	264	264	264	
5	259	256	258	262	265	12
15	231	241	252	268	273	36
25	210	218	245	275	300	58
35	171	186	227	282	317	74
45	117	137	180	196	211	66
55	64	74	90	100	116	40
65	28	32	41	55	73	22
75	9	11	15	20	26	8
85	1	2	3	4	5	2
90	1	1	2	2	2	
95	30	22	14	14	14	10
105	88	146	129	92	79	60
115	148	209	284	290	277	124
125	205	258	328	377	397	142
135	257	297	360	401	414	135
145	299	326	373	407	422	115
155	333	347	377	398	409	86
165	345	360	371	383	388	53
175	360	362	368	368	368	17
180	363	363	363	363	363	

COEFFICIENTS OF UTILIZATION (%)

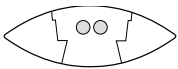
Ceiling	80			70			50				
	70	50	30	10	70	50	30	10	50	30	10
0	83	83	83	83	75	75	75	75	59	59	59
1	76	73	70	66	68	66	63	60	52	50	48
2	70	64	60	54	63	58	54	49	46	43	40
3	64	57	51	45	57	51	47	41	41	38	34
4	58	50	44	38	52	45	40	35	36	33	29
5	54	45	39	32	48	41	35	30	33	29	25
6	49	40	34	28	44	36	31	26	29	25	21
7	46	36	30	24	41	33	27	22	27	23	19
8	42	33	27	21	38	30	25	19	24	20	16
9	39	30	24	18	35	27	22	17	22	18	14
10	37	27	22	16	33	25	20	15	20	16	13

Based on floor reflectance of 20

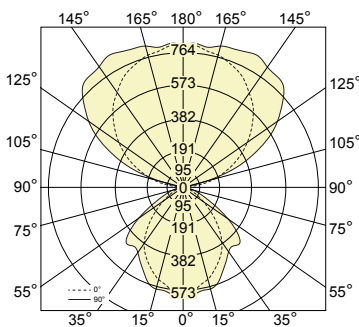
LUMINANCE DATA (CD/M²)

Vertical Angle	Horizontal Angles		
	0	45	90
45	2330	3597	4213
55	1576	2221	2856
65	928	1353	2429
75	497	837	1409
85	191	454	770

2 T5



PHOTOMETRIC CURVE



Test Lamp: 2xF28T5
 IES FILE: ARC-PL-4-T5-2-0-0-70-30

Efficiency: 80.2%

CANDELA DISTRIBUTION

Vertical Angle	Horizontal Angles					Zonal Lumens
	0	22.5	45	67.5	90	
0	596	596	596	596	596	
5	598	608	594	601	616	29
15	545	545	565	589	601	81
25	473	492	499	514	532	116
35	386	395	400	418	451	128
45	254	266	297	374	455	125
55	133	144	191	256	305	91
65	56	64	81	105	130	43
75	18	22	30	38	49	16
85	2	3	5	7	9	3
90	2	2	3	3	3	
95	61	42	23	21	21	17
105	194	251	232	188	168	113
115	323	416	460	453	445	213
125	448	537	630	648	658	266
135	564	631	718	785	809	273
145	655	697	781	820	835	239
155	732	752	802	849	848	185
165	777	789	806	822	830	114
175	809	802	796	799	820	38
180	807	807	807	807	807	

COEFFICIENTS OF UTILIZATION (%)

Ceiling	80			70			50				
	70	50	30	10	70	50	30	10	50	30	10
0	82	82	82	82	74	74	74	74	58	58	58
1	75	72	69	66	68	65	63	59	51	50	48
2	69	64	59	54	62	57	53	49	46	43	40
3	63	56	51	44	57	51	46	41	40	37	33
4	58	50	44	37	52	45	40	34	36	32	28
5	53	44	38	32	48	40	35	29	32	29	24
6	49	40	34	27	44	36	31	25	29	25	21
7	45	36	30	24	41	33	27	22	26	23	19
8	42	32	27	21	38	30	24	19	24	20	16
9	39	30	24	18	35	27	22	17	22	18	15
10	36	27	22	16	33	25	20	15	20	17	13

Based on floor reflectance of 20

LUMINANCE DATA (CD/M²)

Vertical Angle	Horizontal Angles		
	0	45	90
45	5066	5923	9072
55	3269	4694	7497
65	1872	2717	4344
75	978	1633	2667
85	394	883	1526

i All IES files for other lamping are available for download at: www.axislighting.com

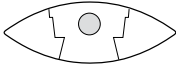




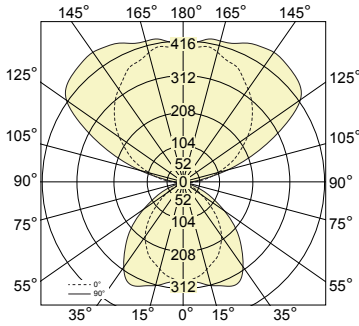
PENDANT MOUNT

PHOTOMETRIC DATA

I T8



PHOTOMETRIC CURVE



Test Lamp: 1xF32T8
 IES FILE: ARC-PL-4-T8-1-0-0-70-30

Efficiency: 80.3%

CANDELA DISTRIBUTION

Vertical Angle	Horizontal Angles					Zonal Lumens
	0	22.5	45	67.5	90	
0	296	296	296	296	296	
5	285	290	296	295	291	14
15	264	270	286	300	313	41
25	238	248	274	308	335	65
35	196	214	253	282	306	79
45	137	157	187	211	234	72
55	75	84	106	131	153	49
65	32	36	46	63	81	25
75	10	13	18	22	30	10
85	2	2	3	4	5	2
90	2	1	2	2	2	
95	31	26	17	14	15	11
105	96	149	137	119	115	68
115	165	231	288	275	269	126
125	228	288	363	414	419	156
135	287	330	397	443	457	149
145	334	367	415	449	468	128
155	375	390	418	444	454	97
165	396	407	419	430	432	59
175	401	413	403	418	415	20
180	411	411	411	411	411	

COEFFICIENTS OF UTILIZATION (%)

Ceiling	80			70			50				
	70	50	30	10	70	50	30	10	50	30	10
Wall	70	50	30	10	70	50	30	10	50	30	10
0	82	82	82	82	74	74	74	74	58	58	58
1	76	72	69	66	68	65	63	60	52	50	48
2	69	64	59	54	62	57	54	49	46	43	40
3	63	56	51	44	57	51	46	41	40	37	33
4	58	50	44	37	52	45	40	34	36	32	28
5	53	44	38	32	48	40	35	29	32	28	24
6	49	40	34	27	44	36	31	25	29	25	21
7	45	36	30	24	40	32	27	22	26	22	18
8	42	32	26	21	37	29	24	19	24	20	16
9	39	29	24	18	35	27	22	17	22	18	14
10	36	27	21	16	33	25	20	15	20	16	13

Based on floor reflectance of 20

LUMINANCE DATA (CD/M²)

Vertical Angle	Horizontal Angles		
	0	45	90
45	2720	3732	4668
55	1833	2593	3761
65	1060	1540	2700
75	553	953	1608
85	255	521	858

i All IES files for other lamping are available for download at: www.axislighting.com

