

PROJECT INFORMATION

Project:

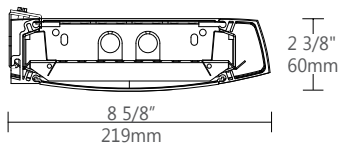
Notes:

Type:


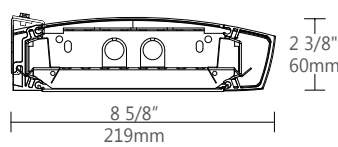
DIMENSIONS

SECTION VIEWS

CURVED



FLAT



ORDERING CODE

1	2	3	4	5	6	7	8	9	10	11	12	13	14	15	16
---	---	---	---	---	---	---	---	---	----	----	----	----	----	----	----

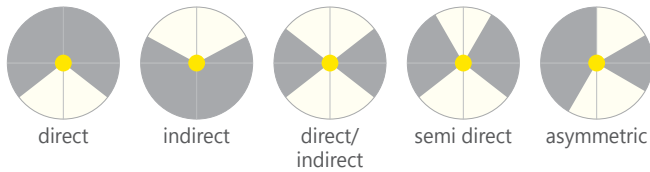
PRODUCT SPECIFICATIONS

1 PRODUCT ID	2 OPTICS	3 LENGTH/FT	4 LAMP	5 LAMP CONFIGURATION	6 MR (OPTIONAL)
101FW wall flat	PL semi spec. para. louvers	4 4'	T5 T5	1 1 lamp	M16(#) MR 16 halogen
101CW wall curved	SB white solid baffles	8 8'	T5HO T5HO	2 2 lamps	M16LED(#) MR 16 LED
101FWA wall flat asymmetric ⁽¹⁾	P perforated	12 12'	T8 T8	3 3 lamps	
101CWA wall curved asymmetric ⁽¹⁾	SL slotted	S# System Run		4 4 lamps ⁽²⁾	
	B blank				
	S satin lens				
(1) One lamp with satin lens only				(2) Not available for T8	
				Add 9" per lamp. Specify quantity Requires 120V or 277V	

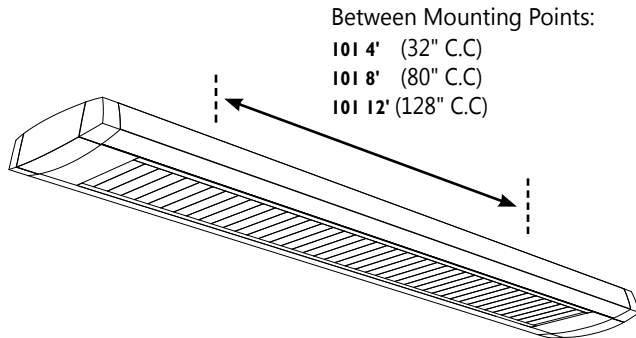
7 FINISH	8 UP LIGHT REFLECTOR	9 DOWN LIGHT REFLECTOR	10 VOLTAGE	11 BALLAST	12 CIRCUITS
AP aluminum paint	0 no reflector ⁽³⁾	0 no reflector ⁽⁵⁾	120 120V	D dimming	1 1 regular
W white	1 1 perf. white reflector ⁽⁴⁾	1 1 perf. white reflector ⁽⁶⁾	277 277V	E instant start ⁽⁸⁾	2 2 regular
BLK black	2 2 perf. white reflectors ⁽⁴⁾	2 2 perf. white reflectors ⁽⁶⁾	347 347V ⁽⁷⁾	ERS program start	2A/B 2 alternating
C custom	3 3 perf. white reflectors ⁽⁴⁾	3 3 perf. white reflectors ⁽⁶⁾	UNV universal	BI bi-level dimming	+E(#) emergency section ⁽⁹⁾
	4 4 perf. white reflectors ⁽⁴⁾	4 4 perf. white reflectors ⁽⁶⁾			+NL(#) night light section ⁽⁹⁾
		BK blank ⁽⁵⁾⁽⁶⁾			+GTD(#) generator transfer device ⁽⁹⁾
		FP full perf. white reflector ⁽⁶⁾			+M MR
		HP half perf. white reflector ⁽⁶⁾			
	Only available with baffle and louver (3) Available for all optics (4) Available only with 0 reflector down See light distribution guide for further details	Only available with baffle and louver (5) Available for all optics (6) Available only with 0 reflector up See light distribution guide for further details	(7) Consult factory	(8) Available with T8 lamp only	(9) Specify quantity

13 BATTERY (OPTIONAL)	14 OTHER (OPTIONAL)	15 IC CONTROLS (OPTIONAL)	16 CUSTOM (OPTIONAL)
B# battery pack 4' sections	D dust cover	DS# daylight sensor	C custom
	F fuse ⁽¹⁰⁾	OS# occupancy sensor	
		DOS# daylight&occupancy sensor	
Requires 120V or 277V Please consult factory	(10) Requires 120V or 277V Please consult factory	Requires 8" blank. Specify quantity See integrated controls guide for further details	Please specify

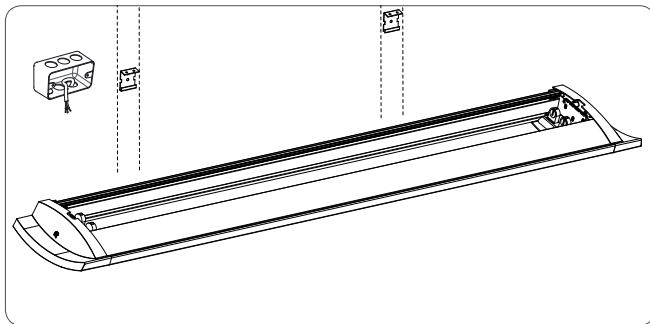
● LIGHT DISTRIBUTION



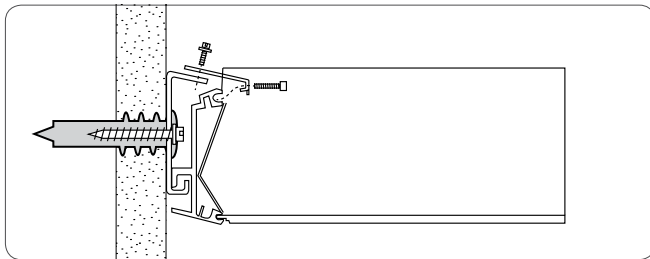
● MOUNTING SPACING



● MOUNTING DETAILS



MOUNTING BRACKETS



SIDE VIEW

i Installation sheets for all mounting options are available at: www.axislighting.com

● OTHER MOUNTING OPTIONS

101 is also available with surface and pendant options.

i Specification sheets for surface and pendant 101 luminaires are available for download at www.axislighting.com

● CONSTRUCTION

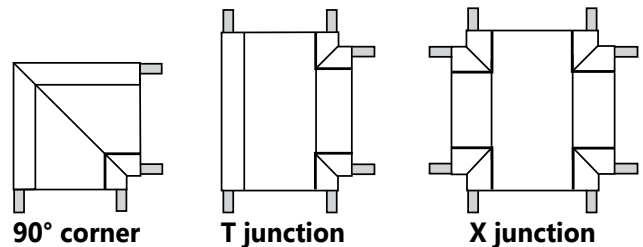
- End Cap** Die cast zinc (0.100" nominal)
- Side Profile** Extruded aluminum (0.060" nominal)
- Louvers** Die formed semi-specular aluminum (22 gauge)
- Perforation / Slotted / Blank** Cold rolled metal sheet (20 gauge) with powder painted custom color
- Baffles** Die formed aluminum (22 gauge) powder painted white
- Satin** PMMA 68% transmissive lens
- Interior Brackets** Die formed sheet steel (12 gauge)

● WEIGHT

- 101 4 ft** 13 lbs / 6.0 kg
- 101 8 ft** 21 lbs / 9.5 kg
- 101 12 ft** 32 lbs / 14.3 kg

● CORNER SPECIFICATION

In addition to individual pendants and linear runs, the 101 luminaire can be specified with 90 degree corner, T or X junctions.



All systems requiring corner units must be specified as such at the time of order. Existing linear systems or luminaires cannot have corners added at a later date.

i Specifications sheets for all corner specification are available at: www.axislighting.com


● FINISH

Aluminum paint, Powder Coated and custom finishes are also available.

● ELECTRICAL

- Ballast** Electronic IS, Electronic Rapid Start, Dimming (0-10V, Line, EcoSystem, DALI), BI-level dimming
With preinstalled ballast disconnect as per NEC & CEC
- Emergency** Emergency battery pack or emergency circuit
- Voltage** 120V, 277V, 347V, UNV

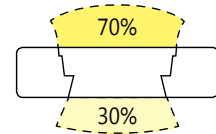
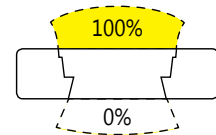
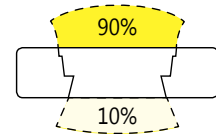
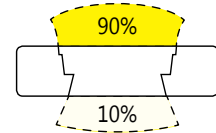

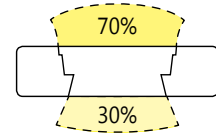
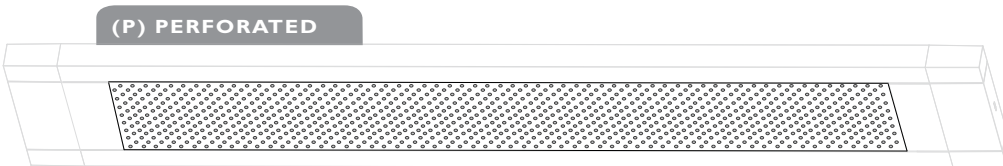
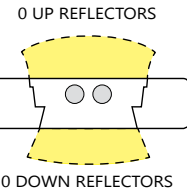
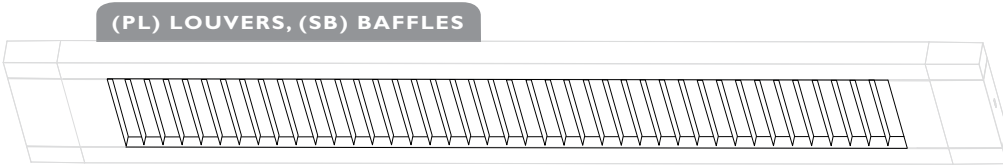
● APPROVALS

Certified to UL and CUL standards 
 Meets NYC requirements
 Suitable for damp locations.

These luminaires were designed with field adjustable optic reflectors. The quantity of these uplight and downlight reflectors control the distribution of uplight / downlight and can be added after installation.

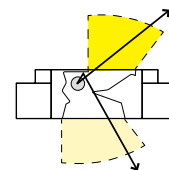
i IES files and specific Light Distribution for baffles and louvers are available at: www.axislighting.com

**DISTRIBUTIONS ASSUME
2 LAMPS**

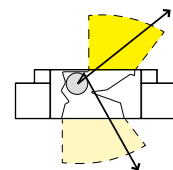


● ASYMMETRIC SPECIFICATION

For applications where asymmetric distribution is preferred we can use this option. However, this asymmetric distribution is NOT available with louvers or baffles, only for satin lens.



1 X T5/T5HO lamp




1 X T8 lamp

● INTEGRATED CONTROL OPTIONS

101 luminaires allow the use of integrated controls such as daylight sensors (DS), occupancy sensors (OS), individual daylight sensors and occupancy sensors (DS+OS), and combination daylight/occupancy sensors (DOS). These options can be seamlessly integrated into our luminaires. The control system could be used to optimize the lighting of the space by reducing energy consumption through daylight harvesting and occupancy, thereby improving the overall interior environment and allowing for LEED credits.

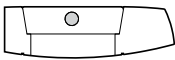
- Consult factory for other options.
- Refer to IC brochure for more information.



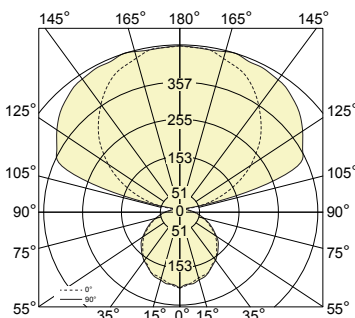
SENSORS	BRAND	Model	TYPE	CODE	COMPATIBLE DIMMING BALLAST
Daylight Sensor (DS)	Lutron	EC-DIR-WH	Daylight	LD	EcoSystem
	Wattstopper	FD-301	Daylight	WD	0-10V
	Philips	Luxsense	Daylight	PL	0-10V
Occupancy Sensor (OS)	Wattstopper	FS-205	PIR Occupancy	WP1	Programmed Rapid Start
		FS-355	PIR Occupancy	WP2	Programmed Rapid Start
		FS-155	PIR Occupancy	WP3	Programmed Rapid Start
		FS-505	Ultrasonic Occupancy	WU1	Programmed Rapid Start
		FS-505C	Ultrasonic Occupancy	WU2	Programmed Rapid Start
		FM-105	High Frequency Occupancy	WH	Programmed Rapid Start
Daylight & Occupancy Sensors (DOS)	Philips	Actilume	Daylight & PIR Occupancy	PA	DALI or 0-10V

● PHOTOMETRIC DATA

I T5



PHOTOMETRIC CURVE



Test Lamp: 1x F28T5

IES FILE: 101-S-4-T5-1-0-0-70-30

Efficiency: 92.7%

CANDELA DISTRIBUTION

Vertical Angle	Horizontal Angles					Zonal Lumens
	0	22.5	45	67.5	90	
0	219	219	219	219	219	
5	213	211	210	208	210	10
15	199	202	204	205	204	29
25	192	189	192	192	192	44
35	173	171	172	174	173	54
45	145	147	147	150	151	57
55	117	117	119	121	121	53
65	83	85	86	86	86	43
75	49	50	51	51	52	27
85	16	16	15	15	16	8
90	4	3	3	3	3	
95	32	44	23	18	18	15
105	102	158	235	233	221	104
115	181	228	300	353	376	144
125	254	290	350	396	413	154
135	319	344	389	426	439	149
145	373	388	418	439	451	130
155	416	422	438	452	451	101
165	437	441	450	455	452	64
175	449	446	449	457	450	22
180	452	452	452	452	452	

COEFFICIENTS OF UTILIZATION (%)

Ceiling	80			70			50				
	70	50	30	10	70	50	30	10	50	30	10
Wall	70	50	30	10	70	50	30	10	50	30	10
0	94	94	94	94	84	84	84	84	65	65	65
1	86	82	78	74	76	73	70	66	57	55	52
2	78	71	66	59	69	64	59	53	50	46	42
3	71	62	56	48	63	56	50	44	44	40	35
4	65	55	48	40	57	49	43	36	39	34	29
5	59	49	41	34	53	44	37	31	34	30	25
6	54	43	36	29	48	39	33	26	31	26	21
7	50	39	32	25	45	35	29	23	28	23	18
8	46	35	28	22	41	32	26	20	25	21	16
9	43	32	25	19	38	29	23	17	23	18	14
10	40	29	23	17	36	26	21	15	21	17	13

Based on floor reflectance of 20

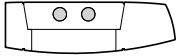
LUMINANCE DATA (CD/M²)

Vertical Angle	Horizontal Angles		
	0	45	90
45	1205	1217	1251
55	1202	1213	1234
65	1158	1197	1201
75	1113	1163	1181
85	1072	1026	1054

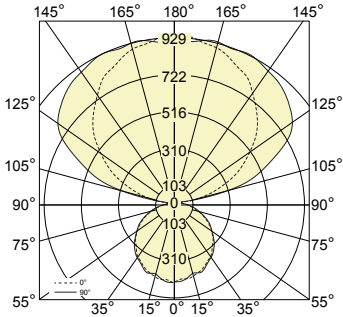
i All IES files for other lamping are available for download at: www.axislighting.com

● PHOTOMETRIC DATA

2 T5



PHOTOMETRIC CURVE



Test Lamp: 2x**F28T5**
 IES FILE: 101-S-4-T5-2-0-0-70-30

Efficiency: **91.6%**

CANDELA DISTRIBUTION

Vertical Angle	Horizontal Angles					Zonal Lumens
	0	22.5	45	67.5	90	
0	442	442	442	442	442	
5	428	434	424	435	439	21
15	419	417	419	416	407	59
25	390	392	396	390	398	91
35	353	349	354	360	360	112
45	299	300	307	305	308	118
55	240	239	245	245	244	109
65	170	174	175	177	177	87
75	98	103	103	104	105	54
85	32	32	29	29	32	17
90	8	6	6	5	6	
95	64	83	57	40	35	31
105	210	303	362	384	387	178
115	373	456	572	613	621	266
125	516	587	689	770	798	303
135	648	701	778	841	864	298
145	751	789	842	886	899	263
155	830	859	888	915	924	205
165	893	900	914	916	926	129
175	929	928	925	917	901	44
180	925	925	925	925	925	

COEFFICIENTS OF UTILIZATION (%)

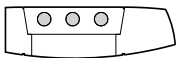
Ceiling	80			70			50				
	70	50	30	10	70	50	30	10	50	30	10
Wall	70	50	30	10	70	50	30	10	50	30	10
0	93	93	93	84	84	84	84	65	65	65	48
1	81	77	73	76	72	70	66	57	55	52	42
2	70	65	58	69	63	59	53	49	46	42	37
3	62	55	48	62	55	50	43	43	39	35	32
4	54	47	40	57	49	43	36	38	34	29	29
5	48	41	33	52	43	37	31	34	30	25	26
6	43	36	29	48	39	32	26	31	26	21	23
7	39	32	25	44	35	29	22	28	23	18	21
8	35	28	21	41	31	25	20	25	20	16	19
9	32	25	19	38	29	23	17	23	18	14	17
10	29	22	17	35	26	20	15	21	17	13	16

Based on floor reflectance of 20

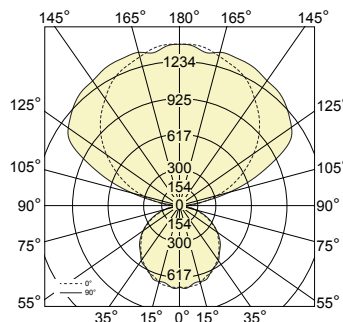
LUMINANCE DATA (CD/M²)

Vertical Angle	Horizontal Angles		
	0	45	90
45	2486	2551	2557
55	2459	2503	2493
65	2364	2426	2454
75	2226	2343	2388
85	2154	1982	2131

3 T5



PHOTOMETRIC CURVE



Test Lamp: 3x**F28T5**
 IES FILE: 101-S-4-T5-3-0-0-70-30

Efficiency: **91.0%**

CANDELA DISTRIBUTION

Vertical Angle	Horizontal Angles					Zonal Lumens
	0	22.5	45	67.5	90	
0	694	694	694	694	694	
5	698	703	708	690	706	33
15	683	668	671	680	669	96
25	633	623	630	634	628	146
35	564	563	573	571	579	179
45	479	486	490	491	492	189
55	394	387	393	399	397	177
65	276	277	284	289	288	140
75	156	166	169	169	168	88
85	54	52	48	49	47	27
90	13	8	8	7	7	
95	102	97	59	43	38	37
105	322	445	470	436	421	228
115	554	668	840	884	874	386
125	772	863	1013	1122	1171	446
135	968	1022	1137	1230	1268	437
145	1121	1158	1237	1303	1309	386
155	1254	1248	1299	1339	1355	301
165	1325	1330	1339	1347	1363	190
175	1388	1360	1371	1374	1375	66
180	1385	1385	1385	1385	1385	

COEFFICIENTS OF UTILIZATION (%)

Ceiling	80			70			50				
	70	50	30	10	70	50	30	10	50	30	10
Wall	70	50	30	10	70	50	30	10	50	30	10
0	93	93	93	93	84	84	84	84	66	66	66
1	85	81	77	73	76	73	70	66	57	55	53
2	77	70	65	58	69	63	59	53	50	47	43
3	70	62	55	48	63	55	50	43	44	40	35
4	64	54	47	40	57	49	43	36	39	34	29
5	58	48	41	33	52	43	37	31	34	30	25
6	54	43	36	28	48	39	33	26	31	26	21
7	50	39	31	25	44	35	29	23	28	23	19
8	46	35	28	21	41	32	25	20	25	21	16
9	43	32	25	19	38	29	23	17	23	19	14
10	40	29	22	17	35	26	21	15	21	17	13

Based on floor reflectance of 20

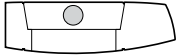
LUMINANCE DATA (CD/M²)

Vertical Angle	Horizontal Angles		
	0	45	90
45	3976	4067	4089
55	4035	4024	4063
65	3828	3944	3998
75	3537	3837	3803
85	3618	3257	3187

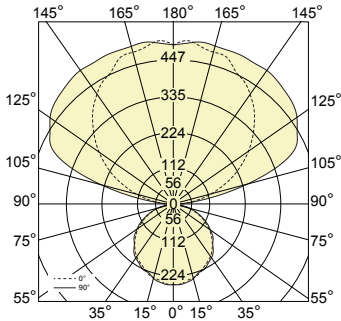
i All IES files for other lamping are available for download at: www.axislighting.com

● PHOTOMETRIC DATA

1 T8



PHOTOMETRIC CURVE



Test Lamp: 1x F32T8
 IES FILE: 101-S-4-T8-1-0-0-70-30

Efficiency: 92.0%

CANDELA DISTRIBUTION

Vertical Angle	Horizontal Angles					Zonal Lumens
	0	22.5	45	67.5	90	
0	245	245	245	245	245	
5	244	237	241	241	246	12
15	232	229	234	233	235	33
25	215	216	217	215	220	50
35	196	195	196	198	201	62
45	168	168	167	169	169	65
55	134	134	135	137	138	61
65	94	95	99	99	99	48
75	54	57	58	58	58	30
85	18	17	18	17	17	9
90	5	4	3	3	3	
95	36	49	34	27	23	19
105	114	176	234	230	224	107
115	199	250	330	389	411	158
125	278	319	387	440	460	170
135	349	376	427	470	485	164
145	409	429	457	486	499	144
155	448	462	481	493	500	111
165	481	488	495	495	500	70
175	502	489	500	489	495	24
180	487	487	487	487	487	

COEFFICIENTS OF UTILIZATION (%)

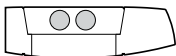
Ceiling	80			70			50				
	70	50	30	10	70	50	30	10	50	30	10
Wall	70	50	30	10	70	50	30	10	50	30	10
0	94	94	94	94	84	84	84	84	65	65	65
1	85	81	78	73	76	73	70	66	57	55	52
2	77	71	65	59	69	63	59	53	50	46	42
3	70	62	55	48	63	56	50	44	43	40	35
4	64	55	48	40	57	49	43	36	38	34	29
5	59	48	41	34	52	44	37	31	34	30	25
6	54	43	36	29	48	39	33	26	31	26	21
7	50	39	32	25	44	35	29	23	28	23	18
8	46	35	28	21	41	32	26	20	25	21	16
9	43	32	25	19	38	29	23	17	23	18	14
10	40	29	23	17	36	26	21	15	21	17	13

Based on floor reflectance of 20

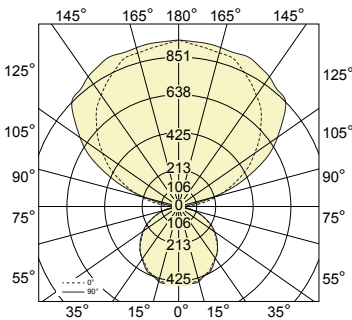
LUMINANCE DATA (CD/M²)

Vertical Angle	Horizontal Angles		
	0	45	90
45	1391	1390	1406
55	1368	1382	1415
65	1305	1372	1376
75	1225	1306	1324
85	1202	1186	1155

2 T8



PHOTOMETRIC CURVE



Test Lamp: 2x F32T8
 IES FILE: 101-S-4-T8-2-0-0-70-30

Efficiency: 90.4%

CANDELA DISTRIBUTION

Vertical Angle	Horizontal Angles					Zonal Lumens
	0	22.5	45	67.5	90	
0	503	503	503	503	503	
5	500	499	510	505	537	24
15	488	500	488	494	497	70
25	460	459	458	462	460	107
35	408	410	414	420	413	130
45	352	355	354	360	358	138
55	280	280	287	289	289	128
65	197	204	204	206	208	102
75	113	120	122	121	124	64
85	38	36	36	36	34	20
90	10	7	6	6	5	
95	74	80	64	54	49	35
105	234	322	357	349	343	174
115	408	498	595	632	644	280
125	572	640	754	834	847	330
135	709	763	857	919	944	326
145	828	865	920	971	995	288
155	914	937	971	992	1005	223
165	983	981	1006	1008	1022	142
175	1010	1004	1012	1013	1015	48
180	1024	1024	1024	1024	1024	

COEFFICIENTS OF UTILIZATION (%)

Ceiling	80			70			50				
	70	50	30	10	70	50	30	10	50	30	10
Wall	70	50	30	10	70	50	30	10	50	30	10
0	93	93	93	93	83	83	83	83	65	65	65
1	84	80	77	72	75	72	69	65	57	55	52
2	77	70	64	58	68	63	58	53	49	46	42
3	70	61	55	47	62	55	50	43	43	40	35
4	64	54	47	39	57	49	43	36	38	34	29
5	58	48	41	33	52	43	37	30	34	30	25
6	53	43	36	28	48	39	32	26	31	26	21
7	49	38	31	24	44	35	29	22	28	23	18
8	46	35	28	21	41	31	25	20	25	21	16
9	42	31	25	19	38	28	23	17	23	18	14
10	39	29	22	16	35	26	20	15	21	17	13

Based on floor reflectance of 20

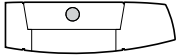
LUMINANCE DATA (CD/M²)

Vertical Angle	Horizontal Angles		
	0	45	90
45	2919	2941	2977
55	2864	2940	2959
65	2742	2836	2889
75	2554	2765	2805
85	2546	2426	2277

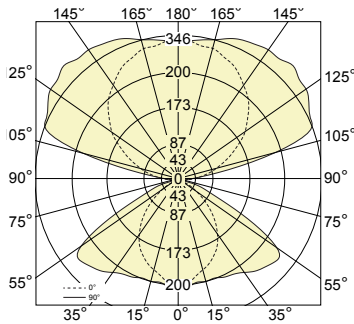
i All IES files for other lamping are available for download at: www.axislighting.com

● PHOTOMETRIC DATA

1 T5



PHOTOMETRIC CURVE



Test Lamp: 1x F28T5
 IES FILE: 101-PL-4-T5-1-0-0-70-30

Efficiency: 84.3%

CANDELA DISTRIBUTION

Vertical Angle	Horizontal Angles					Zonal Lumens
	0	22.5	45	67.5	90	
0	248	248	248	248	248	
5	249	247	241	249	257	12
15	223	229	239	245	251	34
25	200	209	223	245	257	52
35	164	179	205	238	270	66
45	116	135	180	239	294	73
55	67	82	130	217	293	68
65	31	38	57	88	118	32
75	10	13	19	27	49	12
85	1	2	3	5	9	2
90	2	1	2	2	2	
95	32	41	21	17	16	14
105	83	146	223	223	212	98
115	135	195	274	329	350	129
125	193	237	308	354	376	133
135	239	275	326	368	389	124
145	275	298	341	367	381	105
155	307	317	344	361	371	79
165	327	327	342	353	350	48
175	335	329	341	330	337	16
180	340	340	340	340	340	

COEFFICIENTS OF UTILIZATION (%)

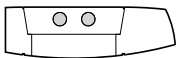
Ceiling	80			70			50				
	70	50	30	10	70	50	30	10	50	30	10
Wall	70	50	30	10	70	50	30	10	50	30	10
0	87	87	87	87	78	78	78	78	62	62	62
1	79	76	73	69	71	68	66	62	55	53	50
2	72	66	62	56	65	60	56	51	48	45	41
3	66	58	53	46	59	53	48	42	42	39	35
4	60	52	45	38	54	47	41	35	37	34	29
5	55	46	39	32	50	41	36	30	33	29	25
6	51	41	34	28	45	37	31	26	30	26	21
7	47	37	30	24	42	33	28	22	27	23	18
8	43	33	27	21	39	30	25	19	24	20	16
9	40	30	24	18	36	27	22	17	22	18	14
10	37	27	22	16	34	25	20	15	20	16	13

Based on floor reflectance of 20

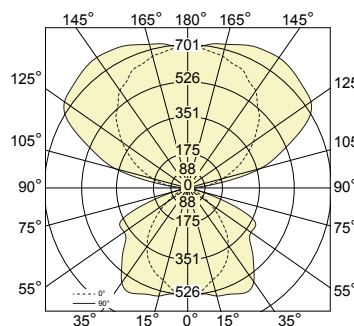
LUMINANCE DATA (CD/M²)

Vertical Angle	Horizontal Angles		
	0	45	90
45	1217	1885	3086
55	862	1686	3786
65	543	992	2078
75	286	531	1403
85	121	268	768

2 T5



PHOTOMETRIC CURVE



Test Lamp: 2x F28T5
 IES FILE: 101-PL-4-T5-2-0-0-70-30

Efficiency: 83.3%

CANDELA DISTRIBUTION

Vertical Angle	Horizontal Angles					Zonal Lumens
	0	22.5	45	67.5	90	
0	528	528	528	528	528	
5	526	527	526	522	528	25
15	470	485	510	521	552	72
25	426	437	477	541	576	113
35	350	377	446	514	569	141
45	242	278	361	403	454	135
55	135	158	215	295	382	104
65	60	73	105	204	353	73
75	20	25	37	54	90	23
85	3	4	6	10	15	4
90	3	3	3	4	5	
95	63	79	54	38	32	30
105	176	283	340	363	367	166
115	287	393	537	580	581	241
125	396	498	614	708	745	268
135	501	572	672	744	770	254
145	587	627	710	770	789	220
155	645	668	722	757	774	165
165	675	690	717	735	737	101
175	698	675	697	716	704	33
180	693	693	693	693	693	

COEFFICIENTS OF UTILIZATION (%)

Ceiling	80			70			50				
	70	50	30	10	70	50	30	10	50	30	10
Wall	70	50	30	10	70	50	30	10	50	30	10
0	86	86	86	86	77	77	77	77	61	61	61
1	78	75	72	68	70	68	65	62	54	52	50
2	72	66	61	55	64	59	55	50	47	45	41
3	65	58	52	46	59	52	47	42	42	38	34
4	60	51	45	38	54	46	41	35	37	33	29
5	55	46	39	32	49	41	36	30	33	29	25
6	50	41	34	28	45	37	31	26	30	26	21
7	46	37	30	24	42	33	28	22	27	23	19
8	43	33	27	21	39	30	25	19	24	20	16
9	40	30	24	18	36	27	22	17	22	18	14
10	37	28	22	16	34	25	20	15	21	17	13

Based on floor reflectance of 20

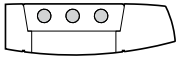
LUMINANCE DATA (CD/M²)

Vertical Angle	Horizontal Angles		
	0	45	90
45	2538	3789	4764
55	1747	2779	4935
65	1060	1844	6197
75	581	1069	2579
85	237	502	1281

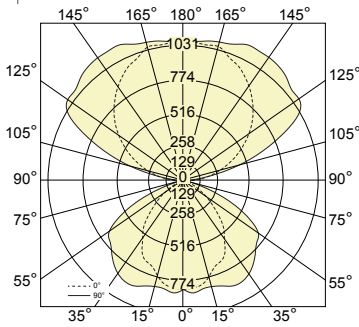
i All IES files for other lamping are available for download at: www.axislighting.com

● PHOTOMETRIC DATA

3 T5



PHOTOMETRIC CURVE



Test Lamp: 3xT5

IES FILE: 101-PL-4-T5-3-0-0-70-30

Efficiency: 83.2%

CANDELA DISTRIBUTION

Vertical Angle	Horizontal Angles					Zonal Lumens
	0	22.5	45	67.5	90	
0	837	837	837	837	837	
5	829	846	834	842	867	40
15	763	766	791	830	844	113
25	683	692	753	841	895	178
35	549	607	698	814	878	223
45	390	447	571	673	784	221
55	220	255	362	522	705	180
65	99	117	164	281	427	102
75	31	40	56	76	119	33
85	5	6	9	14	24	6
90	5	3	4	5	6	
95	98	90	55	38	32	34
105	271	413	452	421	402	215
115	442	591	782	844	835	355
125	608	731	905	1027	1092	394
135	759	846	996	1093	1125	376
145	884	943	1060	1126	1159	326
155	986	1014	1085	1128	1160	249
165	1071	1050	1079	1085	1108	153
175	1076	1053	1076	1079	1082	51
180	1101	1101	1101	1101	1101	

COEFFICIENTS OF UTILIZATION (%)

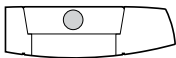
Ceiling	80			70			50				
	70	50	30	10	70	50	30	10	50	30	10
Wall	70	50	30	10	70	50	30	10	50	30	10
0	86	86	86	86	78	78	78	78	62	62	62
1	79	75	72	68	71	68	66	62	55	53	51
2	72	66	61	55	65	60	56	51	48	45	42
3	66	58	52	46	59	53	48	42	43	39	35
4	60	51	45	38	54	47	41	35	38	34	30
5	55	46	39	33	49	42	36	30	34	30	25
6	51	41	34	28	46	37	32	26	30	26	22
7	47	37	30	24	42	34	28	22	27	23	19
8	43	33	27	21	39	30	25	20	25	21	17
9	40	30	24	19	36	28	22	17	23	19	15
10	37	28	22	16	34	25	20	15	21	17	13

Based on floor reflectance of 20

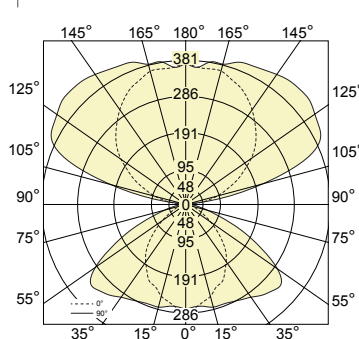
LUMINANCE DATA (CD/M²)

Vertical Angle	Horizontal Angles		
	0	45	90
45	4086	5993	8222
55	2838	4686	9120
65	1735	2870	7489
75	886	1601	3404
85	409	807	2058

1 T8



PHOTOMETRIC CURVE



Test Lamp: 1xT8

IES FILE: 101-PL-4-T8-1-0-0-70-30

Efficiency: 83.6%

CANDELA DISTRIBUTION

Vertical Angle	Horizontal Angles					Zonal Lumens
	0	22.5	45	67.5	90	
0	279	279	279	279	279	
5	276	272	271	277	273	13
15	253	254	257	269	283	37
25	227	234	246	269	286	58
35	186	200	231	268	302	74
45	135	154	204	266	325	83
55	76	93	145	225	294	73
65	35	43	65	105	158	38
75	11	14	21	29	52	13
85	2	2	4	6	10	2
90	2	2	2	2	2	
95	36	46	33	24	22	18
105	90	160	225	223	217	101
115	149	211	307	367	391	144
125	211	260	338	400	417	147
135	263	300	357	409	429	137
145	305	333	375	405	419	116
155	341	355	376	399	406	87
165	365	369	380	388	384	54
175	364	374	373	389	364	18
180	374	374	374	374	374	

COEFFICIENTS OF UTILIZATION (%)

Ceiling	80			70			50				
	70	50	30	10	70	50	30	10	50	30	10
Wall	70	50	30	10	70	50	30	10	50	30	10
0	86	86	86	86	77	77	77	77	61	61	61
1	79	75	72	68	71	68	65	62	54	52	50
2	72	66	61	55	64	59	55	50	48	45	41
3	65	58	52	45	59	52	47	42	42	38	34
4	60	51	45	38	54	46	41	35	37	33	29
5	55	45	39	32	49	41	35	30	33	29	25
6	50	41	34	27	45	37	31	25	30	25	21
7	46	36	30	24	42	33	27	22	27	23	18
8	43	33	27	21	39	30	24	19	24	20	16
9	40	30	24	18	36	27	22	17	22	18	14
10	37	27	21	16	33	25	20	15	20	16	13

Based on floor reflectance of 20

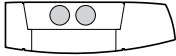
LUMINANCE DATA (CD/M²)

Vertical Angle	Horizontal Angles		
	0	45	90
45	1412	2143	3409
55	984	1869	3795
65	612	1133	2767
75	325	614	1501
85	128	300	865

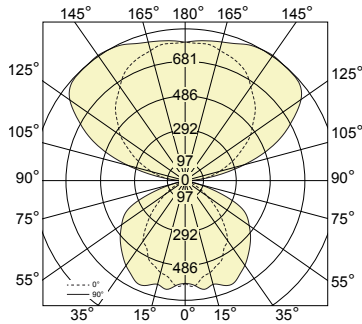
i All IES files for other lamping are available for download at: www.axislighting.com

● PHOTOMETRIC DATA

2 T8



PHOTOMETRIC CURVE



Test Lamp: 2xF32T8
 IES FILE: 101-PL-4-T8-2-0-0-70-30

Efficiency: 82.4%

CANDELA DISTRIBUTION

Vertical Angle	Horizontal Angles					Zonal Lumens
	0	22.5	45	67.5	90	
0	585	585	585	585	585	
5	603	589	591	606	599	29
15	543	542	572	608	612	82
25	495	510	550	604	647	129
35	420	434	491	539	591	155
45	288	326	394	451	522	153
55	155	183	254	351	446	122
65	69	85	120	217	344	78
75	23	29	43	61	109	26
85	3	5	7	11	18	5
90	5	3	3	4	4	
95	70	76	63	51	48	34
105	195	299	345	333	334	164
115	320	442	564	604	612	258
125	454	542	691	782	807	297
135	565	633	747	833	867	284
145	654	704	778	845	876	243
155	736	761	801	840	859	185
165	772	778	807	822	823	114
175	791	801	793	808	805	38
180	794	794	794	794	794	

COEFFICIENTS OF UTILIZATION (%)

Ceiling	80			70			50				
	70	50	30	10	70	50	30	10	50	30	10
Wall	70	50	30	10	70	50	30	10	50	30	10
0	85	85	85	85	77	77	77	77	61	61	61
1	78	74	71	67	70	67	65	61	54	52	50
2	71	65	60	55	64	59	55	50	47	44	41
3	65	57	52	45	58	52	47	41	42	38	34
4	59	51	45	38	53	46	41	35	37	33	29
5	54	45	39	32	49	41	35	30	33	29	25
6	50	40	34	28	45	37	31	25	30	26	21
7	46	36	30	24	41	33	28	22	27	23	19
8	43	33	27	21	38	30	25	19	24	20	16
9	40	30	24	18	36	27	22	17	22	18	14
10	37	27	22	16	33	25	20	15	20	17	13

Based on floor reflectance of 20

LUMINANCE DATA (CD/M²)

Vertical Angle	Horizontal Angles		
	0	45	90
45	3020	4137	5479
55	2006	3283	5766
65	1209	2109	6044
75	673	1223	3127
85	282	596	1519

i All IES files for other lamping are available for download at: www.axislighting.com