



3G-RRU24

24" RECESSED RUBO



Featuring a fabricated, white sandblasted acrylic diffuser
 Proprietary LED source fully saturates the hand fabricated acrylic
 Multiple drop lens options in 1" increments (Flush through 5" drop)
 Drop lenses feature evenly illuminated sides with distinctive lines
 Suitable for drywall, wood, and various grid ceiling applications
 1% dimming standard with several driver options

ORDERING INFORMATION

PROJECT:	<input type="text"/>	TYPE:	<input type="text"/>
CATALOG #:	<input type="text"/>	DATE:	<input type="text"/>

CAT. NO	LED SYSTEM	COLOR TEMP	VOLTAGE	DRIVER	FLANGE TYPE	LENS OPTIONS	OPTIONS
3G-RRU24	L2 - STANDARD OUTPUT	27K - 2700K	UNV - 120V-277V	DIM - 0-10V (STANDARD 100-1%) DHL2 - LUTRON (ECO SYSTEM "H" 100-1%) DALI - DALI (100-1%) D01 - 0-10V (100-0.1%) DMX - DMX (100-0%)	GC1 - 9/16 LAYIN GC1S - 9/16 TEGULAR GC2 - 15/16 LAYIN GC2S - 15/16 TEGULAR GC3 - 9/16 SLOT TEE TEGULAR WT - WHITE TRIM (DRYWALL)	FL - FLUSH DD1 - 1" DROP DD2 - 2" DROP DD3 - 3" DROP DD4 - 4" DROP DD5 - 5" DROP	EM - INTEGRAL EMERGENCY BATTERY
	L4 - HIGH OUTPUT	30K - 3000K 35K - 3500K 40K - 4000K	120 - 120V 347 - 347V (0-10V ONLY)				
Consult 3G for custom outputs							

PERFORMANCE CHART

LENS OPTIONS	LED SYSTEM	SYSTEM WATTS	DELIVERED LUMENS	EFFICACY (LM/W)
FLUSH	L2 - STANDARD OUTPUT	29	2742	95
	L4 - HIGH OUTPUT	46	4426	96
1" DROP	L2 - STANDARD OUTPUT	29	2810	97
	L4 - HIGH OUTPUT	46	4538	99
2" DROP	L2 - STANDARD OUTPUT	29	2896	100
	L4 - HIGH OUTPUT	46	4673	102
3" DROP	L2 - STANDARD OUTPUT	29	2859	99
	L4 - HIGH OUTPUT	46	4614	100
4" DROP	L2 - STANDARD OUTPUT	29	2915	101
	L4 - HIGH OUTPUT	46	4702	102
5" DROP	L2 - STANDARD OUTPUT	29	2974	103
	L4 - HIGH OUTPUT	46	4797	104

EDITION 01/19





3G-RRU24

LIGHTING 24" RECESSED RUBO

TECHNICAL

HOUSING

- White, fabricated sandblasted acrylic diffuser with distinctive lines
- Multiple drop lens options in 1" increments (Flush through 5" drop)
- Housing constructed in 20 gauge cold rolled steel
- Standard matte white powder coated finish
- Reflector fabricated in steel with high reflectance white powder coated finish

ELECTRICAL

- Standard 0-10V, 100-1% dimming and 0.9 power factor
- Standard 120V-277V universal voltage drivers. Optional 347V 0-10V driver
- Lutron EcoSystem and eLDOLED Dali options available with 100-1% dimming
- All drivers are integral and easily accessible within fixture collar
- Integral Emergency Battery: 90 minutes

LED SYSTEM

- Proprietary LED system
- Color consistency < 3 SDCM
- Standard (80+CRI)
- Available in 27K, 30K, 35K, and 40K
- Average rated life of > 50,000 hours
- 5-year warranty

MOUNTING

- Suitable for various grid ceilings applications (see mounting details)
- Suitable for drywall and wood ceilings (see mounting details)

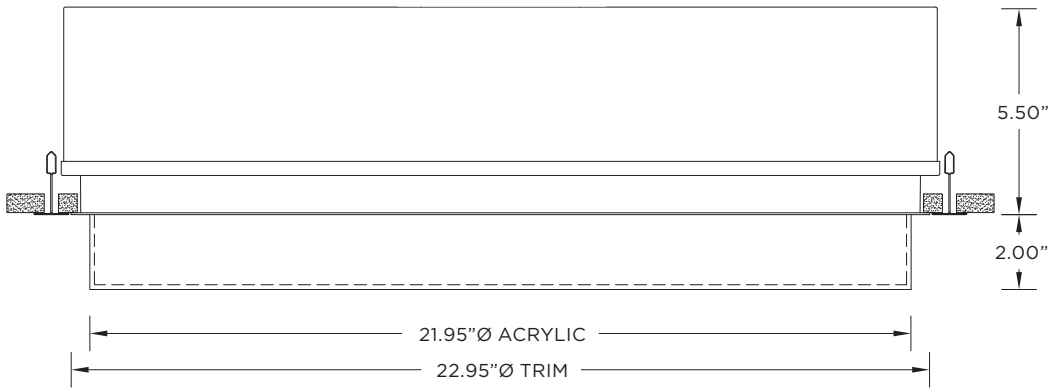
LISTING

- ETL listed and tested to UL standards. Suitable for dry and damp locations

WARRANTY

- 5 Year warranty on LED and drivers
- Manufacturer 1-year warranty for defects in material and workmanship under normal use
- Ambient temperature at fixture should not exceed 25°C

DRAWINGS AND DIMENSIONS




LENS OPTIONS

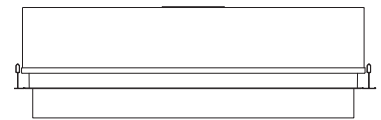
FL - FLUSH



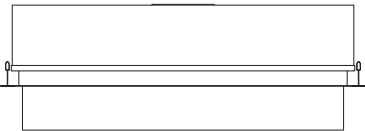
DD1 - 1" DROP




DD2 - 2" DROP




DD3 - 3" DROP



DD4 - 4" DROP

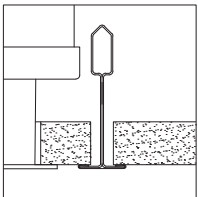


DD5 - 5" DROP

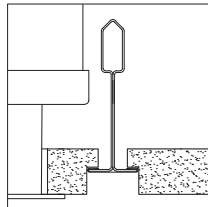


MOUNTING

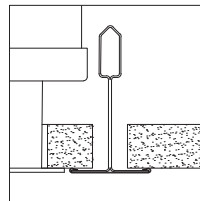
GC1 - 9/16" LAYIN



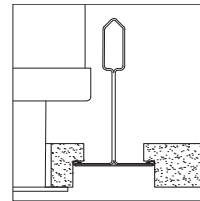
GC1S - 9/16" TEGULAR



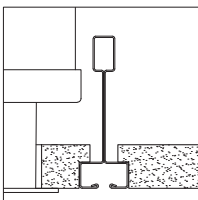
GC2 - 15/16" LAYIN TEE TEGULAR



GC2S - 15/16" TEGULAR



GC3 - 9/16" SLOT TEE TEGULAR



WT- WHITE TRIM (DRYWALL)

