



RECESSED PERIMETER

3G-RPE RECESSED PERIMETER

3G
LIGHTING



Recessed Linia



Pendant Linia



Continuous Slots



Wall Grazer

FEATURES

CONSTRUCTION

- Extruded aluminum and cold rolled steel housing powder coated matte white
- Designed for continuous runs in 1' increments.
- Adjustable end fillers available for odd lengths

ELECTRICAL

- Standard 120-277V, 0-10V dimmable driver with 100-1% dimming range
- 85% efficiency and 0.9 power factor
- Lutron driver options available with 100-1% dimming range
- eLDOLED Dali driver available with 100-1% dimming range
- Emergency Battery: 90 minutes

LED SYSTEM

- Available in 27K, 30K, 35K, and 40K
- Average rated life > 50,000 hours
- Color consistency < 3 SDCM
- CRI > 80 for 27K, 30K, 35K, and 40K

LUMEN MAINTENANCE

- L70 at 50,000 hours

MOUNTING

- Suitable for drywall and wood ceilings (see mounting details)
- Suitable for various grid ceiling applications (see mounting details)

FINISH

- Polyester powder coated matte white with 95% reflectance.

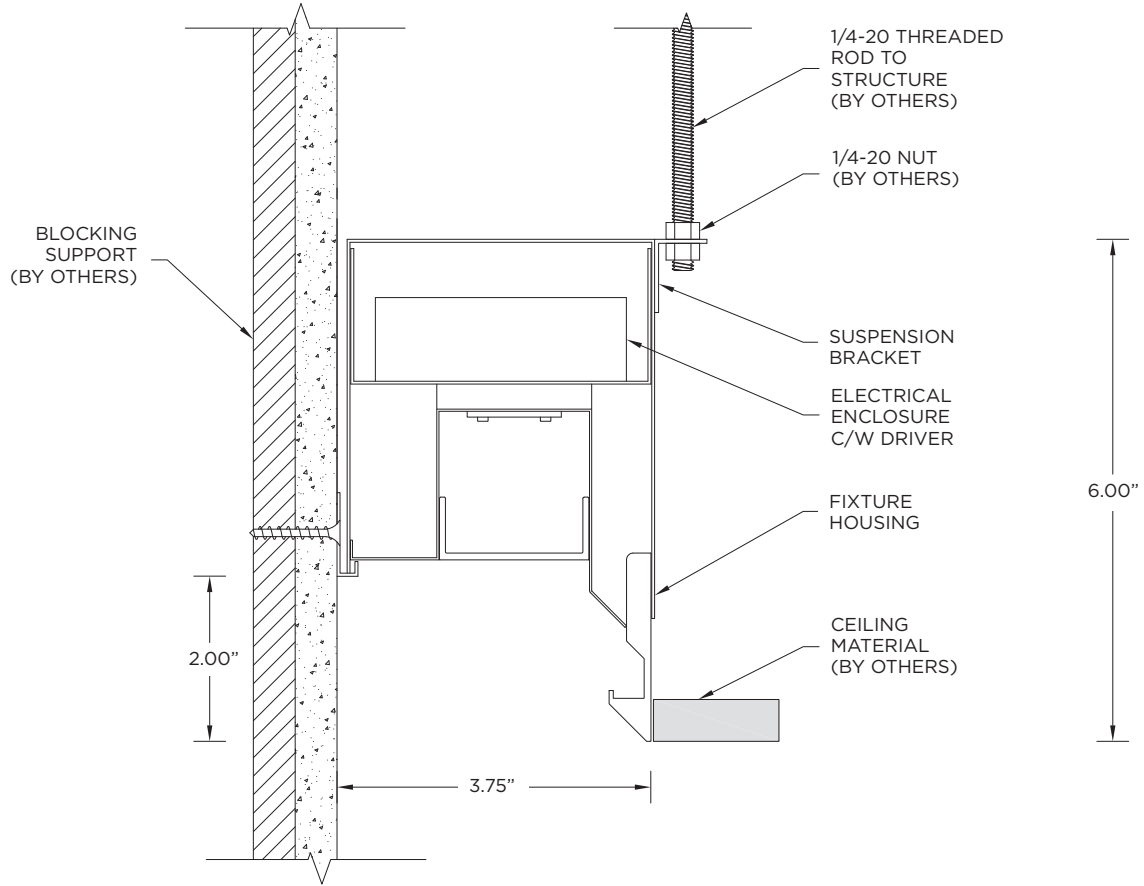
LABELS

- ETL listed. Suitable for dry or damp locations.

WARRANTY

- 5 Year limited warranty.

PROJECT	TYPE	DATE
CATALOG #		



ORDERING INFORMATION

CAT. NO	LED SYSTEM	COLOR TEMP	VOLTAGE	DRIVER	FLANGE TYPE	OPTIONS	LENGTH (FEET)
3G-RPE	L2 - STANDARD OUTPUT	27K - 2700K	120 - 120V	DIM - 0-10V (STANDARD 100-1%)	XTR - TRIMLESS	EF - END FILLER ¹	S - ___' (STRAIGHT RUN)
	L4 - HIGH OUTPUT	30K - 3000K 35K - 3500K 40K - 4000K	277 - 277V 347 - 347V (0-10V ONLY)	DHL - LUTRON (3-WIRE - 100-1%) DHL2 - LUTRON (ECOSYSTEM - 100-1%) DALI - DALI (100-1%)	WT - WHITE TRIM FX - FLANGELESS GC1 - 9/16 LAYIN GC1S - 9/16 TEGULAR GC2 - 15/16 LAYIN GC2S - 15/16 TEGULAR GC3 - 9/16 SLOT TEE TEGULAR	CP - CHICAGO PLENUM For odd lengths specify EF(end filler) option	L - ___' X ___' (L SHAPE) U - ___' X ___' X ___' (U SHAPE) R - ___' X ___' (RECTANGLE/SQUARE)
							Available in 1' increments.

3G-RPE

ORDERING EXAMPLE **3G-RPE-L2-30K-120-DIM-GC1-S-8'**

¹Adjustable end fillers are non illuminated.

RECESSED PERIMETER

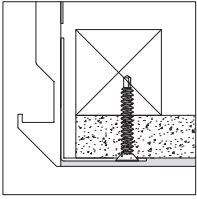
3G-RPE RECESSED PERIMETER



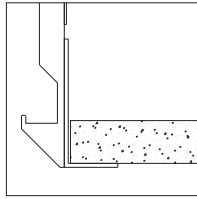
PERFORMANCE CHART (Based on 3500K, 4' length)

LED SYSTEM	WATTAGE/FT	LUMENS/FT	EFFICACY LM/W	IES FILES
L2 - STANDARD OUTPUT	5.3W	498	93	DOWNLOAD
L4 - HIGH OUTPUT	9.0W	850	94	DOWNLOAD

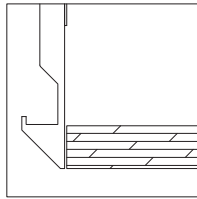
MOUNTING



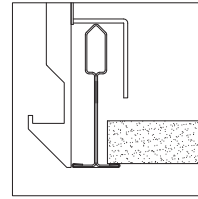
XTR - TRIMLESS



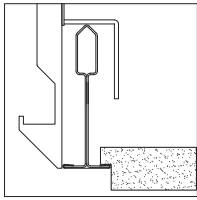
WT - TRIM



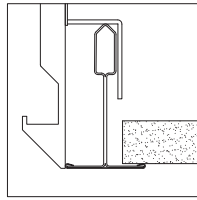
FX - FLANGELESS



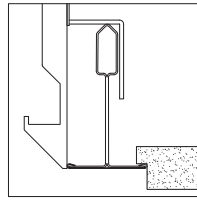
GC1 - 9/16" LAYIN



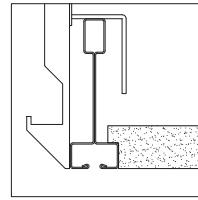
GC1S - 9/16" TEGULAR



GC2 - 15/16" LAYIN TEE TEGULAR



GC2S - 15/16" TEGULAR



GC3 - 9/16" SLOT

RUN CHART (Begin measurements at start of run, in a clockwise direction)

STRAIGHT (S-___')

ORDERING EXAMPLE:

3G-RPE-L2-30K-120-DIM-GC1-S-8'

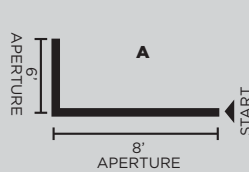


L SHAPE (L-___' x ___')

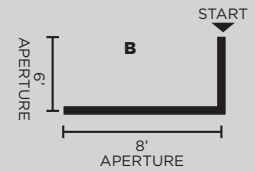
ORDERING EXAMPLE:

A - 3G-RPE-L2-30K-120-DIM-GC1-L-8'x6'

B - 3G-RPE-L2-30K-120-DIM-GC1-L-6'x8'



OR

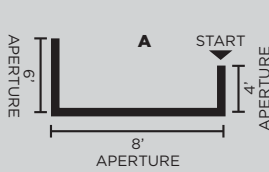


U SHAPE (U-___' x ___' x ___')

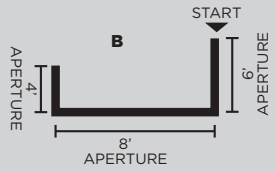
ORDERING EXAMPLE:

A - 3G-RPE-L2-30K-120-DIM-GC1-U-4'x8'x6'

B - 3G-RPE-L2-30K-120-DIM-GC1-U-6'x8'x4'



OR



RECTANGLE/SQUARE (R-___' x ___')

ORDERING EXAMPLE:

3G-RPE-L2-30K-120-DIM-GC1-R-6'x8'

