

# RECESSED ROUND

**3G-RC1-5RD**  
**1 LIGHT LED**  
70MM - TRIMLESS

**3G**  
LIGHTING



**With Trim**



**Recessed Madison**



**Continuous Slots**



**Pendant Informa**

## FEATURES

### CONSTRUCTION

- Housing fabricated in cold rolled steel. Black powder coated finish
- Aluminum mudding flange features a unique reveal that emulates drywall
- Integral aluminum blocking support
- Maximum ceiling thickness of 1". Consult factory for modifications
- Solid aluminum double gimbals. Adjustable and lockable
- Anodized aluminum reflectors and extruded aluminum heatsinks

### ELECTRICAL

- Standard 120-277V, 0-10V dimmable drivers with 100-1% dimming range
- 85% efficiency and 0.9 power factor
- Lutron and eldoLED driver options available with 100-1% dimming range
- Fixture is pre-wired, thermally protected, and rated for through branch wiring
- Electrical enclosures easily accessible through fixture aperture

### LED SYSTEM

- Available in 27K, 30K, 35K, and 40K
- Average rated life of > 50,000 hours
- Color consistency < 2 SDCM
- Standard (80+CRI). Optional (90+ and 97+CRI)
- LED modules carry a 5-year warranty
- Modules are field replaceable

### LUMEN MAINTENANCE

- L70 at 60,000 hours

### MOUNTING

- New construction housing suitable for drywall ceilings
- Butterfly brackets compatible with 1/2" x 1/2" channel, 1/2", 5/8", 3/4" bar hangers, 1/2" EMT, and furring strips (supplied by others)

### LABELS

- ETL listed. Suitable for dry or damp locations

### WARRANTY

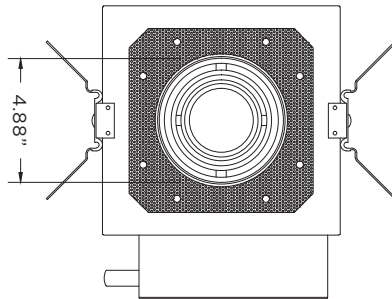
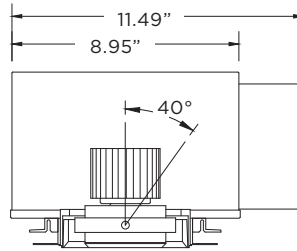
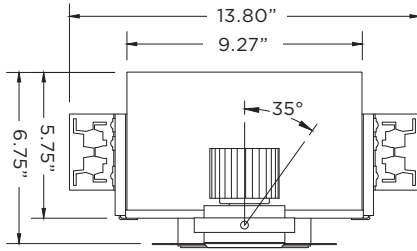
- 5 Year limited warranty

PROJECT

TYPE

DATE

CATALOG #



**ORDERING INFORMATION**

CAT. NO	LUMEN OUTPUT	CRI	COLOR TEMP	BEAM ANGLE	VOLTAGE
<b>3G-RC1-5RD</b>	<b>10</b> - 1000 LUMENS	<b>S80</b> - 80+ CRI (STANDARD) <b>H90</b> - 90+ CRI <sup>1</sup> <b>H97</b> - 97+ CRI <sup>2</sup>	<b>27K</b> - 2700K	<b>20D</b> - 20° <b>40D</b> - 40° <b>60D</b> - 60°	<b>120</b> - 120V <b>277</b> - 277V <b>347</b> - 347V (0-10V ONLY)
	<b>15</b> - 1500 LUMENS		<b>30K</b> - 3000K		
	<b>22</b> - 2200 LUMENS		<b>35K</b> - 3500K		
	<b>30</b> - 3000 LUMENS		<b>40K</b> - 4000K		
	<b>40</b> - 4000 LUMENS				
	<b>50</b> - 5000 LUMENS				

<b>3G-RC1-5RD</b>					
-------------------	--	--	--	--	--

DRIVER	TRIMLESS	GIMBAL FINISH	HOUSING INTERIOR	HOUSING TYPE	OPTIONS
<b>DIM</b> - 0-10V (STANDARD 100%-1) <b>DHL2</b> - LUTRON (ECO SYSTEM 100-1%) <b>DALI</b> - DALI (100-1%) <b>LE10</b> - FORWARD PHASE (100-10%) <sup>3</sup> <b>LE</b> - FORWARD PHASE (100-1%)	<b>XTR</b> - TRIMLESS	<b>NG</b> - NATURAL ALUMINUM (STANDARD) <b>BG</b> - BLACK <b>WG</b> - WHITE	<b>BK</b> - BLACK	<b>NC</b> - NEW CONSTRUCTION <b>IC</b> - IC HOUSING <sup>4</sup> <b>CP</b> - CHICAGO PLENUM	<b>BH</b> - BAR HANGERS <b>SF70</b> - SOFTENING LENS <b>LS70</b> - LINEAR SPREAD <b>HXB70</b> - BLACK HEXELL LOUVER

Maximum 3 optical accessories. See optical accessories page for more options

	<b>XTR</b>		<b>BK</b>		
--	------------	--	-----------	--	--

ORDERING EXAMPLE: **3G-RC1-5RD-15-S80-30K-40D-120-DIM-XTR-NG-BK-NC**

<sup>1</sup> 90+ CRI available up to 4000lm.  
<sup>2</sup> 97+ CRI available up to 3000lm.  
<sup>3</sup> 100-10% forward phase driver available up to 1500lm.  
<sup>4</sup> IC Housing available up to 2200lm.

# RECESSED ROUND

**3G-RC1-5RD**  
**1 LIGHT LED**  
70MM - TRIMLESS



## PERFORMANCE CHARTS

### 80+ CRI (Based on 40° Beam Angle)

LUMEN OUTPUT	SYSTEM WATTS	DELIVERED LUMENS	EFFICACY LM/W
1000 LUMENS	9.8W	982	100.4
1500 LUMENS	13.7W	1375	100.4
2200 LUMENS	20.7W	2079	100.4
3000 LUMENS	32.1W	2738	85.3
4000 LUMENS	37.8W	3853	101.9
5000 LUMENS	54.3W	4630	85.3

[DOWNLOAD](#)

### 90+ CRI (Based on 40° Beam Angle)

LUMEN OUTPUT	SYSTEM WATTS	DELIVERED LUMENS	EFFICACY LM/W
1000 LUMENS	9.8 W	835	85.4
1500 LUMENS	13.7W	1169	85.4
2200 LUMENS	20.1W	1719	85.4
3000 LUMENS	32.1W	2406	75.0
4000 LUMENS	44.7 W	3409	76.3
5000LUMENS	N/A	N/A	N/A

[DOWNLOAD](#)

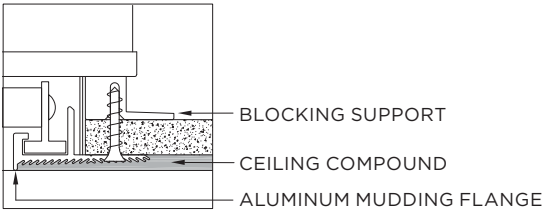
### 97+ CRI (Based on 40° Beam Angle)

LUMEN OUTPUT	SYSTEM WATTS	DELIVERED LUMENS	EFFICACY LM/W
1000 LUMENS	9.8W	733	75.0
1500 LUMENS	15.6W	1173	75.0
2200 LUMENS	24.2W	1811	75.0
3000 LUMENS	37.2W	2792	75.0
4000LUMENS	N/A	N/A	N/A
5000LUMENS	N/A	N/A	N/A

[DOWNLOAD](#)

ADDITIONAL IES FILES FOR THIS PRODUCT FOUND [HERE](#)

## MOUNTING



## NOTES