

SURFACE LINIA

3G-4SLI
3.5" SURFACE

3G
LIGHTING



DD1



DD2



Pendant Linia



Wall Linia



Recessed Linia

FEATURES

CONSTRUCTION

- 3.5" extruded aluminum housing with machined aluminum end caps
- Individual units and continuous runs in 1' increments
- 24 gauge LED reflector with high reflectance white powder coated finish
- Extruded acrylic lens with satin finish available in flush and drop lens options

ELECTRICAL

- Standard 120-277V, 0-10V dimmable driver with 100-1% dimming range
- 85% efficiency and 0.9 power factor
- Lutron driver options available with 100-1% dimming range
- eLdoLED Dali driver available with 100-1% dimming range
- Emergency Battery: 90 minutes

LED SYSTEM

- Available in 27K, 30K, 35K, and 40K
- Average rated life of >50,000 hours
- Color consistency 3 SDCM
- CRI>80 for 27K, 30K, 35K, and 40K

LUMEN MAINTENANCE

- L70 at >50,000 hours

MOUNTING

- Suitable for drywall and wood ceilings (see mounting details)

FINISH

- Standard polyester powder coated matte white finish. Optional matte silver and black finish


LABELS

- ETL listed. Suitable for dry or damp locations (indoor use)

WARRANTY

- 5 Year limited warranty

| | | |
|------------------|-------------|-------------|
| PROJECT | TYPE | DATE |
| CATALOG # | | |




LENS OPTIONS

FL - FLUSH LENS

DD1 - 1" DROP LENS

DD2 - 2" DROP LENS



ORDERING INFORMATION

| CAT. NO | LED SYSTEM | COLOR TEMP | VOLTAGE | DRIVER |
|----------------|-----------------------------|--------------------|--------------------------------|---|
| 3G-4SLI | L1 - LOW OUTPUT | 27K - 2700K | 120 - 120V | DIM - 0-10V (STANDARD 100-1%) |
| | L2 - STANDARD OUTPUT | 30K - 3000K | 277 - 277V | DHL - LUTRON (3-WIRE-100-1%) |
| | L4 - HIGH OUTPUT | 35K - 3500K | 347 - 347V (0-10V ONLY) | DHL2 - LUTRON (ECOSYSTEM-100-1%) |
| | | 40K - 4000K | | DALI - DALI (100-1%) |

| | | | | |
|----------------|--|--|--|--|
| 3G-4SLI | | | | |
|----------------|--|--|--|--|

| LENS OPTIONS | FINISH | OPTIONS | LENGTH (FEET) |
|---|------------------------------|--|---|
| FL - FLUSH | WH - WHITE (STANDARD) | EM - EMERGENCY BATTERY (4' SECTION) | S - ___' (STRAIGHT RUN)* |
| DD1 - 1" DROP LENS | SV - SILVER | | L - ___' X ___' (L-SHAPE) |
| DD2 - 2" DROP LENS | BK - BLACK | | U - ___' X ___' X ___' (U-SHAPE) |
| | | | R - ___' X ___' (RECTANGLE/SQUARE) |
| *Individual units available in 3', 4', 5', or 8', continuous runs available in 1' increments. | | | |

| | | | |
|--|--|--|--|
| | | | |
|--|--|--|--|

ORDERING EXAMPLE **3G-4SLI-L2-30K-120-DIM-FL-WH-S-8'**

Copyright 2016 3G Lighting
 P: 905-850-2305 F: 905-851-6490 | TF: 888-448-0440
 3G reserves the right to change, without notice, specifications or materials for product improvement.



SURFACE LINIA

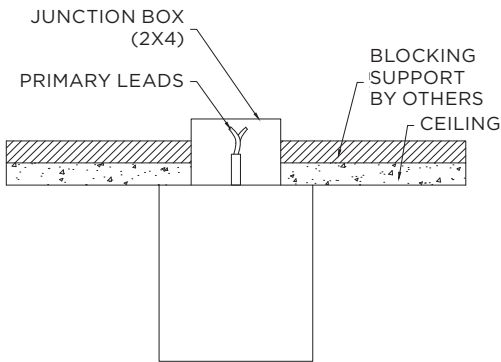
3G-4SLI 3.5" SURFACE



PERFORMANCE CHART (Based on 3500K, 4' length)

| LENS OPTIONS | LED SYSTEM | WATTAGE/FT | LUMENS/FT | EFFICACY (LM/W) | IES FILES |
|--------------|----------------------|------------|-----------|-----------------|--------------------------|
| FLUSH | L1 - LOW OUTPUT | 3.5W | 336 | 96 | DOWNLOAD |
| | L2 - STANDARD OUTPUT | 5.25W | 517 | 98 | DOWNLOAD |
| | L4 - HIGH OUTPUT | 8.75W | 888 | 101 | DOWNLOAD |
| 1" DROP | L1 - LOW OUTPUT | 3.5W | 351 | 100 | DOWNLOAD |
| | L2 - STANDARD OUTPUT | 5.25W | 541 | 103 | DOWNLOAD |
| | L4 - HIGH OUTPUT | 8.75W | 930 | 106 | DOWNLOAD |
| 2" DROP | L1 - LOW OUTPUT | 3.5W | 345 | 99 | DOWNLOAD |
| | L2 - STANDARD OUTPUT | 5.25W | 531 | 101 | DOWNLOAD |
| | L4 - HIGH OUTPUT | 8.75W | 913 | 104 | DOWNLOAD |

MOUNTING



RUN CHART (Begin measurements at start of run, in a clockwise direction)

STRAIGHT (S-___')

ORDERING EXAMPLE:

3G-4SLI-L2-30K-120-DIM-FL-WH-S-8'



L SHAPE (L-___' x ___')

ORDERING EXAMPLE:

A - 3G-4SLI-L2-30K-120-DIM-FL-WH-L-8'x6'

B - 3G-4SLI-L2-30K-120-DIM-FL-WH-L-6'x8'

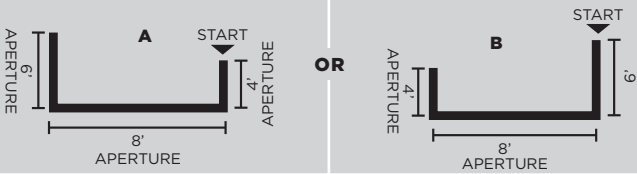


U SHAPE (U-___' x ___' x ___')

ORDERING EXAMPLE:

A - 3G-4SLI-L2-30K-120-DIM-FL-WH-U-4'x8'x6'

B - 3G-4SLI-L2-30K-120-DIM-FL-WH-U-6'x8'x4'



RECTANGLE/SQUARE (R-___' x ___')

ORDERING EXAMPLE:

3G-4SLI-L2-30K-120-DIM-FL-WH-R-8'x6'

